Financial Report

For the period ending

December 31, 2023

Marion CUSD #2
Financial Profile
For the period ending December 31, 2023

	Budgeted Revenue	Year-to-Date Revenue	Budget Balance	Percent of Budget Collected
Educational Fund	$ 40,894,179	$ 27,694,051	13,200,128	67.72%
Operations & Maintenance Fund	7,145,000	$ 6,536,611	608,389	91.49%
Lease Fund	53,900	$ 52,261	1,639	96.96%
Debt Service Fund	2,707,321	$ 1,861,138	846,183	68.74%
Transportation Fund	2,182,719	$ 1,775,210	407,509	81.33%
Social Security/Medicare Fund	691,000	$ 657,641	33,359	95.17%
IMRF Fund	610,000	$ 586,412	23,588	96.13%
Capital Projects Fund	3,380,000	$ 1,932,786	1,447,214	57.18%
Working Cash Fund	825	$ 865	(40)	104.85%
Tort Fund	755,400	$ 720,339	35,061	95.36%
Fire Prevention & Life Safety Fun	254,000	$ 245,322	8,678	96.58%
ALL FUNDS	**$ 58,674,344**	**$ 42,062,636**	**$ 16,611,708**	**71.69%**
		Percent of Fiscal Year Completed =		**50.00%**

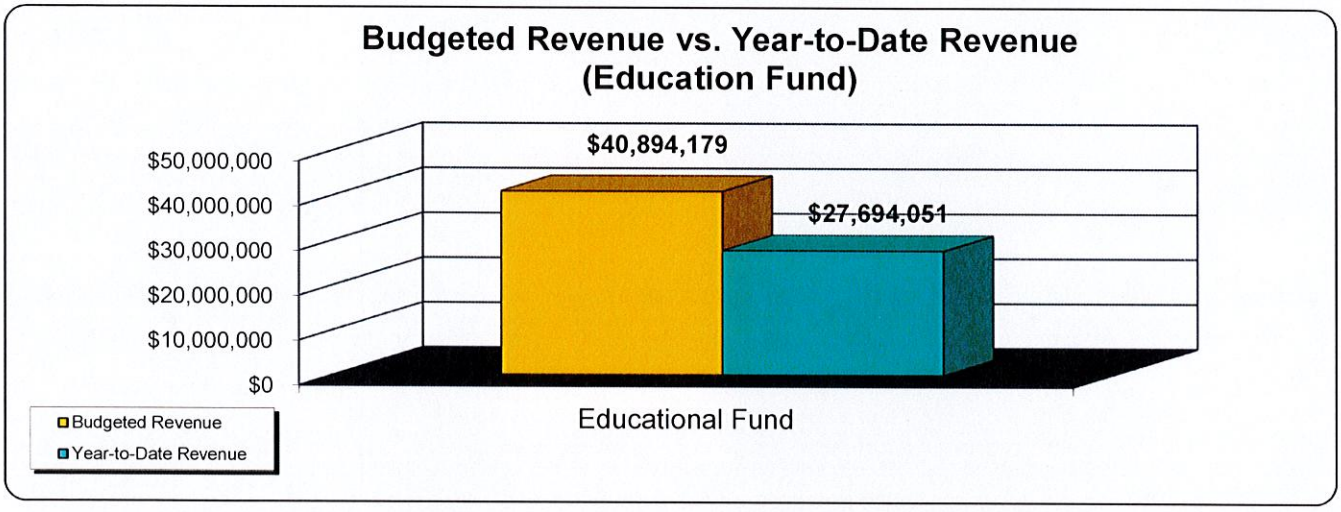

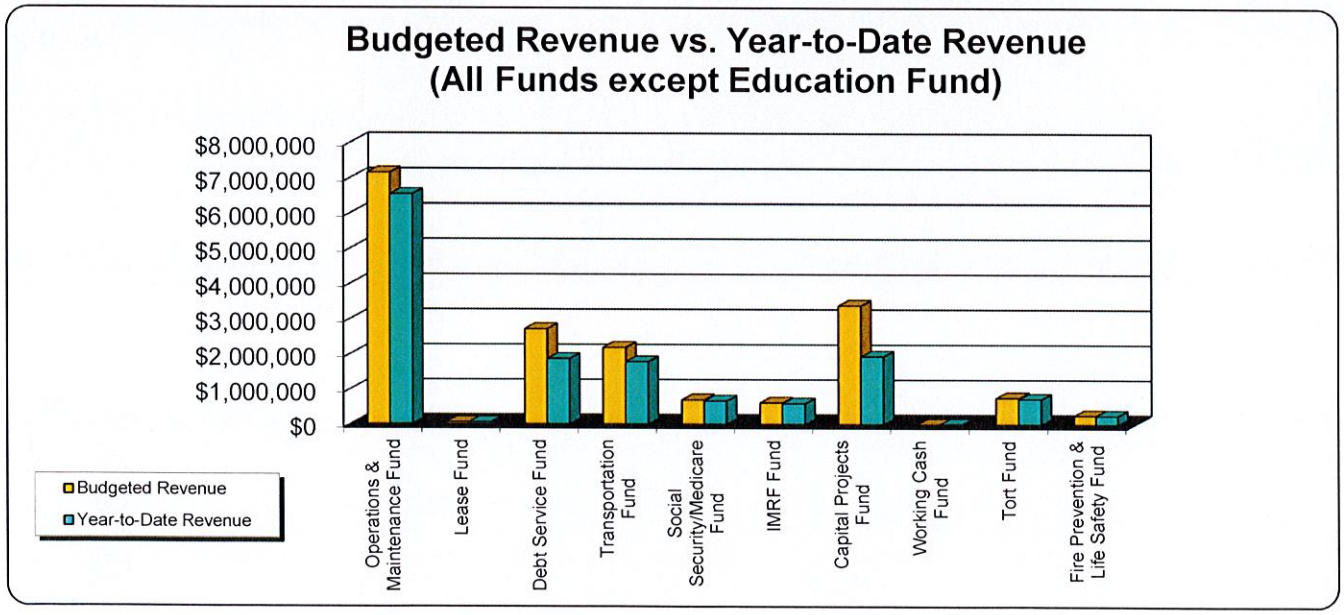

Marion CUSD #2
Financial Profile
For the period ending December 31, 2023

	Budgeted Expenditures	Year-to-Date Expenditures	Budget Balance	Percent of Budget Spent
Educational Fund	$ 40,627,608	$ 18,887,664	$ 21,739,944	46.49%
Operations & Maintenance Fund	7,124,600	4,222,622	$ 2,901,978	59.27%
Lease Fund	52,800	26,400	$ 26,400	50.00%
Debt Service Fund	2,706,821	1,706,852	$ 999,969	63.06%
Transportation Fund	2,068,839	805,183	$ 1,263,656	38.92%
Social Security/Medicare Fund	690,780	306,249	$ 384,531	44.33%
IMRF Fund	621,170	191,120	$ 430,050	30.77%
Capital Projects Fund	4,181,996	2,631,285	$ 1,550,711	62.92%
Working Cash Fund	0	0	0	0.00%
Tort Fund	686,000	223,153	$ 462,847	32.53%
Fire Prevention & Life Safety Fun	20,000	60,477	$ (40,477)	302.39%
ALL FUNDS	**$ 58,780,614**	**$ 29,061,005**	**$ 29,719,609**	**49.44%**
			Percent of Fiscal Year Completed =	**50.00%**

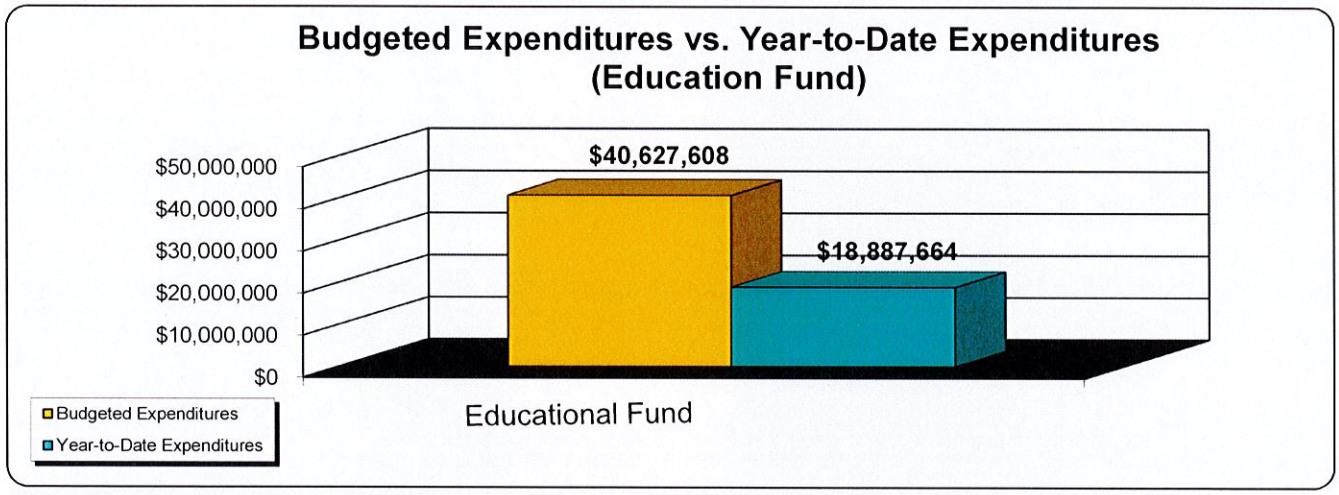

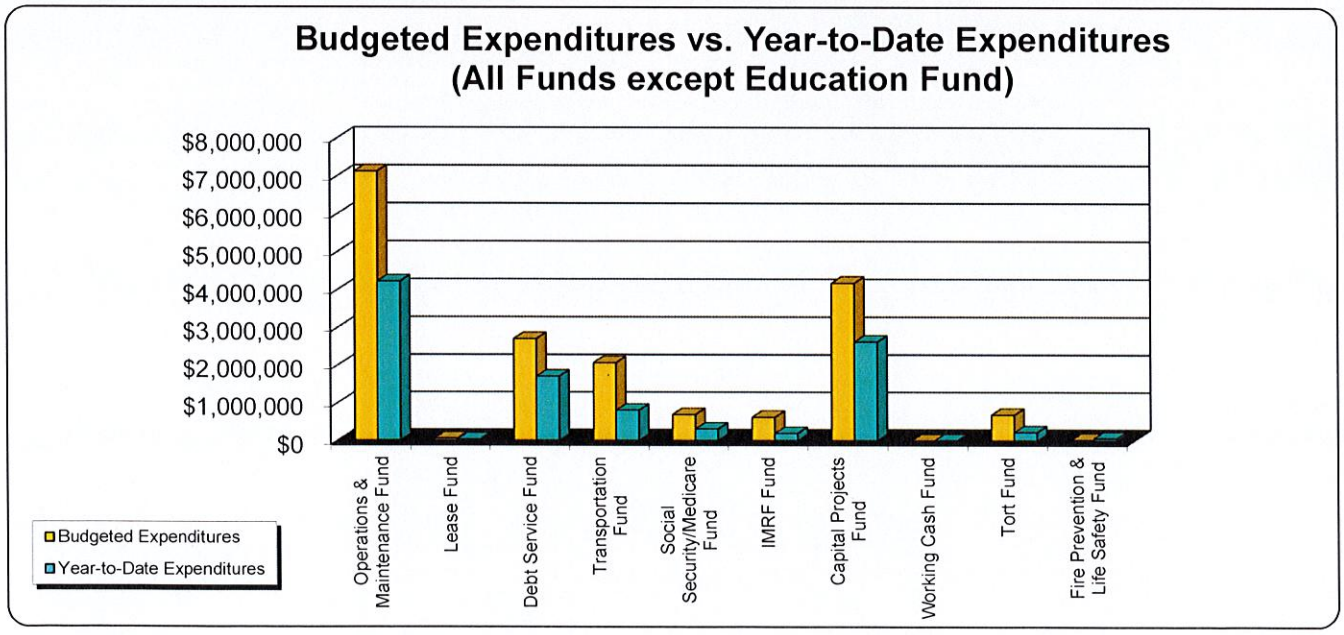

Marion CUSD 2
Year to Date Revenue Overview (Education, Operations & Maintenance, Transportation, Illinois Municipal Retirement & Social Security, Working Cash, Tort)
December 2023

Local Revenue	State Revenue	Federal Revenue
$27,552,684	**$6,103,145**	**$4,367,561**
92.00% of Budget	46.06% of Budget	47.81% of Budget

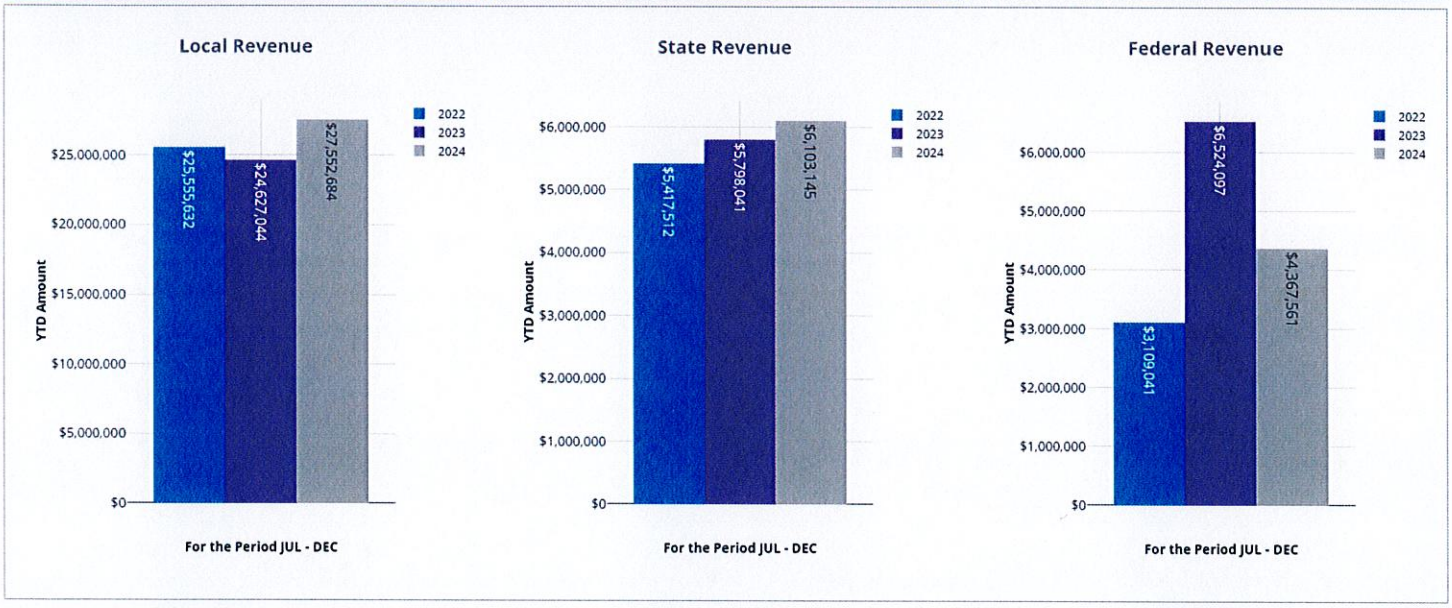

	FY 2022 YTD Amount	FY 2023 YTD Amount	FY 2024 YTD Amount	FY 2024 Annual Budget	FY 2024 % YTD Budget
LOCAL REVENUE					
1100 Ad Valorem Taxes	$24,437,849	$22,840,797	$25,661,365	$26,980,150	95.11%
1200 Payments in Lieu of Taxes	$594,202	$1,040,249	$809,118	$1,619,000	49.98%
1500 Earnings on Investments	$34,057	$89,842	$263,119	$290,475	90.58%
1600 Food Service	$9,592	$97,420	$162,643	$276,000	58.93%
1900 Other Revenue from Local Sources	$283,802	$450,599	$517,124	$591,400	87.44%
ALL OTHER LOCAL REVENUE	$196,131	$108,138	$139,315	$191,000	72.94%
TOTAL LOCAL REVENUE	$25,555,632	$24,627,044	$27,552,684	$29,948,025	92.00%
STATE REVENUE					
3000 Unrestricted Grants-in-Aid	$4,949,046	$5,357,750	$5,645,190	$12,419,419	45.45%
3100 Special Education	$136,662	$114,885	$131,317	$150,000	87.54%
3300 Bilingual Education	$41,003	$32,715	$33,132	$54,000	61.36%
3500 State Transportation Reimbursement	$264,547	$284,058	$288,595	$530,000	54.45%
ALL OTHER STATE REVENUE	$26,254	$8,632	$4,911	$96,450	5.09%
TOTAL STATE REVENUE	$5,417,512	$5,798,041	$6,103,145	$13,249,869	46.06%
TOTAL FEDERAL REVENUE	$3,109,041	$6,524,097	$4,367,561	$9,135,129	47.81%
TOTAL REVENUE	$34,082,185	$36,949,182	$38,023,390	$52,333,023	72.66%

Revenue Insight:

Operating Funds (excluding transfers) YTD revenues totaled $38,023,390 through December 2023 , which is $1,074,208 or 2.8% more than the amount received last year for this period. The YTD difference is driven by an increase in 1000 Local Sources of $2,925,640, a decrease in 4000 Federal Sources of -$2,156,536, and an increase in 3000 State Sources of $305,104.

Marion CUSD 2
Year to Date Expense Overview (Education, Operations & Maintenance, Transportation, Illinois Municipal Retirement & Social Security, Working Cash, Tort)
December 2023

Salaries and Benefits	Purchased Services	Supplies & Materials
$14,680,706	**$5,622,460**	**$2,108,095**
44.71% of Budget	46.00% of Budget	49.43% of Budget

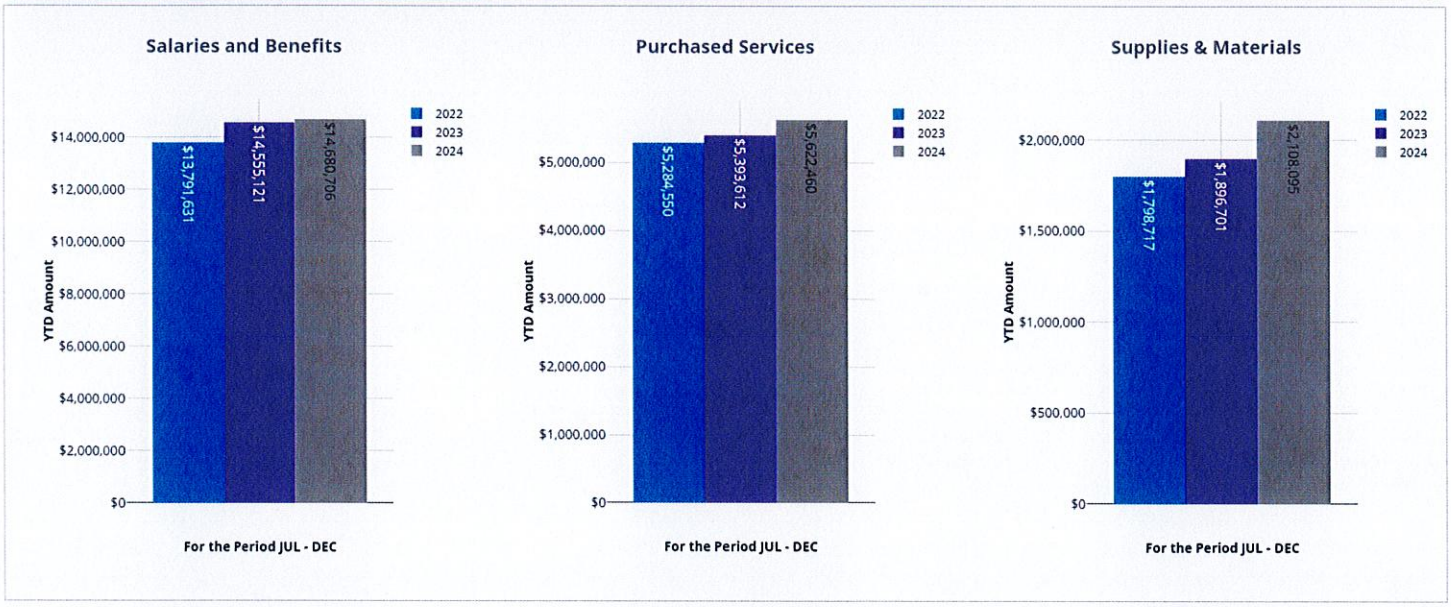

	FY 2022 YTD Amount	FY 2023 YTD Amount	FY 2024 YTD Amount	FY 2024 Annual Budget	FY 2024 % YTD Budget
SALARIES AND BENEFITS					
100 Salaries	$10,777,359	$11,364,310	$11,554,996	$25,095,244	46.04%
200 Benefits	$3,014,272	$3,190,811	$3,125,710	$7,738,906	40.39%
TOTAL SALARIES AND BENEFITS	$13,791,631	$14,555,121	$14,680,706	$32,834,150	44.71%
300 Purchased Services	$5,284,550	$5,393,612	$5,622,460	$12,222,445	46.00%
400 Supplies & Materials	$1,798,717	$1,896,701	$2,108,095	$4,265,224	49.43%
500 Capital Outlay	$362,503	$4,853,727	$2,184,435	$2,420,578	90.24%
600 Other Objects	$33,506	$44,045	$38,143	$89,850	42.45%
700 Non-Capitalized Equipment	$0	$0	$0	$0	$0
800 Termination Benefits	$50,383	$107,465	$39,549	$39,550	100.00%
TOTAL ALL OTHER	$7,529,659	$12,295,550	$9,992,682	$19,037,647	52.49%
TOTAL EXPENSES	$21,321,290	$26,850,671	$24,673,388	$51,871,797	47.57%

Expense Insights:

Operating Funds (excluding transfers) YTD expenses totaled $24,673,387 through December 2023 , which is -$2,177,283 or -8.8% less than the amount spent last year for this period. The YTD difference is driven by a decrease in 500 Capital Outlay of -$2,669,292, an increase in 300 Purchased Services of $228,848, and an increase in 400 Supplies & Materials of $211,394.

FDTLOC FUNC OBJ SJ SOURCE	Account Level Description	Ending Balance
A Asset		
10A000 1110 0000 00 000000	IMPREST, ADM, HS	27,000.48
10A000 1120 0000 00 000000	CASH IN BANK	14,867,672.72
10A000 1121 0000 00 000000	Savings for Fire Marshall	20,027.40
10A000 1130 0000 00 000000	PETTY CASH	800.00
10A000 1140 0000 00 000000	HEALTH INSURANCE CHECKING	1,802,318.28
10A000 1210 0000 00 000000	PNB CDs	3,077,542.44
10A000 1260 0000 00 000000	Activity Account	0.00
10A000 1300 0000 00 000000	EDUC. TRANSF FROM W CASH	0.00
10A000 1310 0000 00 000000	TAXES RECEIVABLE	-0.31
10A000 1410 0000 00 000000	DUE TO ED FROM TORT	0.00
10A000 1410 0000 00 000002	ED LOAN TO O&M FUND	0.00
10A000 1410 0000 00 000004	LOAN TO TRANSPORTATION FUND	0.00
10A000 1410 0000 00 000008	ED LOAN TO TORT FUND	0.00
10A000 1530 0000 00 000000	GRANTS RECEIVABLE	-0.26
10A000 1610 0000 00 000001	18-19 LOAN TO VOCATIONAL DIST	0.00
10A000 1610 0000 00 000003	17-18 CTEI VOCATION LOAN	0.00
10A000 1610 0000 02 000002	13-14 LOAN TO PRE-K	-0.10
10A000 1610 0000 04 000004	11-12 LOAN PRE-K	0.29
10A000 1630 0000 00 000000	INSURANCE RECEIVABLE	0.21
10A000 1720 0000 00 000000	BUILDING TRADES HOUSE	0.00
10A--- ---- ---- -- ------		19,795,361.15
L Liability		
10L000 4110 0000 00 000000	EDUC.FROM BLDG FUND	0.00
10L000 4110 0000 00 000001	LOAN FROM WC	0.00
10L000 4110 0000 00 000002	LOAN FROM TRANS	0.00
10L000 4200 0000 00 000000	ACCRUED PAYROLL	0.00
10L000 4310 0000 00 000000	ACCOUNTS PAYABLE	-0.25
10L000 4340 0000 00 000000	ED LOAN FROM TRANS	0.00
10L000 4610 0000 00 000000	LINE OF CREDIT	0.00
10L000 4650 0000 00 000000	BIKING FOR BOOKS	0.00
10L000 4710 0000 00 000000	ACCRUED SALARIES AND BENEFITS	-64.87
10L000 4810 0000 00 000451	EDUCATION TRS	0.36
10L000 4810 0000 00 000452	FIT	0.00
10L000 4810 0000 00 000453	SIT	0.03
10L000 4810 0000 00 000454	IMRF	0.00
10L000 4810 0000 00 000455	ANNUITIES	0.00
10L000 4810 0000 00 000456	HEALTH INSURANCE	0.00
10L000 4810 0000 00 000457	FICA	0.00
10L000 4810 0000 00 000458	MEDICARE	0.00
10L000 4810 0000 00 000459	CREDIT UNION & DUES	0.00
10L000 4810 0000 00 000460	UNITED WAY	0.00
10L000 4810 0000 00 000461	UNIT 2 FOUNDATION	0.00
10L000 4810 0000 00 000462	CIRCUIT CLERK	0.00
10L000 4810 0000 00 000464	KIDS FOUNDATION	0.00
10L000 4810 1000 00 000458	FICA/MEDICARE	0.00
10L000 4910 0000 00 000000	DEFERRED REVENUE	-0.27
10L000 4930 0000 00 000000	Activity Account	0.00
10L000 4980 0000 00 000000		0.00
10L000 4990 0000 00 000000	CONTINGENT HEALTH INSURANCE LI	-0.04
10L000 4990 0000 00 000003	Property Tax Building Trades	0.00
10L000 5500 0000 00 000000	CONTINGENT HEALTH INS LIAB.	-399,834.12

FDTLOC FUNC OBJ SJ SOURCE	Account Level Description	Ending Balance
L	Liability	
10L--- ---- ---- -- ------		-399,899.16
Q	Equity	
10Q000 7030 0000 00 000002	RESTRICTED FUND BAL HEALTH INS	0.00
10Q000 7130 0000 00 000000	RESERVE FOR ENCUMBRANCES	0.00
10Q000 7300 0000 00 000000	EDUCATION FUND BALANCE	-19,395,461.99
10Q--- ---- ---- -- ------		-19,395,461.99
10---- ---- ---- -- ------		0.00
A	Asset	
11A000 1260 0000 00 000000	ACTIVITY FUND CASH	466,522.43
11A--- ---- ---- -- ------		466,522.43
L	Liability	
11L000 4930 0000 00 000000	ACTIVITY FUND LIABILITY	0.00
11L--- ---- ---- -- ------		0.00
Q	Equity	
11Q000 7150 0000 00 000000	ACTIVITY FUND BALANCE	0.00
11Q000 7300 0000 00 000000	ACTIVITY ACCOUNT FUND BALANCE	-466,522.43
11Q--- ---- ---- -- ------		-466,522.43
11---- ---- ---- -- ------		0.00
A	Asset	
20A000 1120 0000 00 000000	CASH IN BANK	5,452,470.46
20A000 1310 0000 00 000001	ALLOWANCE ACCOUNT	0.00
20A000 1410 0000 00 000000	O&M LOAN TO ED	0.00
20A000 1410 0000 00 000001	OM LOAN TO CAPITAL PROJECTS	0.00
20A000 1510 0000 00 000000	O&M LOAN TO ED	0.00
20A--- ---- ---- -- ------		5,452,470.46
L	Liability	
20L000 4110 0000 00 000000	LOAN FROM WC	0.00
20L000 4110 0000 00 000001	LOAN FROM ED FUND	0.00
20L000 4110 0000 00 000002	LOAN FROM TRANSPORTATION	0.00
20L000 4200 0000 00 000000	ACCRUED PAYROLL	0.00
20L000 4310 0000 00 000000	ACCOUNTS PAYABLE	-0.02

FDTLOC FUNC OBJ SJ SOURCE	Account Level Description	Ending Balance
L	Liability	
20L000 4410 0000 00 000000	HS FIRE RESTORATION (INSURANCE	0.00
20L000 4710 0000 00 000000	ACCRUED SALARIES AND BENEFITS	-0.36
20L000 4810 0000 00 000451	TRS	0.00
20L000 4810 0000 00 000452	FIT	0.00
20L000 4810 0000 00 000453	SIT	0.00
20L000 4810 0000 00 000454	IMRF	0.00
20L000 4810 0000 00 000455	ANNUITIES	42.20
20L000 4810 0000 00 000456	HEALTH INSURANCE	-42.40
20L000 4810 0000 00 000457	FICA	0.00
20L000 4810 0000 00 000458	MEDICARE	0.00
20L000 4810 0000 00 000459	CREDIT UNION, UNION DUES	0.00
20L000 4810 0000 00 000460	UNITED WAY	0.00
20L000 4810 0000 00 000462	CIRCUIT CLERK	0.00
20L000 4810 1000 00 000458	FICA/MEDICARE	0.00
20L000 4910 0000 00 000000	DEFERRED REVENUE	-39,882.40
20L000 4980 0000 00 000000		0.00
20L000 4990 0000 00 000000	PROPERTY TAX ON PURCHASE OF PR	0.00
20L--- ---- ---- -- ------		-39,882.98
Q	Equity	
20Q000 7130 0000 00 000000	RESERVE FOR ENCUMBRANCES	0.00
20Q000 7300 0000 00 000000	OM FUND BALANCE	-5,412,587.48
20Q--- ---- ---- -- ------		-5,412,587.48
20---- ---- ---- -- ------		0.00
A	Asset	
21A000 1120 0000 00 000000	CASH IN BANK	61,003.74
21A000 1210 0000 00 000000	LEASE DEPOSIT	0.00
21A--- ---- ---- -- ------		61,003.74
L	Liability	
21L000 4310 0000 00 000000	ACCOUNTS PAYABLE	0.27
21L000 4910 0000 00 000000	DEFERRED REVENUE	0.13
21L000 5900 0000 00 000000	LT LIAB - COMPUTERS	0.00
21L000 5990 0000 00 000000	LEASE: LT LIAB - COMPUTERS	0.25
21L--- ---- ---- -- ------		0.65
Q	Equity	
21Q000 7300 0000 00 000000	OM LEASE FUND BALANCE	-61,004.39
21Q--- ---- ---- -- ------		-61,004.39
21---- ---- ---- -- ------		0.00

FDTLOC FUNC OBJ SJ SOURCE	Account Level Description	Ending Balance
A	Asset	
30A000 1120 0000 00 000000	CASH IN BANK	157,127.27
30A--- ---- ---- -- ------		157,127.27
L	Liability	
30L000 4310 0000 00 000000	ACCOUNTS PAYABLE	0.00
30L000 4910 0000 00 000000	DEFERRED REVENUE	0.42
30L--- ---- ---- -- ------		0.42
Q	Equity	
30Q000 7130 0000 00 000000	RESERVE FOR ENCUMBRANCES	0.00
30Q000 7300 0000 00 000000	DEBT SERVICE FUND BALANCE	-157,127.69
30Q--- ---- ---- -- ------		-157,127.69
30---- ---- ---- -- ------		0.00
A	Asset	
40A000 1120 0000 00 000000	CASH IIN BANK	2,602,651.98
40A000 1410 0000 00 000000	TRANS LOAN TO ED	0.00
40A000 1420 0000 00 000000	LOAN TO O&M FUND	0.00
40A000 1510 0000 00 000000	TRANS LOAN TO ED	0.00
40A000 1530 0000 00 000000	GRANTS RECEIVABLE	0.28
40A000 1610 0000 00 000000	OTHER RECEIVABLES	0.00
40A000 1610 0000 00 000001	20-21 LOAN TO WCES	0.00
40A--- ---- ---- -- ------		2,602,652.26
L	Liability	
40L000 4110 0000 00 000000	LOAN FROM ED FUND	0.00
40L000 4200 0000 00 000000	ACCRUED PAYROLL	0.00
40L000 4310 0000 00 000000	ACCOUNTS PAYABLE	0.00
40L000 4310 0000 00 000001	AMERICAN EXPRESS LIABILITY	0.00
40L000 4650 0000 00 000000	BIKING FOR BOOKS	0.00
40L000 4710 0000 00 000000	ACCRUED SALARIES AND BENEFITS	-0.06
40L000 4810 0000 00 000451	TRS	0.00
40L000 4810 0000 00 000452	FIT	0.00
40L000 4810 0000 00 000453	SIT	0.00
40L000 4810 0000 00 000455	TORT: ANNUITIES	0.00
40L000 4810 0000 00 000456	HEALTH INSURANCE	0.00
40L000 4810 0000 00 000457	FICA	0.00
40L000 4810 0000 00 000458	MEDICARE	0.00
40L000 4810 1000 00 000458	FICA/MEDICARE	0.00
40L000 4910 0000 00 000000	DEFERRED REVENUE	-0.47
40L000 4980 0000 00 000000	ACCRUED EXPENSES	0.00
40L--- ---- ---- -- ------		-0.53

FDTLOC FUNC OBJ SJ SOURCE	Account Level Description	Ending Balance
Q	Equity	
40Q000 7130 0000 00 000000	RESERVE FOR ENCUMBRANCES	0.00
40Q000 7300 0000 00 000000	TRANSPORTATION FUND BALANCE	-2,602,651.73
40Q--- ---- ---- -- ------		-2,602,651.73
40---- ---- ---- -- ------		0.00
A	Asset	
50A000 1120 0000 00 000000	CASH IN BANK	686,893.48
50A--- ---- ---- -- ------		686,893.48
L	Liability	
50L000 4310 0000 00 000000	ACCOUNTS PAYABLE	0.00
50L000 4710 0000 00 000000	ACCRUED SALARIES AND BENEFITS	0.00
50L000 4910 0000 00 000000	DEFERRED REVENUE	-0.12
50L000 4980 0000 00 000000		0.00
50L--- ---- ---- -- ------		-0.12
Q	Equity	
50Q000 7300 0000 00 000000	IMRF/SS FUND BALANCE	-686,893.36
50Q--- ---- ---- -- ------		-686,893.36
50---- ---- ---- -- ------		0.00
A	Asset	
51A000 1120 0000 00 000000	CASH IN BANK	910,676.09
51A--- ---- ---- -- ------		910,676.09
L	Liability	
51L000 4310 0000 00 000000	ACCOUNTS PAYABLE	0.00
51L000 4710 0000 00 000000	Accrued Salaries and Benefits	0.00
51L000 4980 0000 00 000000		0.00
51L--- ---- ---- -- ------		0.00
Q	Equity	
51Q000 7300 0000 00 000000		-910,676.09
51Q--- ---- ---- -- ------		-910,676.09
51---- ---- ---- -- ------		0.00

FDTLOC FUNC OBJ SJ SOURCE	Account Level Description	Ending Balance
A	Asset	
60A000 1120 0000 00 000000	CASH IN BANK	3,231,153.39
60A000 2200 0000 00 000000	LAND PURCHASE	0.00
60A--- ---- ---- -- ------		3,231,153.39
L	Liability	
60L000 4110 0000 00 000000	LOAN FROM OM	0.00
60L000 4310 0000 00 000000	ACCOUNTS PAYABLE	-0.41
60L000 4910 0000 00 000000	DEFERRED REVENUE	0.00
60L000 4990 0000 00 000000	PROPERTY TAX OWED FOR LOT 2014	0.00
60L--- ---- ---- -- ------		-0.41
Q	Equity	
60Q000 7130 0000 00 000000	RESERVE FOR ENCUMBRANCES	0.00
60Q000 7300 0000 00 000000	CAPITAL PROJECTS FUND BALANCE	-3,231,152.98
60Q--- ---- ---- -- ------		-3,231,152.98
60---- ---- ---- -- ------		0.00
A	Asset	
70A000 1120 0000 00 000000	CASH IN BANK	9,928.32
70A000 1410 0000 00 000000	WC LOAN TO ED	0.00
70A000 1410 0000 00 000001	WC LOAN TO OM	0.00
70A000 1510 0000 00 000000	LOAN TO EDUCATION FUND	0.00
70A--- ---- ---- -- ------		9,928.32
L	Liability	
70L000 4310 0000 00 000000	ACCOUNTS PAYABLE	0.00
70L000 4910 0000 00 000000	DEFERRED REVENUE	0.38
70L--- ---- ---- -- ------		0.38
Q	Equity	
70Q000 7300 0000 00 000000	WORKING CASH FUND BALANCE	-9,928.70
70Q--- ---- ---- -- ------		-9,928.70
70---- ---- ---- -- ------		0.00

FDTLOC FUNC OBJ SJ SOURCE	Account Level Description	Ending Balance
A Asset		
80A000 1120 0000 00 000000	CASH IN BANK	879,965.42
80A--- ---- ---- -- ------		879,965.42
L Liability		
80L000 4110 0000 00 000000	DUE TO ED FROM TORT	0.00
80L000 4110 0000 00 000001	LOAN FROM ED FUND	0.00
80L000 4310 0000 00 000000	ACCOUNTS PAYABLE	0.00
80L000 4810 0000 00 000451	TRS	0.00
80L000 4810 0000 00 000452	FIT	0.00
80L000 4810 0000 00 000453	SIT	0.00
80L000 4810 0000 00 000454	IMRF	0.00
80L000 4810 0000 00 000455	ANNUTIES	0.00
80L000 4810 0000 00 000456	HEALTH INSURANCE	0.00
80L000 4810 0000 00 000457	FICA	0.00
80L000 4810 0000 00 000458	MEDICARE	0.00
80L000 4810 0000 00 000459	CU/DUES	0.00
80L000 4810 0000 00 000460	UNITED WAY	0.00
80L000 4810 0000 00 000461	UNIT 2 FOUNDATION	0.00
80L000 4810 0000 00 000462	CIRCUIT CLERK	0.00
80L000 4810 0000 00 000464	KIDS FOUNDATION	0.00
80L000 4810 1000 00 000458	FICA/MEDICARE	0.00
80L000 4910 0000 00 000000	DEFERRED REVENUE	0.00
80L--- ---- ---- -- ------		0.00
Q Equity		
80Q000 7130 0000 00 000000	RESERVE FOR ENCUMBRANCES	0.00
80Q000 7300 0000 00 000000	TORT FUND BALANCE	-879,965.42
80Q--- ---- ---- -- ------		-879,965.42
80---- ---- ---- -- ------		0.00
A Asset		
90A000 1120 0000 00 000000	CASH IN BANK	841,173.44
90A--- ---- ---- -- ------		841,173.44
L Liability		
90L000 4310 0000 00 000000	ACCOUNTS PAYABLE	-0.50
90L000 4910 0000 00 000000	DEFERRED REVENUE	-0.48
90L--- ---- ---- -- ------		-0.98

FDTLOC FUNC OBJ SJ SOURCE Q Equity	Account Level Description	Ending Balance
90Q000 7130 0000 00 000000	RESERVE FOR ENCUMBRANCES	0.00
90Q000 7300 0000 00 000000	FP&S FUND BALANCE	-841,172.46
90Q--- ---- ---- -- ------		-841,172.46
90---- ---- ---- -- ------		0.00
Grand Asset Totals		35,094,927.45
Grand Liability Totals		-439,782.73
Grand Equity Totals		-34,655,144.72
Grand Totals		0.00

Number of Accounts: 174

********** End of report **********

CHECK NUMBER	CHECK DATE	VENDOR	INVOICE NUMBER	ACCOUNT NUMBER	INVOICE DESCRIPTION	AMOUNT
73388	12/15/2023	AMERITAS	20231215AD	10L000 4810 0000 00 000456	Payroll accrual	4,046.12
73388	12/15/2023	AMERITAS	20231215AD	20L000 4810 0000 00 000456	Payroll accrual	142.14
73388	12/15/2023	AMERITAS	20231215AD	40L000 4810 0000 00 000456	Payroll accrual	5.64
73388	12/15/2023	AMERITAS	20231215AD	10L000 4810 0000 00 000456	Payroll accrual	744.39
73388	12/15/2023	AMERITAS	20231215AD	20L000 4810 0000 00 000456	Payroll accrual	50.08
73388	12/15/2023	AMERITAS	20231215AD	40L000 4810 0000 00 000456	Payroll accrual	1.45
					Totals for 73388	4,989.82
73389	12/15/2023	CONNECTICUT-CCSPC	20231215AD	20L000 4810 0000 00 000462	Payroll accrual	108.63
					Totals for 73389	108.63
73390	12/15/2023	ILL STATE DISB UNIT	20231215AD	10L000 4810 0000 00 000462	Payroll accrual	200.00
73390	12/15/2023	ILL STATE DISB UNIT	20231215AD	10L000 4810 0000 00 000462	Payroll accrual	651.00
					Totals for 73390	851.00
73391	12/15/2023	KIDS FOUNDATION	20231215AD	10L000 4810 0000 00 000464	Payroll accrual	60.00
					Totals for 73391	60.00
73392	12/15/2023	LABORERS' LOCAL 773	20231215AD	20L000 4810 0000 00 000459	Payroll accrual	558.33
					Totals for 73392	558.33
73393	12/15/2023	LABORERS' LOCAL 773	20231215AD	10L000 4810 0000 00 000459	Payroll accrual	469.98
					Totals for 73393	469.98
73394	12/15/2023	LOCAL 773	20231215AD	10L000 4810 0000 00 000459	Payroll accrual	177.50
					Totals for 73394	177.50
73395	12/15/2023	MARION EDUCATION ASS	20231215AD	10L000 4810 0000 00 000459	Teacher dues	11,306.34
					Totals for 73395	11,306.34
73396	12/15/2023	MARION UNIT 2 FOUNDA	20231215AD	10L000 4810 0000 00 000461	Payroll accrual	77.00
					Totals for 73396	77.00
73397	12/15/2023	NIKKI TRAVELSTEAD201	20231215AD	10L000 4810 0000 00 000462	Payroll accrual	250.00
					Totals for 73397	250.00
73398	12/15/2023	SIU CREDIT UNION	20231215AD	10L000 4810 0000 00 000459	Payroll accrual	850.00
					Totals for 73398	850.00
73399	12/14/2023	A & W PLUMBING AND H	Applicatio	60E110 2535 5230 00 220660	Application 8 Washington	89,403.05
					Totals for 73399	89,403.05
73401	12/14/2023	AMAZON.com	1PHW-HMRW-	10E303 2223 4900 00 000000	supplies	144.38
73401	12/14/2023	AMAZON.com	1R9T-P9MD-	10E303 1103 4130 00 000001	We returned the white dresses, they were all a size 4x. That will be credited back to the credit card. These are to replace them.	428.07
73401	12/14/2023	AMAZON.com	1K6H-N7C3D	10E303 1103 4130 00 000001	Madrigal Supplies	399.78
73401	12/14/2023	AMAZON.com	1J69-JM3Y-	10E105 1101 4100 00 000000	OFFICE SUPPLIES	304.26
73401	12/14/2023	AMAZON.com	1JMQ-71GN-	10E109 1101 4100 00 000000	Supplies for Treece and Kadela	60.69
73401	12/14/2023	AMAZON.com	199D-N6LD-	10E108 1101 4100 00 000000	Workroom Supplies	219.05
73401	12/14/2023	AMAZON.com	1C4Y-HQMH-	20E000 2542 4100 00 000000	Voltage monitor/Jason	224.72
73401	12/14/2023	AMAZON.com	11D3-T9RF-	20E000 2542 4100 00 000000	Outdoor trashcans for longfellow and MJHS	919.95
73401	12/14/2023	AMAZON.com	16LX-LGCC-	20E000 2542 4100 00 000000	motor for refrigerator/mhs	32.21
73401	12/14/2023	AMAZON.com	1LTP-T96Q-	20E107 2542 4100 00 000000	scrubber for Jefferson	93.99
73401	12/14/2023	AMAZON.com	1GJW-VHYW-	20E000 2542 4100 00 000000	book for class/Aaron	123.92
73401	12/14/2023	AMAZON.com	1QFV-WYG3-	20E000 2542 4100 00 000000	office supplies	72.50
73401	12/14/2023	AMAZON.com	1WWW-7MCQ-	10E000 1251 4100 00 000000	McKinney-Vento items	28.77
73401	12/14/2023	AMAZON.com	1HHH-7XNQ-	10E000 1251 4100 00 000000	McKinney-Vento (clothes)	395.45
73401	12/14/2023	AMAZON.com	1HY3-6W1X-	10E303 1103 4130 00 000001	Costumes for Madrigals. We have more kids in choir this year so additional costumes need to be ordered. INVOICE 1CFJ-FQHV-RHHT	1,066.75
					Totals for 73401	4,514.49

CHECK NUMBER	CHECK DATE	VENDOR	INVOICE NUMBER	ACCOUNT NUMBER	INVOICE DESCRIPTION	AMOUNT
73402	12/14/2023	BAYSINGER ARCHITECTS	22066-12	60E000 2533 5230 00 220660	Architect for WA HVAC	1,717.38
					Totals for 73402	1,717.38
73403	12/14/2023	BEST ONE TIRE & SERV	3060014108	20E000 2545 4100 00 000000	Valve stem rebuild kit	51.90
					Totals for 73403	51.90
73404	12/14/2023	BOOGIE BOARD	155711	10E965 1250 4100 30 000000	approved instructional materials for Stephanie Brown	131.94
					Totals for 73404	131.94
73405	12/14/2023	CUSTOM KITCHEN DESIG	2	20E000 2542 3190 00 000000	Cabinets for Lincoln	1,592.50
					Totals for 73405	1,592.50
73406	12/14/2023	FRONTIER	12/22/2023	20E000 2542 3400 00 000000	District Phone	1,608.15
					Totals for 73406	1,608.15
73407	12/14/2023	IDTA - DECATUR	Marion Hig	10E303 1103 3320 00 000000	MHS Pom State Competition fee **Must be postmarked by 12-25-23** I can pick up and mail	300.00
					Totals for 73407	300.00
73408	12/14/2023	IDTA - DECATUR	MJHS Dance	10E204 1102 6400 00 000000	IDTA State Finals - Fee Marion Junior High Dance Team - State Finals Fee Check Payable to Illinois Drill Team Association	300.00
					Totals for 73408	300.00
73409	12/14/2023	JOHN A LOGAN COLLEGE	MAR-2023-4	10E303 1103 3190 00 000002	2 Students x 18 days x 25.00	900.00
					Totals for 73409	900.00
73410	12/14/2023	LAKE OF EGYPT WATER	Dec 2023 D	20E105 2542 3700 00 000000	Adams Water	1,931.55
					Totals for 73410	1,931.55
73411	12/14/2023	MARION CHAMBER COMME	5773	10E000 2321 3900 00 000000	Foundation Level Member Member Dues	300.00
					Totals for 73411	300.00
73412	12/14/2023	MASTERCARD	December 0	40E000 2552 4100 00 000000	Mastercard Activity Buses-Fuel	-786.77
73412	12/14/2023	MASTERCARD	December 0	40E000 2552 4100 00 000000	Mastercard Activity Buses-Fuel	786.77
					Totals for 73412	0.00
73413	12/14/2023	MENARDS	61530-5152	10E303 1103 4130 00 000001	Materials for Madrigals Invoices 61530 61525	615.45
					Totals for 73413	615.45
73414	12/14/2023	MONROE CLEANERS	MHS Band	10E303 1103 3220 00 000000	Uniform Dry Cleaning	800.00
					Totals for 73414	800.00
73415	12/14/2023	PRAIRIE FARMS DAIRY	11/30/2023	10E303 2560 4100 84 000000	Food service	4,819.34
73415	12/14/2023	PRAIRIE FARMS DAIRY	11/30/2023	10E204 2560 4100 84 000000	Food service	3,657.30
73415	12/14/2023	PRAIRIE FARMS DAIRY	11/30/2023	10E105 2560 4100 84 000000	Food service	1,331.39
73415	12/14/2023	PRAIRIE FARMS DAIRY	11/30/2023	10E107 2560 4100 84 000000	Food service	1,584.83
73415	12/14/2023	PRAIRIE FARMS DAIRY	11/30/2023	10E108 2560 4100 84 000000	Food service	4,083.47
73415	12/14/2023	PRAIRIE FARMS DAIRY	11/30/2023	10E109 2560 4100 84 000000	Food service	2,213.38
73415	12/14/2023	PRAIRIE FARMS DAIRY	11/30/2023	10E110 2560 4100 84 000000	Food service	1,927.23
					Totals for 73415	19,616.94
73416	12/14/2023	SECURITY ALARM CORP	195848-193	20E000 2542 3190 00 000000	Fire Alarm upgrades	4,460.00
					Totals for 73416	4,460.00
73417	12/14/2023	SMITH HAFELI, INC	Applicatio	60E107 2535 5230 00 230440	Application 8 Project 23044 Jefferson	258,115.50
					Totals for 73417	258,115.50
73418	12/14/2023	SOUTH SIDE LUMBER, I	566287	10E000 1446 4100 00 000004	shingles for Trades House	6,840.96
					Totals for 73418	6,840.96
73419	12/14/2023	SOUTHERN BUS & MOBIL	14079	40E000 2552 4100 00 000000	Installation of catalytic converter cages and covers	1,250.00

CHECK NUMBER	CHECK DATE	VENDOR	INVOICE NUMBER	ACCOUNT NUMBER	INVOICE DESCRIPTION	AMOUNT
					Totals for 73419	1,250.00
73420	12/14/2023	TERMINIX	439914041	20E000 2542 3210 00 000000	pest control Invoices 439914041 440110549 110252809 439613018 440575267 439834679	62.20
73420	12/14/2023	TERMINIX	439914041	20E303 2542 3210 00 000000	pest control Invoices 439914041 440110549 110252809 439613018 440575267 439834679	99.00
73420	12/14/2023	TERMINIX	439914041	20E105 2542 3210 00 000000	pest control Invoices 439914041 440110549 110252809 439613018 440575267 439834679	80.00
73420	12/14/2023	TERMINIX	439914041	20E107 2542 3210 00 000000	pest control Invoices 439914041 440110549 110252809 439613018 440575267 439834679	62.20
73420	12/14/2023	TERMINIX	439914041	20E108 2542 3210 00 000000	pest control Invoices 439914041 440110549 110252809 439613018 440575267 439834679	126.60
73420	12/14/2023	TERMINIX	439914041	20E109 2542 3210 00 000000	pest control Invoices 439914041 440110549 110252809 439613018 440575267 439834679	63.30
					Totals for 73420	493.30
73421	12/14/2023	THE HOME DEPOT PRO	11/24/23 S	20E000 2542 4100 00 000000	Maintenance Supplies/tools Please see the attachements for processing	2,386.63
73421	12/14/2023	THE HOME DEPOT PRO	11/24/23 S	20E303 2542 4100 00 000000	Maintenance Supplies/tools Please see the attachements for processing	2,427.70
73421	12/14/2023	THE HOME DEPOT PRO	11/24/23 S	20E204 2542 4100 00 000000	Maintenance Supplies/tools Please see the attachements for processing	189.60
73421	12/14/2023	THE HOME DEPOT PRO	11/24/23 S	20E105 2542 4100 00 000000	Maintenance Supplies/tools Please see the attachements for processing	437.98
73421	12/14/2023	THE HOME DEPOT PRO	11/24/23 S	20E107 2542 4100 00 000000	Maintenance Supplies/tools Please see the attachements for processing	529.49
73421	12/14/2023	THE HOME DEPOT PRO	11/24/23 S	20E110 2542 4100 00 000000	Maintenance Supplies/tools Please see the attachements for processing	574.84
					Totals for 73421	6,546.24
					Totals for checks	421,187.95

F U N D S U M M A R Y

FUND	DESCRIPTION	BALANCE SHEET	REVENUE	EXPENSE	TOTAL
10	EDUCATIONAL FUND	18,832.33	0.00	32,852.49	51,684.82
20	OPERATIONS & MAINTENANCE FUND	859.18	0.00	18,150.93	19,010.11
40	TRANSPORTATION FUND	7.09	0.00	1,250.00	1,257.09
60	CAPITAL PROJECTS FUND OR FUND	0.00	0.00	349,235.93	349,235.93
*** Fund Summary Totals ***		19,698.60	0.00	401,489.35	421,187.95

********** End of report **********

CHECK NUMBER	CHECK DATE	VENDOR	ACCOUNT NUMBER	INVOICE DESCRIPTION	AMOUNT
202300151	12/15/2023	COMMON REMITTER	10L000 4810 0000 00 00045	Payroll accrual	278.75
202300151	12/15/2023	COMMON REMITTER	10L000 4810 0000 00 00045	Payroll accrual	4,088.00
202300151	12/15/2023	COMMON REMITTER	10L000 4810 0000 00 00045	Payroll accrual	161.24
				Totals for 202300151	4,527.99
202300152	12/15/2023	ILLINOIS DEPT OF REV	10L000 4810 0000 00 00045	Payroll accrual	43,930.55
202300152	12/15/2023	ILLINOIS DEPT OF REV	20L000 4810 0000 00 00045	Payroll accrual	3,009.74
202300152	12/15/2023	ILLINOIS DEPT OF REV	40L000 4810 0000 00 00045	Payroll accrual	41.62
202300152	12/15/2023	ILLINOIS DEPT OF REV	10L000 4810 0000 00 00045	Payroll accrual	375.00
				Totals for 202300152	47,356.91
202300153	12/15/2023	ILLINOIS MUNICIPAL	10L000 4810 0000 00 00045	Payroll accrual	336.58
202300153	12/15/2023	ILLINOIS MUNICIPAL	20L000 4810 0000 00 00045	Payroll accrual	824.90
202300153	12/15/2023	ILLINOIS MUNICIPAL	10L000 4710 0000 00 00000	Payroll accrual	6,781.09
202300153	12/15/2023	ILLINOIS MUNICIPAL	20L000 4710 0000 00 00000	Payroll accrual	2,951.73
202300153	12/15/2023	ILLINOIS MUNICIPAL	40L000 4710 0000 00 00000	Payroll accrual	42.67
202300153	12/15/2023	ILLINOIS MUNICIPAL	51L000 4710 0000 00 00000	Payroll accrual	19,181.70
				Totals for 202300153	30,118.67
202300154	12/15/2023	INTERNAL REVENUE SER	10L000 4810 0000 00 00045	Payroll accrual	10,421.22
202300154	12/15/2023	INTERNAL REVENUE SER	20L000 4810 0000 00 00045	Payroll accrual	4,126.71
202300154	12/15/2023	INTERNAL REVENUE SER	40L000 4810 0000 00 00045	Payroll accrual	54.78
202300154	12/15/2023	INTERNAL REVENUE SER	10L000 4810 0000 00 00045	Payroll accrual	75,806.25
202300154	12/15/2023	INTERNAL REVENUE SER	20L000 4810 0000 00 00045	Payroll accrual	3,807.05
202300154	12/15/2023	INTERNAL REVENUE SER	40L000 4810 0000 00 00045	Payroll accrual	82.43
202300154	12/15/2023	INTERNAL REVENUE SER	10L000 4810 0000 00 00045	Payroll accrual	13,553.61
202300154	12/15/2023	INTERNAL REVENUE SER	20L000 4810 0000 00 00045	Payroll accrual	965.13
202300154	12/15/2023	INTERNAL REVENUE SER	40L000 4810 0000 00 00045	Payroll accrual	12.81
202300154	12/15/2023	INTERNAL REVENUE SER	10L000 4810 0000 00 00045	Payroll accrual	4,260.25
202300154	12/15/2023	INTERNAL REVENUE SER	20L000 4810 0000 00 00045	Payroll accrual	5.00
202300154	12/15/2023	INTERNAL REVENUE SER	50L000 4710 0000 00 00000	Payroll accrual	14,602.71
202300154	12/15/2023	INTERNAL REVENUE SER	50L000 4710 0000 00 00000	Payroll accrual	14,531.55
				Totals for 202300154	142,229.50
202300155	12/15/2023	TEACHER HEALTH INS S	10L000 4810 0000 00 00045	Payroll accrual	309.07
202300155	12/15/2023	TEACHER HEALTH INS S	10L000 4710 0000 00 00000	Payroll accrual	13,250.02
202300155	12/15/2023	TEACHER HEALTH INS S	10L000 4710 0000 00 00000	Payroll accrual	230.04
				Totals for 202300155	13,789.13
202300156	12/15/2023	TEACHERS RET0058	10L000 4710 0000 00 00000	Payroll accrual	4,899.70
202300156	12/15/2023	TEACHERS RET0058	10L000 4710 0000 00 00000	Payroll accrual	199.15
				Totals for 202300156	5,098.85
202300157	12/15/2023	TEACHERS RETIREMENT	10L000 4810 0000 00 00045	Payroll accrual	3,089.96
202300157	12/15/2023	TEACHERS RETIREMENT	10L000 4710 0000 00 00000	Payroll accrual	75,954.30
				Totals for 202300157	79,044.26
202300158	12/15/2023	TEACHERS RETIREMT SY	10L000 4710 0000 00 00000	Payroll accrual	6,511.73
202300158	12/15/2023	TEACHERS RETIREMT SY	10L000 4710 0000 00 00000	Payroll accrual	0.00
				Totals for 202300158	6,511.73
202300159	12/15/2023	TRS SSP	10L000 4810 0000 00 00045	Payroll accrual	300.00
202300159	12/15/2023	TRS SSP	10L000 4810 0000 00 00045	Payroll accrual	42.00
202300159	12/15/2023	TRS SSP	10L000 4810 0000 00 00045	Payroll accrual	1,500.00
202300159	12/15/2023	TRS SSP	10L000 4810 0000 00 00045	Payroll accrual	0.00
202300159	12/15/2023	TRS SSP	10L000 4810 0000 00 00045	Payroll accrual	188.97
				Totals for 202300159	2,030.97
202300160	12/15/2023	AFLAC - GROUP POLICY	10L000 4810 0000 00 00045	Payroll accrual	525.96
202300160	12/15/2023	AFLAC - GROUP POLICY	20L000 4810 0000 00 00045	Payroll accrual	62.00
202300160	12/15/2023	AFLAC - GROUP POLICY	10L000 4810 0000 00 00045	Payroll accrual	850.83
202300160	12/15/2023	AFLAC - GROUP POLICY	20L000 4810 0000 00 00045	Payroll accrual	13.88
202300160	12/15/2023	AFLAC - GROUP POLICY	10L000 4810 0000 00 00045	Payroll accrual	141.68
202300160	12/15/2023	AFLAC - GROUP POLICY	20L000 4810 0000 00 00045	Payroll accrual	18.51
202300160	12/15/2023	AFLAC - GROUP POLICY	40L000 4810 0000 00 00045	Payroll accrual	2.02

CHECK NUMBER	CHECK DATE	VENDOR	ACCOUNT NUMBER	INVOICE DESCRIPTION	AMOUNT
				Totals for 202300160	1,614.88
202300161	12/12/2023	SOUTHEASTERN ILLINOI	20E000 2542 4660 00 00001	Adams/Complex Electric	566.15
202300161	12/12/2023	SOUTHEASTERN ILLINOI	20E105 2542 4660 00 00000	Adams/Complex Electric	8,292.44
				Totals for 202300161	8,858.59
202300162	12/12/2023	MASTERCARD	10E000 2225 3320 00 00000	Mastercard Charges Tech-Tripple I	920.79
202300162	12/12/2023	MASTERCARD	10E000 2545 4100 10 00000	Mastercard Charges Driver's Ed-Fuel	144.72
202300162	12/29/2023	MASTERCARD	10E303 1103 4130 00 00000	kitchen supplies/madrigals	98.61
202300162	12/29/2023	MASTERCARD	10E000 2560 4100 84 00000	kitchen supplies/madrigals	158.77
202300162	12/29/2023	MASTERCARD	20E000 2542 4100 00 00000	Fuel for maintenance vehicles and maintenance supplies	886.13
202300162	12/29/2023	MASTERCARD	20E000 2545 4100 00 00000	Fuel for maintenance vehicles and maintenance supplies	1,305.74
202300162	12/29/2023	MASTERCARD	10E000 1500 3320 13 00000	Mastercard Charges R. Garrett	240.44
202300162	12/29/2023	MASTERCARD	10E000 2510 3500 00 00000	Mastercard Charges R. Garrett	1,118.00
202300162	12/29/2023	MASTERCARD	10E204 1500 1120 20 00000	Mastercard Charges R. Garrett	488.13
202300162	12/29/2023	MASTERCARD	10E000 4190 3190 00 00000	Mastercard Charges R. Garrett	489.98
202300162	12/29/2023	MASTERCARD	20E000 2542 4100 00 00000	Mastercard Charges R. Garrett	222.61
202300162	12/29/2023	MASTERCARD	20E303 2542 4100 00 00000	Mastercard Charges R. Garrett	167.59
202300162	12/29/2023	MASTERCARD	10E000 1500 3320 02 00000	Mastercard Charges R. Garrett	160.28
202300162	12/29/2023	MASTERCARD	10E000 1251 4100 00 00000	Mastercard Charges R. Garrett	69.96
202300162	12/29/2023	MASTERCARD	10E000 1500 3320 32 00000	Mastercard Charges R. Garrett	400.70
202300162	12/29/2023	MASTERCARD	10E000 1500 3320 02 00000	Mastercard Charges R. Garrett	400.70
202300162	12/29/2023	MASTERCARD	10E000 2510 3320 00 00000	Mastercard Charges R. Garrett	285.00
202300162	12/29/2023	MASTERCARD	10E000 1251 4100 00 00000	Mastercard Charges R. Garrett	707.66
202300162	12/29/2023	MASTERCARD	10E110 1101 3320 00 00000	Mastercard Charges R. Garrett	10.00
202300162	12/29/2023	MASTERCARD	10E108 1101 3320 00 00000	Mastercard Charges R. Garrett	10.00
202300162	12/29/2023	MASTERCARD	10E109 1101 3320 00 00000	Mastercard Charges R. Garrett	10.00
202300162	12/29/2023	MASTERCARD	10E109 1101 3320 00 00000	Mastercard Charges R. Garrett	10.00
202300162	12/29/2023	MASTERCARD	10E303 1103 4100 00 00000	Mastercard Charges R. Garrett	417.28
202300162	12/29/2023	MASTERCARD	10E000 1251 4100 00 00000	Mastercard Charges R. Garrett	578.97
202300162	12/29/2023	MASTERCARD	10E110 1101 3320 00 00000	Mastercard Charges R. Garrett	10.00
202300162	12/29/2023	MASTERCARD	10E108 1101 3320 00 00000	Mastercard Charges R. Garrett	10.00
202300162	12/29/2023	MASTERCARD	10E000 1251 4100 00 00000	Mastercard Charges R. Garrett	289.48
202300162	12/29/2023	MASTERCARD	10E000 2321 3320 00 00000	Mastercard Charges R. Garrett	358.00
202300162	12/29/2023	MASTERCARD	10E000 2210 3320 00 00000	Mastercard Charges R. Garrett	238.00
202300162	12/29/2023	MASTERCARD	10E000 2321 3320 00 00000	Mastercard Charges R. Garrett	181.17
202300162	12/29/2023	MASTERCARD	10E000 2510 3320 00 00000	Mastercard Charges R. Garrett	86.52
202300162	12/29/2023	MASTERCARD	10E000 2210 3320 00 00000	Mastercard Charges R. Garrett	179.45
202300162	12/29/2023	MASTERCARD	10E000 1251 4100 00 00000	Mastercard Charges R. Garrett	603.73
202300162	12/29/2023	MASTERCARD	10E000 2321 3320 00 00000	Mastercard Charges R. Garrett	144.28
202300162	12/29/2023	MASTERCARD	10E000 2321 3320 00 00000	Mastercard Charges R. Garrett	14.73
202300162	12/29/2023	MASTERCARD	10E000 1500 3320 15 00000	Mastercard Charges R. Garrett	1,546.20
202300162	12/29/2023	MASTERCARD	20E000 2545 4100 00 00000	Mastercard Charges Tech Fuel	40.11
202300162	12/29/2023	MASTERCARD	40E000 2552 4100 00 00000	Mastercard Activity Buses-Fuel	786.77
202300162	12/29/2023	MASTERCARD	20E000 2542 3400 00 00000	Mastercard Charges K. Watson	242.00
202300162	12/29/2023	MASTERCARD	10E000 2520 3320 00 00000	Mastercard Charges K. Watson	545.00
202300162	12/29/2023	MASTERCARD	20E000 2542 3320 00 00000	Mastercard Charges K. Watson	700.00
				Totals for 202300162	15,277.50
202300163	12/31/2023	TEACHERS RETIREMENT	10E000 2321 3900 00 00000	K. Oates TRS Billing	4,672.10
				Totals for 202300163	4,672.10
202300165	12/31/2023	AMERICAN EXPRESS	20E000 2542 3400 00 00000	American Express Charges	14,000.00
202300165	12/31/2023	AMERICAN EXPRESS	20E000 2542 3400 00 00000	American Express Charges	364.35
202300165	12/31/2023	AMERICAN EXPRESS	10E105 1101 3400 00 00000	American Express Charges	141.00
202300165	12/31/2023	AMERICAN EXPRESS	10E107 1101 4100 00 00000	American Express Charges	118.16
202300165	12/31/2023	AMERICAN EXPRESS	10E204 1102 4100 00 00000	American Express Charges	513.29

CHECK NUMBER	CHECK DATE	VENDOR	ACCOUNT NUMBER	INVOICE DESCRIPTION	AMOUNT
202300165	12/31/2023	AMERICAN EXPRESS	10E108 1101 4100 00 00000	American Express Charges	115.90
202300165	12/31/2023	AMERICAN EXPRESS	10E109 1101 4100 00 00000	American Express Charges	482.36
202300165	12/31/2023	AMERICAN EXPRESS	20E000 2542 4100 00 00000	American Express Charges	1,430.22
202300165	12/31/2023	AMERICAN EXPRESS	10E000 1251 4100 00 00000	American Express Charges	228.52
202300165	12/31/2023	AMERICAN EXPRESS	10E000 1500 4100 00 00000	American Express Charges	124.38
202300165	12/31/2023	AMERICAN EXPRESS	10E303 1103 4100 00 00000	American Express Charges	1,181.86
202300165	12/31/2023	AMERICAN EXPRESS	10E303 1103 3320 00 00000	American Express Charges	29,139.06
202300165	12/31/2023	AMERICAN EXPRESS	10E303 2134 4100 00 00000	American Express Charges	66.08
202300165	12/31/2023	AMERICAN EXPRESS	10E000 2510 3400 00 00000	American Express Charges	148.29
202300165	12/31/2023	AMERICAN EXPRESS	10E303 1103 3400 00 00000	American Express Charges	429.75
202300165	12/31/2023	AMERICAN EXPRESS	10E110 1101 3400 00 00000	American Express Charges	171.30
202300165	12/31/2023	AMERICAN EXPRESS	20E000 2543 3210 00 00000	American Express Charges	3,687.77
202300165	12/31/2023	AMERICAN EXPRESS	20E000 2542 4100 00 00000	American Express Charges	789.56
202300165	12/31/2023	AMERICAN EXPRESS	10E000 2520 4100 00 00000	American Express Charges	578.90
202300165	12/31/2023	AMERICAN EXPRESS	10E000 2510 3320 00 00000	American Express Charges	76.00
202300165	12/31/2023	AMERICAN EXPRESS	10E110 1101 4100 00 00000	American Express Charges	314.10
202300165	12/31/2023	AMERICAN EXPRESS	10E000 2520 4100 00 00000	American Express Charges	30.00
				Totals for 202300165	54,130.85
				Totals for checks	415,261.93

F U N D S U M M A R Y

FUND	DESCRIPTION	BALANCE SHEET	REVENUE	EXPENSE	TOTAL
10	EDUCATIONAL FUND	267,985.95	0.00	49,457.60	317,443.55
20	OPERATIONS & MAINTENANCE FUND	15,784.65	0.00	32,694.67	48,479.32
40	TRANSPORTATION FUND	236.33	0.00	786.77	1,023.10
50	SOCIAL SECURITY/MEDICARE	29,134.26	0.00	0.00	29,134.26
51	ILLINOIS MUNICIPAL RETIREMENT	19,181.70	0.00	0.00	19,181.70
*** Fund Summary Totals ***		332,322.89	0.00	82,939.04	415,261.93

********** End of report **********

CHECK NUMBER	CHECK DATE	VENDOR	ACCOUNT NUMBER	INVOICE DESCRIPTION	AMOUNT
232400115	12/15/2023	MARION CUSD #2 HEALT	10L000 4810 0000 00 00045	Payroll accrual	7,026.90
232400115	12/15/2023	MARION CUSD #2 HEALT	20L000 4810 0000 00 00045	Payroll accrual	234.23
232400115	12/15/2023	MARION CUSD #2 HEALT	10L000 4810 0000 00 00045	Payroll accrual	3,842.89
232400115	12/15/2023	MARION CUSD #2 HEALT	20L000 4810 0000 00 00045	Payroll accrual	835.41
232400115	12/15/2023	MARION CUSD #2 HEALT	40L000 4810 0000 00 00045	Payroll accrual	55.69
232400115	12/15/2023	MARION CUSD #2 HEALT	10L000 4810 0000 00 00045	Payroll accrual	442.72
232400115	12/15/2023	MARION CUSD #2 HEALT	10L000 4810 0000 00 00045	Payroll accrual	218.86
232400115	12/15/2023	MARION CUSD #2 HEALT	10L000 4810 0000 00 00045	Payroll accrual	20,593.92
232400115	12/15/2023	MARION CUSD #2 HEALT	20L000 4810 0000 00 00045	Payroll accrual	996.48
232400115	12/15/2023	MARION CUSD #2 HEALT	10L000 4810 0000 00 00045	Payroll accrual	8,863.40
232400115	12/15/2023	MARION CUSD #2 HEALT	20L000 4810 0000 00 00045	Payroll accrual	1,266.20
232400115	12/15/2023	MARION CUSD #2 HEALT	10L000 4810 0000 00 00045	Payroll accrual	1,113.87
232400115	12/15/2023	MARION CUSD #2 HEALT	10L000 4810 0000 00 00045	Payroll accrual	843.95
232400115	12/15/2023	MARION CUSD #2 HEALT	10L000 4810 0000 00 00045	Payroll accrual	442.88
232400115	12/15/2023	MARION CUSD #2 HEALT	10L000 4810 0000 00 00045	Payroll accrual	73.79
232400115	12/15/2023	MARION CUSD #2 HEALT	10L000 4710 0000 00 00000	Payroll accrual	21,081.00
232400115	12/15/2023	MARION CUSD #2 HEALT	20L000 4710 0000 00 00000	Payroll accrual	702.70
232400115	12/15/2023	MARION CUSD #2 HEALT	10L000 4710 0000 00 00000	Payroll accrual	12,363.92
232400115	12/15/2023	MARION CUSD #2 HEALT	20L000 4710 0000 00 00000	Payroll accrual	2,506.20
232400115	12/15/2023	MARION CUSD #2 HEALT	40L000 4710 0000 00 00000	Payroll accrual	167.08
232400115	12/15/2023	MARION CUSD #2 HEALT	10L000 4710 0000 00 00000	Payroll accrual	3,214.32
232400115	12/15/2023	MARION CUSD #2 HEALT	10L000 4710 0000 00 00000	Payroll accrual	656.58
232400115	12/15/2023	MARION CUSD #2 HEALT	10L000 4710 0000 00 00000	Payroll accrual	60,785.28
232400115	12/15/2023	MARION CUSD #2 HEALT	20L000 4710 0000 00 00000	Payroll accrual	2,989.44
232400115	12/15/2023	MARION CUSD #2 HEALT	10L000 4710 0000 00 00000	Payroll accrual	26,554.02
232400115	12/15/2023	MARION CUSD #2 HEALT	20L000 4710 0000 00 00000	Payroll accrual	3,798.60
232400115	12/15/2023	MARION CUSD #2 HEALT	10L000 4710 0000 00 00000	Payroll accrual	3,341.61
232400115	12/15/2023	MARION CUSD #2 HEALT	10L000 4710 0000 00 00000	Payroll accrual	2,532.43
232400115	12/15/2023	MARION CUSD #2 HEALT	10L000 4710 0000 00 00000	Payroll accrual	1,328.64
232400115	12/15/2023	MARION CUSD #2 HEALT	10L000 4710 0000 00 00000	Payroll accrual	535.72
				Totals for 232400115	189,408.73
232400116	12/14/2023	ILL CENTRAL SCHOOL B	40E000 2550 3300 00 00000	District Transportation	7,779.97
232400116	12/14/2023	ILL CENTRAL SCHOOL B	40E000 2552 3310 00 00000	District Transportation	5,428.80
232400116	12/14/2023	ILL CENTRAL SCHOOL B	40E000 2552 3310 00 00000	District Transportation	10,308.14
232400116	12/14/2023	ILL CENTRAL SCHOOL B	40E000 2552 3310 00 00000	District Transportation	6,814.44
232400116	12/14/2023	ILL CENTRAL SCHOOL B	40E000 2552 3310 00 00000	District Transportation	112,622.40
232400116	12/14/2023	ILL CENTRAL SCHOOL B	40E000 2550 3330 00 00000	District Transportation	2,403.39
232400116	12/14/2023	ILL CENTRAL SCHOOL B	40E000 2550 3320 00 00000	District Transportation	3,329.57
232400116	12/14/2023	ILL CENTRAL SCHOOL B	40E000 2550 3310 00 00000	District Transportation	4,519.33
				Totals for 232400116	153,206.04
232400117	12/14/2023	MANSFIELD POWER AND	20E000 2542 4650 00 00001	Gas-District	151.63
232400117	12/14/2023	MANSFIELD POWER AND	20E107 2542 4650 00 00000	Gas-District	655.00
232400117	12/14/2023	MANSFIELD POWER AND	20E108 2542 4650 00 00000	Gas-District	747.91
232400117	12/14/2023	MANSFIELD POWER AND	20E110 2542 4650 00 00000	Gas-District	810.17
232400117	12/14/2023	MANSFIELD POWER AND	20E204 2542 4650 00 00000	Gas-District	1,574.56
232400117	12/14/2023	MANSFIELD POWER AND	20E303 2542 4650 00 00000	Gas-District	1,104.93
				Totals for 232400117	5,044.20
232400118	12/14/2023	MARION JUNIOR HIGH I	10E000 1500 3190 20 00000	REIMBURSEMENT FOR IMPREST ACCT NOVEMBER	800.00
232400118	12/14/2023	MARION JUNIOR HIGH I	10E000 1500 4110 26 00000	REIMBURSEMENT FOR IMPREST ACCT NOVEMBER	28.50
232400118	12/14/2023	MARION JUNIOR HIGH I	10E000 1500 4110 27 00000	REIMBURSEMENT FOR IMPREST ACCT NOVEMBER	225.00
232400118	12/14/2023	MARION JUNIOR HIGH I	10E000 1500 3190 40 00000	REIMBURSEMENT FOR IMPREST ACCT NOVEMBER	640.00
				Totals for 232400118	1,693.50

CHECK NUMBER	CHECK DATE	VENDOR	ACCOUNT NUMBER	INVOICE DESCRIPTION	AMOUNT
232400119	12/14/2023	TALX UC EXPRESS	80E000 2365 3800 00 00000	unemployment	60.00
				Totals for 232400119	60.00
				Totals for checks	349,412.47

F U N D S U M M A R Y

FUND	DESCRIPTION	BALANCE SHEET	REVENUE	EXPENSE	TOTAL
10	EDUCATIONAL FUND	175,856.70	0.00	1,693.50	177,550.20
20	OPERATIONS & MAINTENANCE FUND	13,329.26	0.00	5,044.20	18,373.46
40	TRANSPORTATION FUND	222.77	0.00	153,206.04	153,428.81
80	TORT IMMUNITY AND JUDGMENT FUN	0.00	0.00	60.00	60.00
*** Fund Summary Totals ***		189,408.73	0.00	160,003.74	349,412.47

********** End of report **********

CHECK NUMBER	CHECK DATE	VENDOR	INVOICE NUMBER	ACCOUNT NUMBER	INVOICE DESCRIPTION	AMOUNT
73357	01/04/2024	KOHLS DEPT STORE	11/15/2023	10E303 2560 4100 84 000000	food service	-5,141.82
73357	01/04/2024	KOHLS DEPT STORE	11/15/2023	10E204 2560 4100 84 000000	food service	-12,235.56
73357	01/04/2024	KOHLS DEPT STORE	11/15/2023	10E105 2560 4100 84 000000	food service	-4,018.95
73357	01/04/2024	KOHLS DEPT STORE	11/15/2023	10E107 2560 4100 84 000000	food service	-2,769.44
73357	01/04/2024	KOHLS DEPT STORE	11/15/2023	10E108 2560 4100 84 000000	food service	-5,557.98
73357	01/04/2024	KOHLS DEPT STORE	11/15/2023	10E109 2560 4100 84 000000	food service	-2,291.99
73357	01/04/2024	KOHLS DEPT STORE	11/15/2023	10E110 2560 4100 84 000000	food service	-7,326.03
					Totals for 73357	-39,341.77
73413	01/10/2024	MENARDS	61530-5152	10E303 1103 4130 00 000001	Materials for Madrigals Invoices 61530 61525	-615.45
					Totals for 73413	-615.45
73422	01/10/2024	AMERITAS	20240110AD	10L000 4810 0000 00 000456	Payroll accrual	3,750.50
73422	01/10/2024	AMERITAS	20240110AD	20L000 4810 0000 00 000456	Payroll accrual	142.14
73422	01/10/2024	AMERITAS	20240110AD	40L000 4810 0000 00 000456	Payroll accrual	5.64
73422	01/10/2024	AMERITAS	20240110AD	10L000 4810 0000 00 000456	Payroll accrual	669.61
73422	01/10/2024	AMERITAS	20240110AD	20L000 4810 0000 00 000456	Payroll accrual	50.08
73422	01/10/2024	AMERITAS	20240110AD	40L000 4810 0000 00 000456	Payroll accrual	1.45
					Totals for 73422	4,619.42
73423	01/10/2024	CONNECTICUT-CCSPC	20240110AD	20L000 4810 0000 00 000462	Payroll accrual	108.63
					Totals for 73423	108.63
73424	01/10/2024	ILL STATE DISB UNIT	20240110AD	10L000 4810 0000 00 000462	Payroll accrual	200.00
73424	01/10/2024	ILL STATE DISB UNIT	20240110AD	10L000 4810 0000 00 000462	Payroll accrual	651.00
					Totals for 73424	851.00
73425	01/10/2024	KIDS FOUNDATION	20240110AD	10L000 4810 0000 00 000464	Payroll accrual	60.00
					Totals for 73425	60.00
73426	01/10/2024	LABORERS' LOCAL 773	20240110AD	20L000 4810 0000 00 000459	Payroll accrual	558.33
					Totals for 73426	558.33
73427	01/10/2024	LOCAL 773	20240110AD	10L000 4810 0000 00 000459	Payroll accrual	177.50
					Totals for 73427	177.50
73428	01/10/2024	MARION EDUCATION ASS	20240110AD	10L000 4810 0000 00 000459	Teacher dues	11,258.27
					Totals for 73428	11,258.27
73429	01/10/2024	MARION UNIT 2 FOUNDA	20240110AD	10L000 4810 0000 00 000461	Payroll accrual	77.00
					Totals for 73429	77.00
73430	01/10/2024	NIKKI TRAVELSTEAD201	20240110AD	10L000 4810 0000 00 000462	Payroll accrual	250.00
					Totals for 73430	250.00
73431	01/10/2024	SIU CREDIT UNION	20240110AD	10L000 4810 0000 00 000459	Payroll accrual	800.00
					Totals for 73431	800.00
73432	01/05/2024	ILLINOIS COUNTIES RI	S-INV00210	80E000 2365 3800 00 000000	Property and Liability Premium Policy Number P3-1000725-2324-01	128,691.00
					Totals for 73432	128,691.00
73433	01/05/2024	KOHL WHOLESALE	11/15/2023	10E303 2560 4100 84 000000	food service	5,141.82
73433	01/05/2024	KOHL WHOLESALE	11/15/2023	10E204 2560 4100 84 000000	food service	12,235.56
73433	01/05/2024	KOHL WHOLESALE	11/15/2023	10E105 2560 4100 84 000000	food service	4,018.95
73433	01/05/2024	KOHL WHOLESALE	11/15/2023	10E107 2560 4100 84 000000	food service	2,769.44
73433	01/05/2024	KOHL WHOLESALE	11/15/2023	10E108 2560 4100 84 000000	food service	5,557.98
73433	01/05/2024	KOHL WHOLESALE	11/15/2023	10E109 2560 4100 84 000000	food service	2,291.99
73433	01/05/2024	KOHL WHOLESALE	11/15/2023	10E110 2560 4100 84 000000	food service	7,326.03
					Totals for 73433	39,341.77
73434	01/05/2024	SOUTHERN ILLINOIS RE	84019/8186	10E000 1446 4100 00 000004	concrete for trades house, floor, and Driveway	5,757.50
					Totals for 73434	5,757.50
73435	01/08/2024	THE INSURANCE HOUSE	4637	80E000 2365 3800 00 000000	Earthquake Policy	105,540.00
					Totals for 73435	105,540.00
73436	01/10/2024	LAKE OF EGYPT WATER	DEC 2023	20E105 2542 3700 00 000000	Adams Water	1,996.66
					Totals for 73436	1,996.66

CHECK NUMBER	CHECK DATE	VENDOR	INVOICE NUMBER	ACCOUNT NUMBER	INVOICE DESCRIPTION	AMOUNT
73437	01/10/2024	WALMART COMMUNITY	Marion Uni	10E000 2520 4100 00 000000	Unit Office Supplies Jefferson Nursing Supplies	136.96
73437	01/10/2024	WALMART COMMUNITY	Marion Uni	10E107 2134 4100 00 000000	Unit Office Supplies Jefferson Nursing Supplies	22.93
73437	01/10/2024	WALMART COMMUNITY	1042000314	10E000 1251 4100 00 000000	Bedding purchase for 3 Mckinney Vento students	157.98
73437	01/10/2024	WALMART COMMUNITY	11202023	10E204 1102 4100 00 000002	SUPPLIES FOR THE REACH GRANT (ALREADY AT UNIT OFFICE) PAID WITH UNIT CREDIT CARD/LOUCKS GRANT ALREADY AT OFFICE	181.64
73437	01/10/2024	WALMART COMMUNITY	11302023	10E303 2134 4100 00 000000	MHS Nurse Supplies	13.18
					Totals for 73437	512.69
73438	01/10/2024	WALMART COMMUNITY	1532706946	10E000 1251 4100 00 000000	MCKINNEY VENTO-WALMART	401.14
					Totals for 73438	401.14
73439	01/16/2024	3P LEARING INC	INV-US-190	10E965 1250 4100 30 000000	40 Math Seeds Licenses for Washington - ESSER III	228.40
					Totals for 73439	228.40
73440	01/16/2024	ACL/NJCL NATIONAL LA	24469	10E303 1103 4100 00 000000	National Latin Exam Registration	144.00
					Totals for 73440	144.00
73441	01/16/2024	AIRGAS USA, LLC	11/30/2023	10E000 1400 3190 20 000000	Cylinder rental	866.58
73441	01/16/2024	AIRGAS USA, LLC	5504803151	10E000 1400 3190 20 000000	Cylinder Rental	901.01
					Totals for 73441	1,767.59
73442	01/16/2024	AMEREN ILLINOIS	Feb 2024 D	20E000 2542 4650 00 000011	District Natural Gas	128.76
73442	01/16/2024	AMEREN ILLINOIS	Feb 2024 D	20E107 2542 4650 00 000000	District Natural Gas	500.17
73442	01/16/2024	AMEREN ILLINOIS	Feb 2024 D	20E108 2542 4650 00 000000	District Natural Gas	571.08
73442	01/16/2024	AMEREN ILLINOIS	Feb 2024 D	20E109 2542 4650 00 000000	District Natural Gas	92.95
73442	01/16/2024	AMEREN ILLINOIS	Feb 2024 D	20E110 2542 4650 00 000000	District Natural Gas	621.04
73442	01/16/2024	AMEREN ILLINOIS	Feb 2024 D	20E204 2542 4650 00 000000	District Natural Gas	1,363.02
73442	01/16/2024	AMEREN ILLINOIS	Feb 2024 D	20E303 2542 4650 00 000000	District Natural Gas	808.48
					Totals for 73442	4,085.50
73443	01/16/2024	ANDERSON'S PARTY SUP	2327047	10E000 1101 4100 00 000001	supplies	715.53
					Totals for 73443	715.53
73444	01/16/2024	ARAMARK	11/30/2023	20E000 2542 3220 00 000000	Rugs, mops, aprons	392.10
73444	01/16/2024	ARAMARK	11/30/2023	20E303 2542 3220 00 000000	Rugs, mops, aprons	2,481.00
73444	01/16/2024	ARAMARK	11/30/2023	20E204 2542 3220 00 000000	Rugs, mops, aprons	2,078.18
73444	01/16/2024	ARAMARK	11/30/2023	20E107 2542 3220 00 000000	Rugs, mops, aprons	1,350.72
73444	01/16/2024	ARAMARK	11/30/2023	20E108 2542 3220 00 000000	Rugs, mops, aprons	2,096.87
73444	01/16/2024	ARAMARK	11/30/2023	10E109 2560 3190 84 000000	Rugs, mops, aprons	645.70
73444	01/16/2024	ARAMARK	11/30/2023	20E109 2542 3220 00 000000	Rugs, mops, aprons	1,918.46
73444	01/16/2024	ARAMARK	11/30/2023	10E110 2560 3190 84 000000	Rugs, mops, aprons	998.68
73444	01/16/2024	ARAMARK	11/30/2023	20E110 2542 3220 00 000000	Rugs, mops, aprons	2,327.99
					Totals for 73444	14,289.70
73445	01/16/2024	ASSOCIATED CONTROLS	74425	20E000 2542 5400 00 000001	maintenance supplies	3,671.12
					Totals for 73445	3,671.12
73446	01/16/2024	BANNER SOLUTIONS	12/04/2023	20E000 2542 4100 00 000000	maintenance supplies	830.98
73446	01/16/2024	BANNER SOLUTIONS	010324 Sta	20E000 2542 4100 00 000000	Maintenance Supplies Invoices: 11824718 11838448 11838833	546.38
73446	01/16/2024	BANNER SOLUTIONS	11810188	20E000 2542 5400 00 000000	Classroom lever mortise lock body	2,005.57
					Totals for 73446	3,382.93
73447	01/16/2024	BAYSINGER ARCHITECTS	23096-3	90E107 2533 5230 00 230960	Exterior Doors Jefferson	1,643.20
73447	01/16/2024	BAYSINGER ARCHITECTS	23044-8	60E107 2533 5230 00 230440	Jefferson Media Center Renovations	3,366.50
73447	01/16/2024	BAYSINGER ARCHITECTS	21082-20	20E965 2533 5230 30 000000	Phase 2 HVAC MJHS	4,176.05

CHECK NUMBER	CHECK DATE	VENDOR	INVOICE NUMBER	ACCOUNT NUMBER	INVOICE DESCRIPTION	AMOUNT
73447	01/16/2024	BAYSINGER ARCHITECTS	22003-12	20E965 2533 5230 30 000000	Roof Replacement Jefferson	788.64
73447	01/16/2024	BAYSINGER ARCHITECTS	23097-3	60E204 2533 5230 00 230970	Locker Room Reno MJHS	25,318.00
					Totals for 73447	35,292.39
73448	01/16/2024	BIMBO BAKERIES USA	NOV/DEC 20	10E303 2560 4100 84 000000	food service/bakery	1,792.86
73448	01/16/2024	BIMBO BAKERIES USA	NOV/DEC 20	10E204 2560 4100 84 000000	food service/bakery	1,946.95
73448	01/16/2024	BIMBO BAKERIES USA	NOV/DEC 20	10E105 2560 4100 84 000000	food service/bakery	478.18
73448	01/16/2024	BIMBO BAKERIES USA	NOV/DEC 20	10E107 2560 4100 84 000000	food service/bakery	1,105.70
73448	01/16/2024	BIMBO BAKERIES USA	NOV/DEC 20	10E108 2560 4100 84 000000	food service/bakery	1,819.38
73448	01/16/2024	BIMBO BAKERIES USA	NOV/DEC 20	10E109 2560 4100 84 000000	food service/bakery	740.72
73448	01/16/2024	BIMBO BAKERIES USA	NOV/DEC 20	10E110 2560 4100 84 000000	food service/bakery	1,183.38
					Totals for 73448	9,067.17
73449	01/16/2024	BIO-CORPORATION	1054515	10E303 1103 4100 00 000000	Biology Lab Supplies	483.27
					Totals for 73449	483.27
73450	01/16/2024	BRANDADVANTAGE	111523MAR	10E303 1103 5400 00 000000	NOT LIBRARY---Chromebook Cases. 200 are for MJHS and 100 are for MHS	2,450.00
73450	01/16/2024	BRANDADVANTAGE	111523MAR	10E204 1102 5400 00 000000	NOT LIBRARY---Chromebook Cases. 200 are for MJHS and 100 are for MHS	4,900.00
					Totals for 73450	7,350.00
73451	01/16/2024	BSN SPORTS INC	923985650	10E000 1500 4100 07 000000	BASEBALL - EQUIPMENT	32.85
73451	01/16/2024	BSN SPORTS INC	923985650	10E000 1500 4100 07 000000	BASEBALL - EQUIPMENT	1,500.00
73451	01/16/2024	BSN SPORTS INC	923985650	10E000 1500 4100 07 000000	BASEBALL - EQUIPMENT	279.80
73451	01/16/2024	BSN SPORTS INC	923985650	10E000 1500 4100 07 000000	BASEBALL - EQUIPMENT	399.95
73451	01/16/2024	BSN SPORTS INC	923985650	10E000 1500 4100 07 000000	BASEBALL - EQUIPMENT	22.50
73451	01/16/2024	BSN SPORTS INC	923985650	10E000 1500 4100 07 000000	BASEBALL - EQUIPMENT	275.00
73451	01/16/2024	BSN SPORTS INC	923985650	10E000 1500 4100 07 000000	BASEBALL - EQUIPMENT	125.00
73451	01/16/2024	BSN SPORTS INC	924009407	10E000 1500 4100 00 000000	ADAMS TRACK EQUIPMENT	1,149.75
73451	01/16/2024	BSN SPORTS INC	924009407	10E000 1500 4100 00 000000	ADAMS TRACK EQUIPMENT	143.98
73451	01/16/2024	BSN SPORTS INC	924009407	10E000 1500 4100 00 000000	ADAMS TRACK EQUIPMENT	44.95
73451	01/16/2024	BSN SPORTS INC	924009407	10E000 1500 4100 00 000000	ADAMS TRACK EQUIPMENT	85.00
73451	01/16/2024	BSN SPORTS INC	923967253	10E000 1500 4100 08 000000	SOFTBALL EQUIPMENT	24.95
73451	01/16/2024	BSN SPORTS INC	923967253	10E000 1500 4100 08 000000	SOFTBALL EQUIPMENT	99.99
73451	01/16/2024	BSN SPORTS INC	923967253	10E000 1500 4100 08 000000	SOFTBALL EQUIPMENT	299.95
73451	01/16/2024	BSN SPORTS INC	923967253	10E000 1500 4100 08 000000	SOFTBALL EQUIPMENT	440.00
73451	01/16/2024	BSN SPORTS INC	923967253	10E000 1500 4100 08 000000	SOFTBALL EQUIPMENT	75.00
73451	01/16/2024	BSN SPORTS INC	924078635	10E000 1500 4100 36 000000	GIRLS SOCCER EQUIPMENT	449.75
73451	01/16/2024	BSN SPORTS INC	924078635	10E000 1500 4100 36 000000	GIRLS SOCCER EQUIPMENT	232.50
73451	01/16/2024	BSN SPORTS INC	924078635	10E000 1500 4100 36 000000	GIRLS SOCCER EQUIPMENT	232.50
73451	01/16/2024	BSN SPORTS INC	924078635	10E000 1500 4100 36 000000	GIRLS SOCCER EQUIPMENT	13.00
73451	01/16/2024	BSN SPORTS INC	924078635	10E000 1500 4100 36 000000	GIRLS SOCCER EQUIPMENT	45.00
					Totals for 73451	5,971.42
73452	01/16/2024	BURNS, SHEILA	NOV/DEC 20	10E303 1103 3190 00 000000	Photography	750.00
					Totals for 73452	750.00
73453	01/16/2024	CAROLINA BIOLOGICAL	52400081RI	10E965 1250 4100 30 000000	Advanced Science Supplies	41.01
					Totals for 73453	41.01
73454	01/16/2024	CARTERVILLE WINAIR	243571-01/	20E000 2542 4100 00 000000	maintenance supplies	608.82
73454	01/16/2024	CARTERVILLE WINAIR	10312023 S	20E000 2542 4100 00 000000	filters	487.20
					Totals for 73454	1,096.02
73455	01/16/2024	CITY OF MARION	Nov/DEC 20	10E000 4190 3190 00 000004	SSO/SRO November 2023 December 2023	50,292.00
73455	01/16/2024	CITY OF MARION	Nov/DEC 20	10E000 4190 3190 00 000004	SSO/SRO November 2023 December 2023	15,525.84
					Totals for 73455	65,817.84
73456	01/16/2024	COMMUNICATIONS TECHN	104234	90E000 2540 5400 00 000000	OPENGATE with LTE Board $16,691.50 3 $50,074.50	25,607.90

CHECK NUMBER	CHECK DATE	VENDOR	INVOICE NUMBER	ACCOUNT NUMBER	INVOICE DESCRIPTION	AMOUNT
					Milwaukee Charger - Dual $0.00 3 $0.00 18V Battery $0.00 12 $0.00 Test piece for NILECJ-STD-601.00 Level 2 BASE $241.30 1 $241.30 Shipping $300.00 3 $900.00 Estimated Delivery date is 8 - 10 weeks following receipt of deposit or PO. Subtotal: $51,215.80	
					Totals for 73456	25,607.90
73457	01/16/2024	CONNOR CO	12/31/2023	20E000 2542 4100 00 000000	maintenance supplies	1,960.22
					Totals for 73457	1,960.22
73458	01/16/2024	CREATIVE MARCHING SO	2093040149	10E303 1103 4140 00 000000	Marching show	1,094.42
					Totals for 73458	1,094.42
73459	01/16/2024	DOC FIZZIX PRODUCTS	35455	10E204 1102 4100 00 000000	MOUSE TRAP POWERED RACE CARS (MOULTON)	959.40
					Totals for 73459	959.40
73460	01/16/2024	E3 SPORT APPAREL	7020	10E000 1500 4100 10 000000	BOWLING UNIFORM JERSEYS	1,350.00
73460	01/16/2024	E3 SPORT APPAREL	7020	10E000 1500 4100 10 000000	BOWLING UNIFORM JERSEYS	45.00
73460	01/16/2024	E3 SPORT APPAREL	7020	10E000 1500 4100 10 000000	BOWLING UNIFORM JERSEYS	15.50
73460	01/16/2024	E3 SPORT APPAREL	7020	10E000 1500 4100 10 000000	BOWLING UNIFORM JERSEYS	19.50
73460	01/16/2024	E3 SPORT APPAREL	7020	10E000 1500 4100 10 000000	BOWLING UNIFORM JERSEYS	19.50
					Totals for 73460	1,449.50
73461	01/16/2024	ENTERPRISE RENT A CA	34283676	10E000 1500 3320 35 000000	ENTERPRISE - CAR RENTAL FOR GIRLS TENNIS 10-18-23 - 10-20-23	375.14
73461	01/16/2024	ENTERPRISE RENT A CA	34781240	10E000 1500 3320 06 000000	WRESTLING VAN RENTAL FOR MASCOUTAH 12-15 - TWO DAYS	383.26
					Totals for 73461	758.40
73462	01/16/2024	ETCETERA FLOWERS & G	019249-013	10E000 2310 3900 00 000000	J. Smith A. Foster	208.75
					Totals for 73462	208.75
73463	01/16/2024	FIRM SYSTEMS	1572179-15	10E000 2542 3190 00 000000	Fingerprinting	275.00
					Totals for 73463	275.00
73464	01/16/2024	FIRST BOOK MARKETPLA	7001117652	10E000 4190 3190 00 000001	Foundation grant books	356.30
					Totals for 73464	356.30
73465	01/16/2024	FORKLIFTS OF CAPE	PSI-255683	20E000 2542 3190 00 000000	Service on forklift	449.00
					Totals for 73465	449.00
73466	01/16/2024	FRONTIER	12282023	20E000 2542 3400 00 000000	District Phones	1,564.78
					Totals for 73466	1,564.78
73467	01/16/2024	FRONTLINE EDUCATION	INVUS19465	10E000 1101 3190 00 000000	Applicant Tracking Software	4,545.02
					Totals for 73467	4,545.02
73468	01/16/2024	GOV CONNECTION	74829762	10E000 2225 5400 00 000000	New monitors for DO for door security	1,964.40
73468	01/16/2024	GOV CONNECTION	74796818	10E303 2222 4300 00 000000	Replace defective printer - MHS Library	203.83
					Totals for 73468	2,168.23
73469	01/16/2024	HALLS SERVICE LLC A/	28098/2814	10E303 2560 3230 84 000000	maintenance service call Invoices 28098 28142 28164 28785 28332	297.50
73469	01/16/2024	HALLS SERVICE LLC A/	28098/2814	10E108 2560 3230 84 000000	maintenance service call Invoices 28098 28142 28164 28785 28332	217.50
73469	01/16/2024	HALLS SERVICE LLC A/	28098/2814	10E109 2560 3230 84 000000	maintenance service call Invoices 28098 28142 28164 28785 28332	430.75

CHECK NUMBER	CHECK DATE	VENDOR	INVOICE NUMBER	ACCOUNT NUMBER	INVOICE DESCRIPTION	AMOUNT
					Totals for 73469	945.75
73470	01/16/2024	HEARTLAND MECHANICAL	App 19	20E965 2535 5230 30 000000	Application 19 Project H22025 JH Reno Phase 2	51,429.80
					Totals for 73470	51,429.80
73471	01/16/2024	HILL PRINTING	45023	10E000 2210 4100 00 000000	Envelopes and Student Folders for Unit Office	1,270.00
					Totals for 73471	1,270.00
73472	01/16/2024	HSG MECHANICAL CONTR	50456/5047	20E000 2542 3190 00 000000	service Call	3,825.56
					Totals for 73472	3,825.56
73473	01/16/2024	ICONIK STUDIO	93226	10E105 1101 4100 00 000000	Student ID Cards-Adams	253.00
73473	01/16/2024	ICONIK STUDIO	93242	10E105 1101 4100 00 000000	Adams student ID Cards	16.00
					Totals for 73473	269.00
73474	01/16/2024	ILMEA STATE OFFICE	A5E65D28-0	10E204 1102 4140 00 000000	Contest fee for ILMEA Large Group Festival at SIUC	350.00
					Totals for 73474	350.00
73475	01/16/2024	JOHN A LOGAN COLLEGE	MAR-2023-5	10E303 1103 3190 00 000002	2 Students x 13 days x 25.00	650.00
					Totals for 73475	650.00
73476	01/16/2024	JUNIOR LIBRARY GUILD	674654	10E204 2222 4300 00 000000	Junior Library Guild Subscription---invoice will be mailed in January 2024	2,783.98
					Totals for 73476	2,783.98
73477	01/16/2024	JW PEPPER & SONS, IN	3 total	10E204 1102 4130 00 000000	ILMEA jazz music Invoices: 365745837 365747375 365755089	43.19
73477	01/16/2024	JW PEPPER & SONS, IN	365759304	10E303 1103 4140 00 000000	Artic Blast use 33.00 credit on the account	27.00
73477	01/16/2024	JW PEPPER & SONS, IN	365886096	10E303 1103 4140 00 000000	Toboaggan	75.00
					Totals for 73477	145.19
73478	01/16/2024	KEITH MARTIN, INC	App 7	60E000 2535 5230 00 220910	Application 7 Fire Alarm Replacement MJHS/Washington	87,172.00
					Totals for 73478	87,172.00
73479	01/16/2024	KOHL WHOLESALE	December 2	10E303 2560 4100 84 000000	food service	9,781.54
73479	01/16/2024	KOHL WHOLESALE	December 2	10E204 2560 4100 84 000000	food service	18,811.97
73479	01/16/2024	KOHL WHOLESALE	December 2	10E105 2560 4100 84 000000	food service	3,469.97
73479	01/16/2024	KOHL WHOLESALE	December 2	10E107 2560 4100 84 000000	food service	5,687.14
73479	01/16/2024	KOHL WHOLESALE	December 2	10E108 2560 4100 84 000000	food service	8,854.33
73479	01/16/2024	KOHL WHOLESALE	December 2	10E109 2560 4100 84 000000	food service	2,008.99
73479	01/16/2024	KOHL WHOLESALE	December 2	10E110 2560 4100 84 000000	food service	10,223.53
					Totals for 73479	58,837.47
73480	01/16/2024	KRIHA BOUCEK	6028	80E000 2365 3180 00 000000	Legal Services	1,510.50
					Totals for 73480	1,510.50
73481	01/16/2024	KROGER - LOUISVILLE	067452	10E303 1103 4100 00 000000	Food for labs- $183.55 Kiddie City Winter program- $249.90	433.45
					Totals for 73481	433.45
73482	01/16/2024	L&K FIRE PROTECTION,	33373	20E000 2542 3190 00 000000	Fire inspection	1,685.00
					Totals for 73482	1,685.00
73483	01/16/2024	LIBERTY SIGNS	2170	60E000 2535 3190 00 000002	New outdoor LED sign for Washington School	21,414.00
					Totals for 73483	21,414.00
73484	01/16/2024	LITTON ENTERPRISES,	14035	20E000 2542 3190 00 000000	Unclog sewer line at Jefferson	810.00
					Totals for 73484	810.00
73485	01/16/2024	MAJESTIC ENTERPRIZE,	22936	20E000 2542 4100 00 000000	maintenance supplies	101.90
					Totals for 73485	101.90
73486	01/16/2024	MCMASTERS CARR	16235094/1	20E000 2542 4100 00 000000	maintenance supplies	99.41
					Totals for 73486	99.41
73487	01/16/2024	MEDCO SUPPLY CO	IN97068984	10E000 1500 4100 00 000000	GENERAL ATHLETICS - ANKLE	27.01

CHECK NUMBER	CHECK DATE	VENDOR	INVOICE NUMBER	ACCOUNT NUMBER	INVOICE DESCRIPTION	AMOUNT
					BRACE	
73487	01/16/2024	MEDCO SUPPLY CO	IN97068984	10E000 1500 4100 00 000000	GENERAL ATHLETICS - ANKLE BRACE	9.95
73487	01/16/2024	MEDCO SUPPLY CO	IN97062391	10E000 1500 4100 00 000000	MEDCO - ANKLE BRACE	27.01
73487	01/16/2024	MEDCO SUPPLY CO	IN97062391	10E000 1500 4100 00 000000	MEDCO - ANKLE BRACE	9.95
					Totals for 73487	73.92
73488	01/16/2024	MIDAMERICA BOOKS	25426	10E107 2223 4900 00 000000	This order is for 40 nonfiction books for the 5 elementary libraries.	45.00
73488	01/16/2024	MIDAMERICA BOOKS	25426	10E108 2223 4900 00 000000	This order is for 40 nonfiction books for the 5 elementary libraries.	109.56
73488	01/16/2024	MIDAMERICA BOOKS	25426	10E109 2223 4900 00 000000	This order is for 40 nonfiction books for the 5 elementary libraries.	65.00
					Totals for 73488	219.56
73489	01/16/2024	MUSIC IS ELEMENTARY	INV-28048	10E110 1101 4100 00 000000	SY 23-24 Instructional Requisition Music is Elementary	87.41
					Totals for 73489	87.41
73490	01/16/2024	NAPA AUTO PARTS	12/29/2023	20E000 2545 4100 00 000000	maintenance supplies Invoices: 415-674753 415-677047 415-679290	50.95
					Totals for 73490	50.95
73491	01/16/2024	NEURORESTORATIVE	1123-38090	10E303 1103 3190 00 000002	Tuition B. White	7,623.99
					Totals for 73491	7,623.99
73492	01/16/2024	OEO ENERGY SOLUTIONS	32710	20E000 2542 4100 00 000000	maintenance supplies	337.00
					Totals for 73492	337.00
73493	01/16/2024	PARKS PLUBMING & SON	23607	10E000 1446 4100 00 000004	under slab plumbing at Trades House	3,500.00
					Totals for 73493	3,500.00
73494	01/16/2024	PEPSI MIDAMERICA	10946238	10E000 2520 4100 00 000000	Pepsi MidAmerica	65.00
					Totals for 73494	65.00
73495	01/16/2024	PERMA-BOUND	1975356-00	10E000 2222 4300 00 000005	This is a book order for the Illinois Retired Teachers Foundation grant. The reading level of these books are 1.5 and below. There are 45 titles.	592.35
73495	01/16/2024	PERMA-BOUND	1973047-00	10E000 4190 3190 00 000001	Roxanne Price Foundation Grant	98.66
					Totals for 73495	691.01
73496	01/16/2024	PRAIRIE FARMS DAIRY	12312023 S	10E303 2560 4100 84 000000	food service	2,090.02
73496	01/16/2024	PRAIRIE FARMS DAIRY	12312023 S	10E204 2560 4100 84 000000	food service	2,315.21
73496	01/16/2024	PRAIRIE FARMS DAIRY	12312023 S	10E105 2560 4100 84 000000	food service	439.25
73496	01/16/2024	PRAIRIE FARMS DAIRY	12312023 S	10E107 2560 4100 84 000000	food service	898.76
73496	01/16/2024	PRAIRIE FARMS DAIRY	12312023 S	10E108 2560 4100 84 000000	food service	2,091.04
73496	01/16/2024	PRAIRIE FARMS DAIRY	12312023 S	10E109 2560 4100 84 000000	food service	1,421.77
73496	01/16/2024	PRAIRIE FARMS DAIRY	12312023 S	10E110 2560 4100 84 000000	food service	1,394.44
					Totals for 73496	10,650.49
73497	01/16/2024	PRD	997935	20E000 2542 3190 00 000000	paper shred	677.75
					Totals for 73497	677.75
73498	01/16/2024	REALITY WORKS, INC	52219	10E303 1103 4100 00 000004	Ag Grant - Vet Tech Scenario Cards	87.00
					Totals for 73498	87.00
73499	01/16/2024	REASONABLE WINDOW TI	Marion Uni	20E000 2542 3190 00 000000	tinting on windows at MHS	4,450.00

CHECK NUMBER	CHECK DATE	VENDOR	INVOICE NUMBER	ACCOUNT NUMBER	INVOICE DESCRIPTION	AMOUNT
					Totals for 73499	4,450.00
73500	01/16/2024	REED, MATTHEW & NIKK	12052023	10R000 1999 0000 00 000000	Lost Chromebook Fee Returned	50.00
					Totals for 73500	50.00
73501	01/16/2024	RESERVE ACCOUNT	6033792-61	10E110 1101 3400 00 000000	Postage	500.00
73501	01/16/2024	RESERVE ACCOUNT	6033792-61	10E303 1103 3400 00 000000	Postage	500.00
73501	01/16/2024	RESERVE ACCOUNT	6033792-61	10E000 2510 3400 00 000000	Postage	30.00
					Totals for 73501	1,030.00
73502	01/16/2024	ROE #21	1385	10E000 4190 3190 00 000003	Tuition Echo/Starquest	7,735.00
73502	01/16/2024	ROE #21	1385	10E000 4190 3190 00 000003	Tuition Echo/Starquest	805.00
73502	01/16/2024	ROE #21	1385	10E000 4190 3190 00 000003	Tuition Echo/Starquest	1,820.00
					Totals for 73502	10,360.00
73503	01/16/2024	RON SHEW WELDING & F	043306	20E000 2542 3190 00 000000	floor repair	41.36
					Totals for 73503	41.36
73504	01/16/2024	ROY WALKER COMMUNICA	149028	10E000 2225 4100 00 000000	Extra Batteries for District	220.00
					Totals for 73504	220.00
73505	01/16/2024	S AND S WORLDWIDE	101262448	10E110 1101 4100 00 000000	SY 23-24 Instructional Requisition - S & S Worldwide (B. Betz)	32.99
73505	01/16/2024	S AND S WORLDWIDE	101269345*	10E110 1101 4100 00 000000	S & S Worldwide construction paper/fadeless roll paper PO in your system should be 0102400043 NOT 0102400044	828.52
					Totals for 73505	861.51
73506	01/16/2024	SCHOOL NURSE SUPPLY,	0980396-IN	10E107 2134 4100 00 000000	NURSE SUPPLIES	228.31
					Totals for 73506	228.31
73507	01/16/2024	SCHUTT	Mutiple In	10E000 1500 4100 01 000000	FOOTBALL - HELMETS Invoices: 2800809 2803355 27978798 2795124 2794892 2794891 2799501	16,800.00
73507	01/16/2024	SCHUTT	Mutiple In	10E000 1500 4100 01 000000	FOOTBALL - HELMETS Invoices: 2800809 2803355 27978798 2795124 2794892 2794891 2799501	344.00
					Totals for 73507	17,144.00
73508	01/16/2024	SECURITY ALARM CORP	195848	20E107 2542 3700 00 000000	Fire alarm installation Jefferson	2,230.00
					Totals for 73508	2,230.00
73509	01/16/2024	SHIVELBINES MUSIC ST	383880-383	10E204 1102 4140 00 000000	repairs	87.89
					Totals for 73509	87.89
73510	01/16/2024	SOUTHERN ILLINOIS WA	72707/7334	20E000 2543 3210 00 000000	Dumpster rental and removal Invoices: 73666 73667 73343 72707	1,700.00
					Totals for 73510	1,700.00
73511	01/16/2024	STATE ELECTRIC SUPPL	16946557-0	20E000 2542 4100 00 000000	green and red switchable battery	128.67
73511	01/16/2024	STATE ELECTRIC SUPPL	16961966/1	20E000 2542 4100 00 000000	maintenance supplies	165.42
73511	01/16/2024	STATE ELECTRIC SUPPL	17007570-0	20E000 2542 4100 00 000000	Maintenance Supplies	111.80
73511	01/16/2024	STATE ELECTRIC SUPPL	11302023 S	20E000 2542 4100 00 000000	maintenance supplies Invoices 16969743-00 16970129-00	500.17
					Totals for 73511	906.06
73512	01/16/2024	TONDINI ROOFING	Building T	10E000 1446 4100 00 000004	labor helping trades students shingle trades house	1,680.00
					Totals for 73512	1,680.00
73513	01/16/2024	VARSITY SPIRIT FASHI	83901551	10E000 1500 4100 13 000000	CHEER COMPETITION UNIFORMS	1,215.20
73513	01/16/2024	VARSITY SPIRIT FASHI	83901551	10E000 1500 4100 13 000000	CHEER COMPETITION UNIFORMS	304.00
73513	01/16/2024	VARSITY SPIRIT FASHI	83901551	10E000 1500 4100 13 000000	CHEER COMPETITION UNIFORMS	208.00

CHECK NUMBER	CHECK DATE	VENDOR	INVOICE NUMBER	ACCOUNT NUMBER	INVOICE DESCRIPTION	AMOUNT
73513	01/16/2024	VARSITY SPIRIT FASHI	83901551	10E000 1500 4100 13 000000	CHEER COMPETITION UNIFORMS	208.00
73513	01/16/2024	VARSITY SPIRIT FASHI	83901551	10E000 1500 4100 13 000000	CHEER COMPETITION UNIFORMS	1,983.20
73513	01/16/2024	VARSITY SPIRIT FASHI	83901551	10E000 1500 4100 13 000000	CHEER COMPETITION UNIFORMS	320.00
73513	01/16/2024	VARSITY SPIRIT FASHI	83901551	10E000 1500 4100 13 000000	CHEER COMPETITION UNIFORMS	812.00
73513	01/16/2024	VARSITY SPIRIT FASHI	83901551	10E000 1500 4100 13 000000	CHEER COMPETITION UNIFORMS	224.00
73513	01/16/2024	VARSITY SPIRIT FASHI	83901551	10E000 1500 4100 13 000000	CHEER COMPETITION UNIFORMS	208.00
73513	01/16/2024	VARSITY SPIRIT FASHI	83901551	10E000 1500 4100 13 000000	CHEER COMPETITION UNIFORMS	304.00
73513	01/16/2024	VARSITY SPIRIT FASHI	83901551	10E000 1500 4100 13 000000	CHEER COMPETITION UNIFORMS	401.40
					Totals for 73513	6,187.80
73514	01/16/2024	WARD'S SCIENCE	8814321596	10E303 1103 4100 00 000004	Ag Grant (1pkg. 100mL graduated cylinders, 2x fish mitosis slides, 6x beaker sets)	26.84
					Totals for 73514	26.84
73515	01/16/2024	ZIGGI'S COFFEE	1-Lincoln	10E000 1101 4100 00 000001	Coffee for Staff	278.95
					Totals for 73515	278.95
					Totals for checks	761,874.31

F U N D S U M M A R Y

FUND	DESCRIPTION	BALANCE SHEET	REVENUE	EXPENSE	TOTAL
10	EDUCATIONAL FUND	17,893.88	50.00	238,640.03	256,583.91
20	OPERATIONS & MAINTENANCE FUND	859.18	0.00	104,161.03	105,020.21
40	TRANSPORTATION FUND	7.09	0.00	0.00	7.09
60	CAPITAL PROJECTS FUND OR FUND	0.00	0.00	137,270.50	137,270.50
80	TORT IMMUNITY AND JUDGMENT FUN	0.00	0.00	235,741.50	235,741.50
90	FIRE PREVENTION AND SAFETY FUN	0.00	0.00	27,251.10	27,251.10
*** Fund Summary Totals ***		18,760.15	50.00	743,064.16	761,874.31

********** End of report **********

CHECK NUMBER	CHECK DATE	VENDOR	ACCOUNT NUMBER	INVOICE DESCRIPTION	AMOUNT
202300164	01/02/2024	US BANK EQUIPMENT FI	10E105 1101 3600 00 00000	Copier Lease	261.14
202300164	01/02/2024	US BANK EQUIPMENT FI	10E107 1101 3600 00 00000	Copier Lease	409.12
202300164	01/02/2024	US BANK EQUIPMENT FI	10E108 1101 3600 00 00000	Copier Lease	529.89
202300164	01/02/2024	US BANK EQUIPMENT FI	10E109 1101 3600 00 00000	Copier Lease	240.46
202300164	01/02/2024	US BANK EQUIPMENT FI	10E110 1101 3600 00 00000	Copier Lease	517.92
202300164	01/02/2024	US BANK EQUIPMENT FI	10E204 1102 3600 00 00000	Copier Lease	841.08
202300164	01/02/2024	US BANK EQUIPMENT FI	10E303 1103 3600 00 00000	Copier Lease	1,262.18
202300164	01/02/2024	US BANK EQUIPMENT FI	10E000 2510 3600 00 00000	Copier Lease	200.00
202300164	01/02/2024	US BANK EQUIPMENT FI	21E000 2542 3250 00 00000	Copier Lease	4,400.00
				Totals for 202300164	8,661.79
202300166	01/10/2024	COMMON REMITTER	10L000 4810 0000 00 00045	Payroll accrual	209.84
202300166	01/10/2024	COMMON REMITTER	10L000 4810 0000 00 00045	Payroll accrual	4,088.00
202300166	01/10/2024	COMMON REMITTER	10L000 4810 0000 00 00045	Payroll accrual	161.24
				Totals for 202300166	4,459.08
202300167	01/10/2024	ILLINOIS DEPT OF REV	10L000 4810 0000 00 00045	Payroll accrual	38,525.41
202300167	01/10/2024	ILLINOIS DEPT OF REV	20L000 4810 0000 00 00045	Payroll accrual	2,888.88
202300167	01/10/2024	ILLINOIS DEPT OF REV	40L000 4810 0000 00 00045	Payroll accrual	41.62
202300167	01/10/2024	ILLINOIS DEPT OF REV	10L000 4810 0000 00 00045	Payroll accrual	335.00
				Totals for 202300167	41,790.91
202300168	01/10/2024	ILLINOIS MUNICIPAL	10L000 4810 0000 00 00045	Payroll accrual	301.92
202300168	01/10/2024	ILLINOIS MUNICIPAL	20L000 4810 0000 00 00045	Payroll accrual	828.05
202300168	01/10/2024	ILLINOIS MUNICIPAL	10L000 4710 0000 00 00000	Payroll accrual	2,859.22
202300168	01/10/2024	ILLINOIS MUNICIPAL	20L000 4710 0000 00 00000	Payroll accrual	2,917.84
202300168	01/10/2024	ILLINOIS MUNICIPAL	40L000 4710 0000 00 00000	Payroll accrual	42.67
202300168	01/10/2024	ILLINOIS MUNICIPAL	51L000 4710 0000 00 00000	Payroll accrual	12,286.17
				Totals for 202300168	19,235.87
202300169	01/10/2024	INTERNAL REVENUE SER	10L000 4810 0000 00 00045	Payroll accrual	4,290.60
202300169	01/10/2024	INTERNAL REVENUE SER	20L000 4810 0000 00 00045	Payroll accrual	3,948.48
202300169	01/10/2024	INTERNAL REVENUE SER	40L000 4810 0000 00 00045	Payroll accrual	54.78
202300169	01/10/2024	INTERNAL REVENUE SER	10L000 4810 0000 00 00045	Payroll accrual	72,840.29
202300169	01/10/2024	INTERNAL REVENUE SER	20L000 4810 0000 00 00045	Payroll accrual	3,855.60
202300169	01/10/2024	INTERNAL REVENUE SER	40L000 4810 0000 00 00045	Payroll accrual	82.43
202300169	01/10/2024	INTERNAL REVENUE SER	10L000 4810 0000 00 00045	Payroll accrual	11,667.48
202300169	01/10/2024	INTERNAL REVENUE SER	20L000 4810 0000 00 00045	Payroll accrual	923.45
202300169	01/10/2024	INTERNAL REVENUE SER	40L000 4810 0000 00 00045	Payroll accrual	12.81
202300169	01/10/2024	INTERNAL REVENUE SER	10L000 4810 0000 00 00045	Payroll accrual	4,090.25
202300169	01/10/2024	INTERNAL REVENUE SER	20L000 4810 0000 00 00045	Payroll accrual	5.00
202300169	01/10/2024	INTERNAL REVENUE SER	50L000 4710 0000 00 00000	Payroll accrual	8,293.86
202300169	01/10/2024	INTERNAL REVENUE SER	50L000 4710 0000 00 00000	Payroll accrual	12,603.74
				Totals for 202300169	122,668.77
202300170	01/10/2024	TEACHER HEALTH INS S	10L000 4810 0000 00 00045	Payroll accrual	23.02
202300170	01/10/2024	TEACHER HEALTH INS S	10L000 4710 0000 00 00000	Payroll accrual	13,368.95
202300170	01/10/2024	TEACHER HEALTH INS S	10L000 4710 0000 00 00000	Payroll accrual	17.15
				Totals for 202300170	13,409.12
202300171	01/10/2024	TEACHERS RET0058	10L000 4710 0000 00 00000	Payroll accrual	4,943.79
202300171	01/10/2024	TEACHERS RET0058	10L000 4710 0000 00 00000	Payroll accrual	14.84
				Totals for 202300171	4,958.63
202300172	01/10/2024	TEACHERS RETIREMENT	10L000 4810 0000 00 00045	Payroll accrual	230.26
202300172	01/10/2024	TEACHERS RETIREMENT	10L000 4710 0000 00 00000	Payroll accrual	76,636.28
				Totals for 202300172	76,866.54
202300173	01/10/2024	TEACHERS RETIREMT SY	10L000 4710 0000 00 00000	Payroll accrual	7,725.08
202300173	01/10/2024	TEACHERS RETIREMT SY	10L000 4710 0000 00 00000	Payroll accrual	10.99
				Totals for 202300173	7,736.07
202300174	01/10/2024	TRS SSP	10L000 4810 0000 00 00045	Payroll accrual	300.00
202300174	01/10/2024	TRS SSP	10L000 4810 0000 00 00045	Payroll accrual	42.00
202300174	01/10/2024	TRS SSP	10L000 4810 0000 00 00045	Payroll accrual	1,723.75

CHECK NUMBER	CHECK DATE	VENDOR	ACCOUNT NUMBER	INVOICE DESCRIPTION	AMOUNT
202300174	01/10/2024	TRS SSP	10L000 4810 0000 00 00045	Payroll accrual	188.97
				Totals for 202300174	2,254.72
202300175	01/10/2024	AFLAC - GROUP POLICY	10L000 4810 0000 00 00045	Payroll accrual	443.30
202300175	01/10/2024	AFLAC - GROUP POLICY	20L000 4810 0000 00 00045	Payroll accrual	62.00
202300175	01/10/2024	AFLAC - GROUP POLICY	10L000 4810 0000 00 00045	Payroll accrual	701.21
202300175	01/10/2024	AFLAC - GROUP POLICY	20L000 4810 0000 00 00045	Payroll accrual	13.88
202300175	01/10/2024	AFLAC - GROUP POLICY	10L000 4810 0000 00 00045	Payroll accrual	120.49
202300175	01/10/2024	AFLAC - GROUP POLICY	20L000 4810 0000 00 00045	Payroll accrual	18.51
202300175	01/10/2024	AFLAC - GROUP POLICY	40L000 4810 0000 00 00045	Payroll accrual	2.02
				Totals for 202300175	1,361.41
202300176	01/16/2024	CITY OF MARION WATER	20E000 2542 3700 00 00001	District Water	29.25
202300176	01/16/2024	CITY OF MARION WATER	20E000 2542 3700 00 00001	District Water	111.06
202300176	01/16/2024	CITY OF MARION WATER	20E110 2542 3700 00 00000	District Water	709.20
202300176	01/16/2024	CITY OF MARION WATER	20E109 2542 3700 00 00000	District Water	502.30
202300176	01/16/2024	CITY OF MARION WATER	20E108 2542 3700 00 00000	District Water	509.10
202300176	01/16/2024	CITY OF MARION WATER	20E107 2542 3700 00 00000	District Water	1,294.79
202300176	01/16/2024	CITY OF MARION WATER	20E204 2542 3700 00 00000	District Water	1,069.71
202300176	01/16/2024	CITY OF MARION WATER	20E303 2542 3700 00 00000	District Water	1,000.40
				Totals for 202300176	5,225.81
202300177	01/10/2024	SOUTHEASTERN ILLINOI	10E000 1446 4100 00 00000	Adams/Sports Complex/Building Trades Electric	7.50
202300177	01/10/2024	SOUTHEASTERN ILLINOI	20E000 2542 4660 00 00001	Adams/Sports Complex/Building Trades Electric	682.37
202300177	01/10/2024	SOUTHEASTERN ILLINOI	20E105 2542 4660 00 00000	Adams/Sports Complex/Building Trades Electric	7,949.96
				Totals for 202300177	8,639.83
				Totals for checks	317,268.55

F U N D S U M M A R Y

FUND	DESCRIPTION	BALANCE SHEET	REVENUE	EXPENSE	TOTAL
10	EDUCATIONAL FUND	245,859.33	0.00	4,269.29	250,128.62
20	OPERATIONS & MAINTENANCE FUND	15,461.69	0.00	13,858.14	29,319.83
21	O&M LEASE	0.00	0.00	4,400.00	4,400.00
40	TRANSPORTATION FUND	236.33	0.00	0.00	236.33
50	SOCIAL SECURITY/MEDICARE	20,897.60	0.00	0.00	20,897.60
51	ILLINOIS MUNICIPAL RETIREMENT	12,286.17	0.00	0.00	12,286.17
*** Fund Summary Totals ***		294,741.12	0.00	22,527.43	317,268.55

********** End of report **********

CHECK NUMBER	CHECK DATE	VENDOR	ACCOUNT NUMBER	INVOICE DESCRIPTION	AMOUNT
232400120	01/10/2024	MARION CUSD #2 HEALT	10L000 4810 0000 00 00045	Payroll accrual	7,729.59
232400120	01/10/2024	MARION CUSD #2 HEALT	20L000 4810 0000 00 00045	Payroll accrual	234.23
232400120	01/10/2024	MARION CUSD #2 HEALT	10L000 4810 0000 00 00045	Payroll accrual	3,564.42
232400120	01/10/2024	MARION CUSD #2 HEALT	20L000 4810 0000 00 00045	Payroll accrual	835.41
232400120	01/10/2024	MARION CUSD #2 HEALT	40L000 4810 0000 00 00045	Payroll accrual	55.69
232400120	01/10/2024	MARION CUSD #2 HEALT	10L000 4810 0000 00 00045	Payroll accrual	608.74
232400120	01/10/2024	MARION CUSD #2 HEALT	10L000 4810 0000 00 00045	Payroll accrual	218.86
232400120	01/10/2024	MARION CUSD #2 HEALT	10L000 4810 0000 00 00045	Payroll accrual	19,597.44
232400120	01/10/2024	MARION CUSD #2 HEALT	20L000 4810 0000 00 00045	Payroll accrual	996.48
232400120	01/10/2024	MARION CUSD #2 HEALT	10L000 4810 0000 00 00045	Payroll accrual	8,610.16
232400120	01/10/2024	MARION CUSD #2 HEALT	20L000 4810 0000 00 00045	Payroll accrual	1,266.20
232400120	01/10/2024	MARION CUSD #2 HEALT	10L000 4710 0000 00 00000	Payroll accrual	23,189.10
232400120	01/10/2024	MARION CUSD #2 HEALT	20L000 4710 0000 00 00000	Payroll accrual	702.70
232400120	01/10/2024	MARION CUSD #2 HEALT	10L000 4710 0000 00 00000	Payroll accrual	11,528.52
232400120	01/10/2024	MARION CUSD #2 HEALT	20L000 4710 0000 00 00000	Payroll accrual	2,506.20
232400120	01/10/2024	MARION CUSD #2 HEALT	40L000 4710 0000 00 00000	Payroll accrual	167.08
232400120	01/10/2024	MARION CUSD #2 HEALT	10L000 4710 0000 00 00000	Payroll accrual	4,419.69
232400120	01/10/2024	MARION CUSD #2 HEALT	10L000 4710 0000 00 00000	Payroll accrual	656.58
232400120	01/10/2024	MARION CUSD #2 HEALT	10L000 4710 0000 00 00000	Payroll accrual	56,799.36
232400120	01/10/2024	MARION CUSD #2 HEALT	20L000 4710 0000 00 00000	Payroll accrual	2,989.44
232400120	01/10/2024	MARION CUSD #2 HEALT	10L000 4710 0000 00 00000	Payroll accrual	25,794.30
232400120	01/10/2024	MARION CUSD #2 HEALT	20L000 4710 0000 00 00000	Payroll accrual	3,798.60
				Totals for 232400120	176,268.79
232400121	01/05/2024	ADAMS ATHLETIC IMPRE	10E000 1501 3190 00 00000	REIMBURSE NOVEMBER IMPREST ACCOUNT	1,599.87
232400121	01/05/2024	ADAMS ATHLETIC IMPRE	10E000 1501 6400 00 00000	REIMBURSE NOVEMBER IMPREST ACCOUNT	550.00
				Totals for 232400121	2,149.87
232400123	01/05/2024	AMAZON.com	10E303 1103 4130 00 00000	Costumes for Madrigals. We have more kids in choir this year so additional costumes need to be ordered. CREDIT MEMO 1CXGKPTHL1PC	-399.90
232400123	01/05/2024	AMAZON.com	10E303 1103 4130 00 00000	Madrigal Supplies CREDIT MEMO 1FV4J9G3F99P	-132.97
232400123	01/05/2024	AMAZON.com	10E000 2560 4100 84 00000	gifts for cooks	380.56
232400123	01/05/2024	AMAZON.com	20E000 2542 4100 00 00000	maintenance supplies	89.57
232400123	01/05/2024	AMAZON.com	10E000 2225 4100 00 00000	Desk calendars and carpet protectors	162.50
232400123	01/05/2024	AMAZON.com	10E000 2520 4100 00 00000	Desk calendars and carpet protectors	239.90
232400123	01/05/2024	AMAZON.com	20E000 2542 5400 00 00000	Laptop for Keith in maintenance	739.00
232400123	01/05/2024	AMAZON.com	10E303 1103 4100 00 00000	mhs-Mrs. Salerno	59.97
232400123	01/05/2024	AMAZON.com	10E303 1103 4130 00 00000	Chocolates for Madrigal Guests	26.97
232400123	01/05/2024	AMAZON.com	10E303 1103 4100 00 00000	Metal detector tables	904.35
232400123	01/05/2024	AMAZON.com	10E303 1103 4130 00 00000	Madrigal Bowls CREDIT MEMO 14F63WMGTR19	208.31
232400123	01/05/2024	AMAZON.com	10E105 1101 4100 00 00000	OFFICE AND ART SUPPLIES	130.70
232400123	01/05/2024	AMAZON.com	10E108 1101 5400 00 00000	2nd replacement desk for Melissa Bundren	973.00
				Totals for 232400123	3,381.96
232400124	01/05/2024	ATHLETIC IMPREST ACC	10E000 1500 3600 01 00000	GENERAL ATHLETICS - IMPREST REIMBURSEMENT - 11-1-23 - 11-30-23	2,101.20
232400124	01/05/2024	ATHLETIC IMPREST ACC	10E000 1500 4110 02 00000	GENERAL ATHLETICS - IMPREST REIMBURSEMENT - 11-1-23 - 11-30-23	120.00
232400124	01/05/2024	ATHLETIC IMPREST ACC	10E000 1500 4120 02 00000	GENERAL ATHLETICS - IMPREST REIMBURSEMENT - 11-1-23 - 11-30-23	396.00
232400124	01/05/2024	ATHLETIC IMPREST ACC	10E000 1500 4120 04 00000	GENERAL ATHLETICS - IMPREST REIMBURSEMENT - 11-1-23 - 11-30-23	301.00

CHECK NUMBER	CHECK DATE	VENDOR	ACCOUNT NUMBER	INVOICE DESCRIPTION	AMOUNT
232400124	01/05/2024	ATHLETIC IMPREST ACC	10E000 1500 3190 06 00000	GENERAL ATHLETICS - IMPREST REIMBURSEMENT - 11-1-23 - 11-30-23	350.00
232400124	01/05/2024	ATHLETIC IMPREST ACC	10E000 1500 6400 06 00000	GENERAL ATHLETICS - IMPREST REIMBURSEMENT - 11-1-23 - 11-30-23	531.00
232400124	01/05/2024	ATHLETIC IMPREST ACC	10E000 1500 4120 10 00000	GENERAL ATHLETICS - IMPREST REIMBURSEMENT - 11-1-23 - 11-30-23	68.00
232400124	01/05/2024	ATHLETIC IMPREST ACC	10E000 1500 6400 10 00000	GENERAL ATHLETICS - IMPREST REIMBURSEMENT - 11-1-23 - 11-30-23	275.00
232400124	01/05/2024	ATHLETIC IMPREST ACC	10E000 1500 4120 13 00000	GENERAL ATHLETICS - IMPREST REIMBURSEMENT - 11-1-23 - 11-30-23	748.00
232400124	01/05/2024	ATHLETIC IMPREST ACC	10E000 1500 3190 15 00000	GENERAL ATHLETICS - IMPREST REIMBURSEMENT - 11-1-23 - 11-30-23	120.00
232400124	01/05/2024	ATHLETIC IMPREST ACC	10E000 1500 4120 15 00000	GENERAL ATHLETICS - IMPREST REIMBURSEMENT - 11-1-23 - 11-30-23	792.00
232400124	01/05/2024	ATHLETIC IMPREST ACC	10E000 1500 3190 31 00000	GENERAL ATHLETICS - IMPREST REIMBURSEMENT - 11-1-23 - 11-30-23	1,260.00
232400124	01/05/2024	ATHLETIC IMPREST ACC	10E000 1500 6400 31 00000	GENERAL ATHLETICS - IMPREST REIMBURSEMENT - 11-1-23 - 11-30-23	200.00
232400124	01/05/2024	ATHLETIC IMPREST ACC	10E000 1500 3320 34 00000	GENERAL ATHLETICS - IMPREST REIMBURSEMENT - 11-1-23 - 11-30-23	70.00
232400124	01/05/2024	ATHLETIC IMPREST ACC	10E000 1500 6400 34 00000	GENERAL ATHLETICS - IMPREST REIMBURSEMENT - 11-1-23 - 11-30-23	182.00
232400124	01/05/2024	ATHLETIC IMPREST ACC	10E000 1500 4110 35 00000	GENERAL ATHLETICS - IMPREST REIMBURSEMENT - 11-1-23 - 11-30-23	56.00
232400124	01/05/2024	ATHLETIC IMPREST ACC	10E000 1500 4120 35 00000	GENERAL ATHLETICS - IMPREST REIMBURSEMENT - 11-1-23 - 11-30-23	103.35
				Totals for 232400124	7,673.55
232400125	01/05/2024	WILLIAMSON COUNTY ED	10E000 4120 3190 12 00000	IDEA FT IDEA PS Transportation Assessment Qtrly CRSE	100,700.06
232400125	01/05/2024	WILLIAMSON COUNTY ED	10E000 4120 3190 12 00000	IDEA FT IDEA PS Transportation Assessment Qtrly CRSE	2,937.90
232400125	01/05/2024	WILLIAMSON COUNTY ED	40E000 4120 3310 12 00000	IDEA FT IDEA PS Transportation Assessment Qtrly CRSE	88,000.00
232400125	01/05/2024	WILLIAMSON COUNTY ED	10E000 4120 3190 12 00000	IDEA FT IDEA PS Transportation Assessment Qtrly CRSE	312,897.60
232400125	01/05/2024	WILLIAMSON COUNTY ED	10E000 4120 3190 12 00000	IDEA FT IDEA PS Transportation Assessment Qtrly CRSE	136,629.95
				Totals for 232400125	641,165.51
232400126	01/10/2024	ILL CENTRAL SCHOOL B	40E000 2550 3300 00 00000	Transportation	8,681.24
232400126	01/10/2024	ILL CENTRAL SCHOOL B	40E000 2552 3310 00 00000	Transportation	3,317.60
232400126	01/10/2024	ILL CENTRAL SCHOOL B	40E000 2552 3310 00 00000	Transportation	4,788.91
232400126	01/10/2024	ILL CENTRAL SCHOOL B	40E000 2552 3310 00 00000	Transportation	4,559.38
232400126	01/10/2024	ILL CENTRAL SCHOOL B	40E000 2552 3310 00 00000	Transportation	68,824.80
232400126	01/10/2024	ILL CENTRAL SCHOOL B	40E000 2550 3330 00 00000	Transportation	1,023.86
232400126	01/10/2024	ILL CENTRAL SCHOOL B	40E000 2550 3320 00 00000	Transportation	6,415.85
232400126	01/10/2024	ILL CENTRAL SCHOOL B	40E000 2550 3310 00 00000	Transportation	1,345.33
				Totals for 232400126	98,956.97
232400127	01/10/2024	WILLIAMSON COUNTY ED	10E000 4120 3190 12 00000	Private Facility/Orphanage	3,481.27
232400127	01/10/2024	WILLIAMSON COUNTY ED	10E000 4120 3190 12 00000	Private Facility/Orphanage	15,358.98
				Totals for 232400127	18,840.25
232400128	01/11/2024	AMAZON.com	10E110 1101 4100 00 00000	Replacement dry erase board for Holly Neal per Lindsay Watts	346.00
232400128	01/11/2024	AMAZON.com	10E110 2134 4100 00 00000	Amazon Order - Nurse	136.12
232400128	01/11/2024	AMAZON.com	10E110 1101 4100 00 00000	Foundation Order - Holly Neal	302.23
232400128	01/11/2024	AMAZON.com	10E303 2222 4300 00 00000	books and supplies winter 2023	293.93
232400128	01/11/2024	AMAZON.com	10E000 1251 4100 00 00000	McKinney-Vento items	60.08

CHECK NUMBER	CHECK DATE	VENDOR	ACCOUNT NUMBER	INVOICE DESCRIPTION	AMOUNT
				Totals for 232400128	1,138.36
232400129	01/16/2024	BOUND TO STAY BOUND	10E000 2222 4300 00 00000	Library Grant - Book for all 5 Elementary Libraries	520.62
				Totals for 232400129	520.62
232400130	01/16/2024	CAPE ELECTRICAL SUPP	20E000 2542 4100 00 00000	maintenance supplies	1,042.49
				Totals for 232400130	1,042.49
232400131	01/16/2024	CHILDERS, JAMES	10E204 1102 3320 00 00000	12/26/2023 Midwest Clinic	842.08
232400131	01/16/2024	CHILDERS, JAMES	10E204 1102 3320 00 00000	12/26/2023 Midwest Clinic	210.00
232400131	01/16/2024	CHILDERS, JAMES	10E204 1102 3320 00 00000	12/26/2023 Midwest Clinic	429.03
				Totals for 232400131	1,481.11
232400132	01/16/2024	DE LAGE LANDEN PUBLI	40E000 2550 3190 00 00000	Activity Bus Lease	8,512.45
232400132	01/16/2024	DE LAGE LANDEN PUBLI	40E000 2550 3190 00 00000	Activity Bus Lease	1,084.90
				Totals for 232400132	9,597.35
232400133	01/16/2024	DISNEY, RACHEL	10E109 1101 3320 00 00000	11/1/2023-11/30/2023 Instructional mileage from Lincoln/Longfellow	62.88
232400133	01/16/2024	DISNEY, RACHEL	10E109 1101 3320 00 00000	12/1/2023-12/14/2023 Travel mileage for Lincoln/Longfellow	39.30
				Totals for 232400133	102.18
232400134	01/16/2024	GRIFFITH, JENNA	10E303 1103 3320 00 00000	11/11/2023-11/12/2023 YALSA Conference hotel room	175.72
				Totals for 232400134	175.72
232400135	01/16/2024	HENSHAW, SHAY	10E105 1101 3320 00 00000	8/9/2023-10/6/2023 First Quarter mileage from schools in town to Adams Schools.	349.12
				Totals for 232400135	349.12
232400136	01/16/2024	HOMEFIELD ENERGY	20E000 2542 4660 00 00001	District Electric	389.02
232400136	01/16/2024	HOMEFIELD ENERGY	20E107 2542 4660 00 00000	District Electric	3,170.45
232400136	01/16/2024	HOMEFIELD ENERGY	20E108 2542 4660 00 00000	District Electric	5,497.80
232400136	01/16/2024	HOMEFIELD ENERGY	20E109 2542 4660 00 00000	District Electric	2,858.08
232400136	01/16/2024	HOMEFIELD ENERGY	20E110 2542 4660 00 00000	District Electric	5,524.66
232400136	01/16/2024	HOMEFIELD ENERGY	20E204 2542 4660 00 00000	District Electric	9,188.72
232400136	01/16/2024	HOMEFIELD ENERGY	20E303 2542 4660 00 00000	District Electric	35,471.33
				Totals for 232400136	62,100.06
232400137	01/16/2024	KELLY, KHARA	10E204 1102 3320 00 00000	11/29/2023-12/2/2023 Food expenses for IAPHERD Conference	98.95
232400137	01/16/2024	KELLY, KHARA	10E204 1102 3320 00 00000	11/29/2023-12/2/2023 Mileage from Marion to Tinley Park and back. 596 miles round trip	390.38
				Totals for 232400137	489.33
232400138	01/16/2024	MANSFIELD POWER AND	20E000 2542 4650 00 00001	District Gas	156.12
232400138	01/16/2024	MANSFIELD POWER AND	20E107 2542 4650 00 00000	District Gas	897.82
232400138	01/16/2024	MANSFIELD POWER AND	20E108 2542 4650 00 00000	District Gas	969.71
232400138	01/16/2024	MANSFIELD POWER AND	20E109 2542 4650 00 00000	District Gas	32.04
232400138	01/16/2024	MANSFIELD POWER AND	20E110 2542 4650 00 00000	District Gas	1,785.57
232400138	01/16/2024	MANSFIELD POWER AND	20E204 2542 4650 00 00000	District Gas	2,325.82
232400138	01/16/2024	MANSFIELD POWER AND	20E303 2542 4650 00 00000	District Gas	1,301.63
				Totals for 232400138	7,468.71
232400139	01/16/2024	MORSE, KENYA	10E109 2560 4100 84 00000	Reimbursement for storage for Longfellow kitchen	104.36
				Totals for 232400139	104.36
232400140	01/16/2024	MORTHLAND, JILL	10E000 1251 4100 00 00000	11/16/2023 Used personal card for MV purchase.	267.18
				Totals for 232400140	267.18
232400141	01/16/2024	TALX UC EXPRESS	80E000 2365 3800 00 00000	Unemployment	60.00
				Totals for 232400141	60.00

CHECK NUMBER	CHECK DATE	VENDOR	ACCOUNT NUMBER	INVOICE DESCRIPTION	AMOUNT
232400142	01/16/2024	VICKERY, TRAVIS	10E000 1101 4100 00 00000	12/14/2023 The reimbursement would be for a payment to fishtales for an art craft. The attached donation was for $100. The donation was written to Marion Unit 2 instead of Washington School. The check needs to be deposited and then rewritten to either Washington or Travis Vickery.	100.00
				Totals for 232400142	100.00
232400143	01/16/2024	WATSON, KIMBERLY	10E000 2520 3320 00 00000	9/20/2023-12/13/2023 mileage reimbursement	139.60
				Totals for 232400143	139.60
232400144	01/16/2024	WOODS, RHONDA	10E000 2560 3320 84 00000	7/24/2023-12/11/2023 mileage to trainings	198.00
				Totals for 232400144	198.00
				Totals for checks	1,033,771.09

F U N D S U M M A R Y

FUND	DESCRIPTION	BALANCE SHEET	REVENUE	EXPENSE	TOTAL
10	EDUCATIONAL FUND	162,716.76	0.00	589,448.15	752,164.91
20	OPERATIONS & MAINTENANCE FUND	13,329.26	0.00	71,439.83	84,769.09
40	TRANSPORTATION FUND	222.77	0.00	196,554.32	196,777.09
80	TORT IMMUNITY AND JUDGMENT FUN	0.00	0.00	60.00	60.00
*** Fund Summary Totals ***		176,268.79	0.00	857,502.30	1,033,771.09

********** End of report **********

------TREASURER'S REPORT------
December 31, 2023

FUND	BEGINNING CASH BALANCE 12/1/2023	RECEIPTS	DISBURSEMENTS	CURRENT CHECKING 12/31/2023
EDUCATION FUND (10)	12,862,571.68	8,656,489.29	3,553,818.41	17,965,242.56
OPERATION & MAINTENANCE FUND (20)	4,102,581.88	1,794,299.09	444,410.51	5,452,470.46
TRANSPORTATION FUND (40)	2,253,753.34	567,972.21	219,073.57	2,602,651.98
TOTAL OPERATING FUND BALANCE	**19,218,906.90**	**11,018,760.59**	**4,217,302.49**	**26,020,365.00**
LEASE FUND (21)	40,916.58	20,087.16	0.00	61,003.74
DEBT SERVICE FUND (30)	-544,937.73	702,065.00	0.00	157,127.27
SOCIAL SECURITY FUND (50)	487,988.57	252,945.15	54,040.24	686,893.48
IL MUNICIPAL RETIREMENT FUND (51)	745,988.50	199,519.27	34,831.68	910,676.09
CAPITAL PROJECT FUND (60)	3,009,547.89	639,251.74	417,646.24	3,231,153.39
WORKING CASH (70)	9,624.48	303.84	0.00	9,928.32
TORT FUND (80)	629,109.01	277,290.36	26,433.95	879,965.42
FIRE PREVENTION & SAFETY FUND (90)	753,133.56	92,529.27	4,489.39	841,173.44
TOTALS	**24,350,277.76**	**13,202,752.38**	**4,754,743.99**	**32,798,286.15**

SIGNED: Kimberly Watson, CFO, CSBO

Date: 1-4-2024

FDTLOC FUNC OBJ	Account Level Description	2023-24 Original Budget	December 2023-24 Monthly Activity	2023-24 FYTD Activity	2023-24 Available Funds	2022-23 FY Activity	2023-24 FYTD %
10	EDUCATIONAL FUND						
		40,894,179.00	8,656,489.29	27,694,051.18	13,200,127.82	39,205,267.48	67.72
20	OPERATIONS & MAINTENANCE FUND						
		7,145,000.00	1,794,299.09	6,536,610.63	608,389.37	10,781,918.38	91.49
21	O&M LEASE						
		53,900.00	20,087.16	52,261.10	1,638.90	54,266.25	96.96
30	DEBT SERVICE FUND OR FUND GROU						
		2,707,321.00	702,065.00	1,861,137.97	846,183.03	2,673,083.09	68.74
40	TRANSPORTATION FUND						
		2,182,719.00	567,972.21	1,775,210.18	407,508.82	2,123,635.28	81.33
50	SOCIAL SECURITY/MEDICARE						
		691,000.00	252,945.15	657,641.00	33,359.00	672,501.47	95.17
51	ILLINOIS MUNICIPAL RETIREMENT						
		610,000.00	199,519.27	586,411.90	23,588.10	733,189.31	96.13
60	CAPITAL PROJECTS FUND OR FUND						
		3,380,000.00	639,251.74	1,932,786.24	1,447,213.76	3,738,225.64	57.18

FDTLOC FUNC OBJ	Account Level Description	2023-24 Original Budget	December 2023-24 Monthly Activity	2023-24 FYTD Activity	2023-24 Available Funds	2022-23 FY Activity	2023-24 FYTD %
70	WORKING CASH FUND						
		825.00	303.84	864.99	-39.99	965.04	104.85
80	TORT IMMUNITY AND JUDGMENT FUN						
		755,400.00	277,290.36	720,338.53	35,061.47	726,542.32	95.36
90	FIRE PREVENTION AND SAFETY FUN						
		254,000.00	92,529.27	245,322.41	8,677.59	256,953.42	96.58
Grand Revenue T		58,674,344.00	13,202,752.38	42,062,636.13	16,611,707.87	60,966,547.68	71.69

Number of Accounts: 143

********** End of report **********

FDTLOC FUNC OBJ	Account Level Description	2023-24 Original Budget	December 2023-24 Monthly Activity	2023-24 FYTD Activity	2023-24 Available Funds	Encumbered Amount	2022-23 FY Activity	2023-24 FYTD %
10	EDUCATIONAL FUND							
		40,627,608.00	3,553,818.41	18,887,663.97	21,421,514.49	288,909.02	37,476,318.33	46.49
20	OPERATIONS & MAINTENANCE FUND							
		7,124,600.00	444,410.51	4,222,621.63	2,743,886.76	123,111.84	10,436,846.68	59.27
21	O&M LEASE							
		52,800.00	0.00	26,400.00	22,000.00	0.00	52,800.00	50.00
30	DEBT SERVICE FUND OR FUND GROU							
		2,706,821.00	0.00	1,706,851.75	999,969.25	0.00	2,672,801.50	63.06
40	TRANSPORTATION FUND							
		2,068,839.00	219,073.57	805,182.88	1,263,656.12	0.00	1,711,636.64	38.92
50	SOCIAL SECURITY/MEDICARE							
		690,780.00	54,040.24	306,249.15	384,530.85	0.00	604,955.01	44.33
51	ILLINOIS MUNICIPAL RETIREMENT							
		621,170.00	34,831.68	191,120.08	430,049.92	0.00	483,319.01	30.77
60	CAPITAL PROJECTS FUND OR FUND							
		4,181,996.00	417,646.24	2,631,284.94	1,529,497.06	21,214.00	1,446,279.38	62.92

FDTLOC FUNC OBJ	Account Level Description	2023-24 Original Budget	December 2023-24 Monthly Activity	2023-24 FYTD Activity	2023-24 Available Funds	Encumbered Amount	2022-23 FY Activity	2023-24 FYTD %
70	WORKING CASH FUND							
		0.00	0.00	0.00	0.00	0.00	0.00	0.00
80	TORT IMMUNITY AND JUDGMENT FUN							
		686,000.00	26,433.95	223,152.93	462,847.07	0.00	594,437.57	32.53
90	FIRE PREVENTION AND SAFETY FUN							
		20,000.00	4,489.39	60,477.19	-94,884.36	54,407.17	0.00	302.39
Grand Expense T		58,780,614.00	4,754,743.99	29,061,004.52	29,163,067.16	487,642.03	55,479,394.12	49.44

Number of Accounts: 2198

********** End of report **********

MARION CUSD #2, IL
REVENUE FINANCIAL REPORT (Date: 12/2023)

FDTLOC FUNC OBJ SJ SOURCE	Account Level Description	2023-24 Original Budget	December 2023-24 Monthly Activity	2023-24 FYTD Activity	2023-24 Available Funds	2022-23 FY Activity	2023-24 FYTD %
10	EDUCATIONAL FUND						
1000	RECEIPTS/REVENUE FROM LOCAL SO						
10R000 1110 0000 00 000000	PROPERTY TAXES	18,800,000.00	6,890,172.18	17,883,752.33	916,247.67	17,069,197.22	95.13
10R000 1140 0000 00 000000	PROPERTY TAXES - SPECIAL ED	12,000.00	4,445.12	11,543.72	456.28	11,626.69	96.20
10R000 1210 0000 00 000000	TAXES: MOBILE HOME	31,000.00	0.00	0.00	31,000.00	31,848.20	0.00
10R000 1220 0000 00 000000	TAXES: MARION HOUSING	40,000.00	0.00	0.00	40,000.00	42,627.86	0.00
10R000 1230 0000 00 000000	TAXES: CORP PER PROP REP	646,000.00	0.00	441,503.16	204,496.84	1,421,597.77	68.34
10R000 1290 0000 00 000000	TAXES: REFUGE PILOT	27,000.00	0.00	0.00	27,000.00	26,473.98	0.00
10R000 1311 0000 00 000000	Per Capita Tuition Charge	0.00	0.00	0.00	0.00	0.00	0.00
10R000 1510 0000 00 000000	INTEREST: INVESTMENTS	120,000.00	41,852.23	119,386.91	613.09	114,340.35	99.49
10R000 1510 0000 00 000001	INTEREST ON CD INVESTMENTS	120,000.00	11,738.98	69,023.95	50,976.05	65,565.50	57.52
10R000 1510 0000 00 000002	Interest on Saving Account	0.00	8.33	27.40	-27.40	0.00	0.00
10R000 1611 0000 84 000003	HS: FOODSERVICE REVENUE	62,000.00	5,589.95	48,204.17	13,795.83	62,583.82	77.75
10R000 1611 0000 84 000004	JH: FOOD SERVICE REVENUE	70,000.00	4,588.16	37,165.82	32,834.18	70,013.23	53.09
10R000 1611 0000 84 000005	ADAMS: FOODSERVICE REVENUE	20,000.00	1,715.85	11,568.34	8,431.66	19,695.01	57.84
10R000 1611 0000 84 000007	JEFFERSON: FOODSERVICE REVENUE	21,000.00	1,469.81	10,044.53	10,955.47	21,702.15	47.83
10R000 1611 0000 84 000008	LINCOLN: FOODSERVICE REVENUE	45,000.00	3,848.64	24,753.13	20,246.87	45,201.87	55.01
10R000 1611 0000 84 000009	LONGFELLOW: FOODSERVICE REVENU	15,000.00	1,664.12	8,700.95	6,299.05	12,780.79	58.01
10R000 1611 0000 84 000010	WASHINGTON: FOODSERVICE REVENU	42,000.00	2,735.09	22,206.05	19,793.95	41,983.56	52.87
10R000 1690 0000 84 000000	OTHER LUNCH PROGRAM	0.00	0.00	0.00	0.00	0.00	0.00
10R000 1690 0000 84 000004	FOODSERVICE REIMBURSEMENT	1,000.00	0.00	0.00	1,000.00	1,398.32	0.00
10R000 1690 0000 84 000005	FOODSERVICE GRANTS	0.00	0.00	0.00	0.00	0.00	0.00
10R000 1690 0000 84 000006	FOODSERVICE INSURANCE CLAIM	0.00	0.00	0.00	0.00	0.00	0.00
10R000 1711 0000 00 000001	ADAMS ATHLETIC ADMISSIONS	10,000.00	1,134.25	7,889.25	2,110.75	10,479.00	78.89
10R000 1711 0000 00 000004	ATHL EVENTS,IHSA-JR INV.	7,000.00	0.00	2,806.40	4,193.60	4,598.00	40.09
10R000 1711 0000 00 000005	ATHLETIC DONATIONS	1,000.00	0.00	2,000.00	-1,000.00	0.00	200.00
10R000 1711 0000 01 000000	HS FOOTBALL ADMISSION	33,000.00	0.00	22,316.00	10,684.00	36,620.50	67.62
10R000 1711 0000 04 000000	HS SOCCER ADMISSIONS	4,000.00	0.00	2,330.00	1,670.00	5,028.00	58.25
10R000 1711 0000 06 000000	HS WRESTLING ADMISSIONS	2,000.00	1,470.00	2,040.00	-40.00	2,602.00	102.00
10R000 1711 0000 11 000000	HS VOLLEYBALL ADMISSIONS	4,500.00	0.00	1,338.00	3,162.00	4,618.00	29.73
10R000 1711 0000 15 000000	HS BOYS BASKETBALL ADMISSIONS	25,000.00	4,212.00	16,777.00	8,223.00	26,840.75	67.11
10R000 1711 0000 20 000000	JH BOYS BASKETBALL ADMISSIONS	7,000.00	1,063.00	3,630.00	3,370.00	6,484.95	51.86
10R000 1711 0000 23 000000	JH VOLLEYBALL ADMISSIONS	2,500.00	0.00	1,736.00	764.00	2,928.00	69.44
10R000 1711 0000 31 000000	HS GIRLS BASKETBALL ADMISSIONS	7,000.00	410.00	1,456.00	5,544.00	8,824.00	20.80
10R000 1711 0000 40 000000	JH GIRLS BASKETBALL ADMISSIONS	3,000.00	1,011.00	3,524.00	-524.00	2,737.00	117.47
10R000 1790 0000 00 000003	STUDENT YEARBOOK: HS	5,000.00	0.00	1,408.00	3,592.00	7,175.00	28.16
10R000 1790 0000 00 000005	Adams Yearbook	0.00	0.00	0.00	0.00	430.00	0.00
10R000 1790 0000 00 000008	Lincoln Yearbook	0.00	0.00	0.00	0.00	988.00	0.00
10R000 1811 0000 00 000001	TEXTBOOK RENTAL: E	35,000.00	131.97	25,984.77	9,015.23	20,238.62	74.24

FDTLOC FUNC OBJ SJ SOURCE	Account Level Description	2023-24 Original Budget	December 2023-24 Monthly Activity	2023-24 FYTD Activity	2023-24 Available Funds	2022-23 FY Activity	2023-24 FYTD %
10	EDUCATIONAL FUND						
1000	RECEIPTS/REVENUE FROM LOCAL SO						
10R000 1811 0000 00 000002	TEXTBOOK RENTAL: JH	15,000.00	0.00	15,666.16	-666.16	9,874.39	104.44
10R000 1811 0000 00 000003	TEXTBOOK RENTAL: HS	30,000.00	214.95	28,413.56	1,586.44	22,945.97	94.71
10R000 1812 0000 00 000003	TEXTBOOK RENT: SUMMER SC	0.00	0.00	0.00	0.00	100.00	0.00
10R000 1920 0000 00 000000	CONTRIB -DONATION	20,000.00	100.00	1,411.93	18,588.07	57,230.00	7.06
10R000 1920 0000 02 000000	DONATIONS - FOUNDATION GRANT	0.00	0.00	0.00	0.00	0.00	0.00
10R000 1950 0000 00 000000	REFUND OF PRIOR YEAR EXPENDITU	0.00	0.00	0.00	0.00	0.00	0.00
10R000 1950 0000 12 000000	WCSED: Refund	0.00	0.00	0.00	0.00	0.00	0.00
10R000 1970 0000 00 000000	DR.ED BTW FEES	8,000.00	171.92	2,753.21	5,246.79	6,960.00	34.42
10R000 1992 0000 00 000000	SALE OF VOCATIONAL PROJECTS	0.00	0.00	0.00	0.00	186,321.83	0.00
10R000 1993 0000 00 000000	RESALE ITEMS,LOCKS,SHOP	5,000.00	0.00	2,068.07	2,931.93	2,713.00	41.36
10R000 1993 0000 00 000001	HS PARKING FEES	5,000.00	75.00	1,200.00	3,800.00	2,412.45	24.00
10R000 1999 0000 00 000000	OTHER	45,000.00	-116.18	13,080.68	31,919.32	69,766.32	29.07
10R000 1999 0000 00 000001	FOUNDATION GRANTS	10,000.00	0.00	0.00	10,000.00	86,917.98	0.00
10R000 1999 0000 00 000003	AFTER SCHOOL PROGRAMS	85,000.00	10,877.86	51,547.25	33,452.75	98,330.26	60.64
10R000 1999 0000 00 000005	Chromebook Insurance	0.00	324.93	34,300.01	-34,300.01	40,915.94	0.00
10R000 1999 0000 00 000006	AROTC REVENUE	52,000.00	5,434.16	18,998.25	33,001.75	52,492.91	36.54
10R000 1999 0000 00 000007	TRAUMA INFORMED GRANT FROM ROE	0.00	0.00	0.00	0.00	5,000.00	0.00
10R000 1999 0000 00 000303	MHS Class Fee	0.00	15.00	360.00	-360.00	0.00	0.00
10R000 1999 0000 02 000000	SETTLEMENT	0.00	0.00	0.00	0.00	173.00	0.00
10R000 1999 0000 05 000000	E-RATE REFUND	134,400.00	0.00	129,044.00	5,356.00	134,400.00	96.01
10R000 1999 0000 70 000000	Madigral Revenue	6,000.00	0.00	0.00	6,000.00	6,187.00	0.00
10R000 1999 0000 80 000000	Spring Musical Revenue	10,000.00	0.00	0.00	10,000.00	13,780.00	0.00
10R107 1999 0000 00 000000	iNSURANCE CLAIM JEFFERSON LIBR	200,000.00	5,324.80	260,594.73	-60,594.73	-0.01	130.30
10R303 1999 0000 00 000005	MHS Activity Class Fees	0.00	0.00	10.00	-10.00	35.00	0.00
10R--- 1--- ---- -- ------		20,843,400.00	7,001,683.12	19,342,563.73	1,500,836.27	19,995,784.18	92.80
3000	RECEIPTS/REVENUE FROM STATE SO						
10R000 3001 0000 00 000000	EVIDENCED BASED FUNDING	12,419,419.00	1,129,038.00	5,645,190.00	6,774,229.00	11,790,290.58	45.45
10R000 3001 0000 00 000022	EBF Recalculation	0.00	0.00	0.00	0.00	0.00	0.00
10R000 3100 0000 12 000000	PRIVATE FACILITY TUITION	50,000.00	0.00	30,358.13	19,641.87	54,252.22	60.72
10R000 3120 0000 12 000000	WCSED: ORPHANAGE	100,000.00	0.00	100,958.57	-958.57	98,328.00	100.96
10R000 3220 0000 21 000000	WCRVS STIPENDS/TUITION	78,000.00	0.00	0.00	78,000.00	80,570.00	0.00
10R000 3235 0000 00 000000	AGRICULTURE EDUCATION	15,000.00	0.00	4,777.00	10,223.00	17,544.00	31.85
10R000 3360 0000 84 000000	STATE REIMB: LUNCH & BKFST	6,000.00	1,409.64	13,358.00	-7,358.00	5,504.76	222.63
10R000 3370 0000 10 000000	DRIVER EDUCATION	48,000.00	9,887.03	19,774.06	28,225.94	50,820.58	41.20

FDTLOC FUNC OBJ SJ SOURCE	Account Level Description	2023-24 Original Budget	December 2023-24 Monthly Activity	2023-24 FYTD Activity	2023-24 Available Funds	2022-23 FY Activity	2023-24 FYTD %
10	EDUCATIONAL FUND						
3000	RECEIPTS/REVENUE FROM STATE SO						
10R000 3999 0000 01 000000	OTHER ST.LIB GRANT	3,300.00	0.00	0.00	3,300.00	3,139.80	0.00
10R000 3999 0000 03 000000	PREMIUMS VOC AGRICULTURE FAIR	150.00	0.00	133.59	16.41	0.00	89.06
10R000 3999 0000 06 000000	ISL LIBRARY GRANT	0.00	0.00	0.00	0.00	1,148.19	0.00
10R--- 3--- ---- -- ------		12,719,869.00	1,140,334.67	5,814,549.35	6,905,319.65	12,101,598.13	45.71
4000	RECEIPTS/REVENUE FROM FEDERAL						
10R000 4210 0000 84 000000	FED REIMB REG,FREE LUNCH	1,140,000.00	106,524.30	445,340.91	694,659.09	1,143,959.62	39.06
10R000 4220 0000 84 000000	FEDERAL REIMB BRKF	290,000.00	35,019.20	146,658.60	143,341.40	297,644.19	50.57
10R000 4225 0000 84 000000	Summer Food Service Program	0.00	0.00	0.00	0.00	0.00	0.00
10R000 4260 0000 84 000000	Food Service-Equipment Grant	0.00	0.00	0.00	0.00	0.00	0.00
10R000 4299 0000 84 000000	Supply Chain Assistance Funds	0.00	0.00	0.00	0.00	0.00	0.00
10R000 4300 0000 30 000000	TITLE I REVENUE	1,290,000.00	225,200.00	617,174.00	672,826.00	1,729,931.00	47.84
10R936 4300 0000 00 000000	TITLE I SIP	25,000.00	0.00	31,510.00	-6,510.00	32,877.00	126.04
10R000 4600 0000 00 000000	IDEA-PS	30,000.00	677.00	677.00	29,323.00	29,029.00	2.26
10R000 4605 0000 00 000000	IDEA PS ARP	0.00	0.00	0.00	0.00	19,324.00	0.00
10R000 4620 0000 00 000000	IDEA FT	1,100,000.00	54,501.00	54,501.00	1,045,499.00	1,067,812.00	4.95
10R000 4630 0000 00 000000	IDEA FT ARP	0.00	0.00	0.00	0.00	195,730.00	0.00
10R000 4991 0000 00 000000	ADMIN OUTREACH REVENUE	40,000.00	0.00	14,699.79	25,300.21	62,323.46	36.75
10R941 4998 0000 00 000000	McKinney Vento Homeless Grant	7,203.00	0.00	7,203.00	0.00	71,274.00	100.00
10R000 4999 0000 01 000000	PUB AID-FEE FOR SERV	4,000.00	0.00	2,572.80	1,427.20	3,030.90	64.32
10R000 4999 0000 21 000000	WCRVS:PERKINS,SP NDS,TUT	0.00	0.00	0.00	0.00	0.00	0.00
10R953 4999 0000 00 000000	Digital Equity 3	0.00	1,260.00	53,323.00	-53,323.00	574,205.00	0.00
10R954 4999 0000 00 000000	Digital Equity 4	228,000.00	0.00	228,000.00	0.00	0.00	100.00
10R960 4999 0000 00 000000	ESSER II GRANT	380,801.00	0.00	380,801.00	0.00	1,345,952.00	100.00
10R965 4999 0000 00 000000	ESSER III GRANT	2,795,906.00	91,290.00	554,477.00	2,241,429.00	534,793.00	19.83
10R--- 4--- ---- -- ------		7,330,910.00	514,471.50	2,536,938.10	4,793,971.90	7,107,885.17	34.61
7000							
10R000 7110 0000 20 000000	PERMANENT XFER FROM OM	0.00	0.00	0.00	0.00	0.00	0.00
10R000 7110 0000 40 000000	PERMANENT XFER FROM TRANSPORTA	0.00	0.00	0.00	0.00	0.00	0.00
10R000 7110 0000 70 000000	PERMANENT XFER FROM WORKING CA	0.00	0.00	0.00	0.00	0.00	0.00
10R--- 7--- ---- -- ------		0.00	0.00	0.00	0.00	0.00	0.00

FDTLOC FUNC OBJ SJ SOURCE	Account Level Description	2023-24 Original Budget	December 2023-24 Monthly Activity	2023-24 FYTD Activity	2023-24 Available Funds	2022-23 FY Activity	2023-24 FYTD %
10	EDUCATIONAL FUND						
0000							
10---- ---- ---- -- ------		40,894,179.00	8,656,489.29	27,694,051.18	13,200,127.82	39,205,267.48	67.72
20	OPERATIONS & MAINTENANCE FUND						
1000	RECEIPTS/REVENUE FROM LOCAL SO						
20R000 1111 0000 00 000000	PROPRTY TAXES	4,600,000.00	1,684,029.09	4,374,606.00	225,394.00	4,564,905.41	95.10
20R000 1230 0000 00 000000	TAXES: CORP PER PROP REPL	810,000.00	92,614.81	302,614.81	507,385.19	800,000.00	37.36
20R000 1510 0000 00 000000	INTEREST: INVESTMENTS	20,000.00	12,702.19	28,272.18	-8,272.18	38,152.75	141.36
20R000 1910 0000 00 000000	RENTAL: BUILDINGS	0.00	0.00	0.00	0.00	0.00	0.00
20R000 1920 0000 00 000000	DONATIONS	0.00	0.00	0.00	0.00	0.00	0.00
20R000 1999 0000 00 000000	OTHER	10,000.00	0.00	494.64	9,505.36	136,101.26	4.95
20R000 1999 0000 01 000000	INSURANCE CLAIMS	0.00	0.00	0.00	0.00	0.00	0.00
20R000 1999 0000 02 000000	SETTLEMENT	0.00	0.00	0.00	0.00	0.00	0.00
20R107 1999 0000 00 000000	INSURANCE CLAIM JEFFERSON LIBR	0.00	0.00	0.00	0.00	-0.04	0.00
20R--- 1--- ---- -- ------		5,440,000.00	1,789,346.09	4,705,987.63	734,012.37	5,539,159.38	86.51
3000	RECEIPTS/REVENUE FROM STATE SO						
20R000 3001 0000 00 000000	EVIDENCE BASED FUNDING	0.00	0.00	0.00	0.00	0.00	0.00
20R000 3705 0000 00 000000	PRE K - ADAMS SCHOOL BLDG	0.00	0.00	0.00	0.00	0.00	0.00
20R000 3925 0000 00 000000	SCHOOL MAINTENANCE GRANT	0.00	0.00	0.00	0.00	0.00	0.00
20R--- 3--- ---- -- ------		0.00	0.00	0.00	0.00	0.00	0.00
4000	RECEIPTS/REVENUE FROM FEDERAL						
20R960 4999 0000 00 000000	ESSER II	0.00	0.00	0.00	0.00	852,770.00	0.00
20R965 4999 0000 00 000000	ESSER III	1,705,000.00	4,953.00	1,830,623.00	-125,623.00	4,389,989.00	107.37
20R--- 4--- ---- -- ------		1,705,000.00	4,953.00	1,830,623.00	-125,623.00	5,242,759.00	107.37

FDTLOC FUNC OBJ SJ SOURCE	Account Level Description	2023-24 Original Budget	December 2023-24 Monthly Activity	2023-24 FYTD Activity	2023-24 Available Funds	2022-23 FY Activity	2023-24 FYTD %
20	OPERATIONS & MAINTENANCE FUND						
7000							
20R000 7110 0000 20 000000	PERMANENT TRANSFER TO O&M	0.00	0.00	0.00	0.00	0.00	0.00
20R--- 7--- ---- -- ------		0.00	0.00	0.00	0.00	0.00	0.00
20---- ---- ---- -- ------		7,145,000.00	1,794,299.09	6,536,610.63	608,389.37	10,781,918.38	91.49
21	O&M LEASE						
1000	RECEIPTS/REVENUE FROM LOCAL SO						
21R000 1111 0000 00 000000	TAXES: CURRENT YR LEVY	53,500.00	19,945.04	51,808.07	1,691.93	53,777.57	96.84
21R000 1510 0000 00 000000	INTEREST ON INVESTMENTS	400.00	142.12	453.03	-53.03	488.68	113.26
21R--- 1--- ---- -- ------		53,900.00	20,087.16	52,261.10	1,638.90	54,266.25	96.96
21---- ---- ---- -- ------		53,900.00	20,087.16	52,261.10	1,638.90	54,266.25	96.96
30	DEBT SERVICE FUND OR FUND GROU						
1000	RECEIPTS/REVENUE FROM LOCAL SO						
30R000 1112 0000 00 000000	TAXES: 1ST PRIOR YR LEVY	1,953,825.00	701,698.95	1,837,493.46	116,331.54	1,918,700.00	94.05
30R000 1220 0000 00 000000	TAXES: MARION HOUSING	0.00	0.00	0.00	0.00	0.00	0.00
30R000 1510 0000 00 000000	INTEREST: ON INVEST	2,000.00	366.05	396.76	1,603.24	2,499.59	19.84
30R--- 1--- ---- -- ------		1,955,825.00	702,065.00	1,837,890.22	117,934.78	1,921,199.59	93.97
7000							
30R000 7210 0000 00 000000	PRINCIPAL ON BONDS SOLD	0.00	0.00	0.00	0.00	0.00	0.00
30R000 7220 0000 00 000000	PREMIUM ON BONDS SOLD	0.00	0.00	0.00	0.00	0.00	0.00
30R000 7610 0000 00 000000	AS Bond Principal	705,000.00	0.00	0.00	705,000.00	690,000.00	0.00
30R000 7700 0000 00 000000	AS Bond Interest	46,496.00	0.00	23,247.75	23,248.25	61,883.50	50.00
30R--- 7--- ---- -- ------		751,496.00	0.00	23,247.75	728,248.25	751,883.50	3.09
30---- ---- ---- -- ------		2,707,321.00	702,065.00	1,861,137.97	846,183.03	2,673,083.09	68.74

FDTLOC FUNC OBJ SJ SOURCE	Account Level Description	2023-24 Original Budget	December 2023-24 Monthly Activity	2023-24 FYTD Activity	2023-24 Available Funds	2022-23 FY Activity	2023-24 FYTD %
40	TRANSPORTATION FUND						
1000	RECEIPTS/REVENUE FROM LOCAL SO						
40R000 1113 0000 00 000000	PROPERTY TAXES	1,534,500.00	561,359.02	1,458,238.20	76,261.80	1,495,226.09	95.03
40R000 1510 0000 00 000000	INTEREST: INVEST	18,000.00	6,063.19	27,115.83	-9,115.83	20,909.08	150.64
40R000 1950 0000 12 000000	PRIOR YEAR REFUND	0.00	0.00	0.00	0.00	0.00	0.00
40R000 1999 0000 00 000000	TRANS: MISC. REIMB.	1,000.00	550.00	1,261.00	-261.00	0.00	126.10
40R--- 1--- ---- -- ------		1,553,500.00	567,972.21	1,486,615.03	66,884.97	1,516,135.17	95.69
3000	RECEIPTS/REVENUE FROM STATE SO						
40R000 3500 0000 00 000000	STATE REIMB: REG	530,000.00	0.00	288,595.15	241,404.85	557,110.11	54.45
40R--- 3--- ---- -- ------		530,000.00	0.00	288,595.15	241,404.85	557,110.11	54.45
4000	RECEIPTS/REVENUE FROM FEDERAL						
40R960 4999 0000 00 000000	ESSER II	44,219.00	0.00	0.00	44,219.00	50,390.00	0.00
40R965 4999 0000 00 000000	ESSER 3	55,000.00	0.00	0.00	55,000.00	0.00	0.00
40R--- 4--- ---- -- ------		99,219.00	0.00	0.00	99,219.00	50,390.00	0.00
40---- ---- ---- -- ------		2,182,719.00	567,972.21	1,775,210.18	407,508.82	2,123,635.28	81.33
50	SOCIAL SECURITY/MEDICARE						
1000	RECEIPTS/REVENUE FROM LOCAL SO						
50R000 1150 0000 00 000000	PROPERTY TAXES - SOCIAL SECURI	687,000.00	251,344.95	652,916.62	34,083.38	667,825.97	95.04
50R000 1510 0000 00 000000	INTEREST: CHECKING	4,000.00	1,600.20	4,724.38	-724.38	4,675.50	118.11
50R--- 1--- ---- -- ------		691,000.00	252,945.15	657,641.00	33,359.00	672,501.47	95.17
50---- ---- ---- -- ------		691,000.00	252,945.15	657,641.00	33,359.00	672,501.47	95.17

FDTLOC FUNC OBJ SJ SOURCE	Account Level Description	2023-24 Original Budget	December 2023-24 Monthly Activity	2023-24 FYTD Activity	2023-24 Available Funds	2022-23 FY Activity	2023-24 FYTD %
51	ILLINOIS MUNICIPAL RETIREMENT						
1000	RECEIPTS/REVENUE FROM LOCAL SO						
51R000 1114 0000 00 000000	Property Taxes - IMRF	540,000.00	197,397.74	512,778.57	27,221.43	667,825.98	94.96
51R000 1230 0000 00 000000	TAXES: CORP PERS PROP REPLMT	65,000.00	0.00	65,000.00	0.00	60,000.00	100.00
51R000 1510 0000 00 000000	INTEREST ON INVESTMENTS	5,000.00	2,121.53	8,633.33	-3,633.33	5,363.33	172.67
51R--- 1--- ---- -- ------		610,000.00	199,519.27	586,411.90	23,588.10	733,189.31	96.13
51---- ---- ---- -- ------		610,000.00	199,519.27	586,411.90	23,588.10	733,189.31	96.13
60	CAPITAL PROJECTS FUND OR FUND						
1000	RECEIPTS/REVENUE FROM LOCAL SO						
60R000 1510 0000 00 000000	INTEREST	20,000.00	7,527.37	43,142.77	-23,142.77	34,654.24	215.71
60R000 1983 0000 00 000000	SALES TAX	3,360,000.00	631,724.37	1,889,643.47	1,470,356.53	3,653,571.40	56.24
60R--- 1--- ---- -- ------		3,380,000.00	639,251.74	1,932,786.24	1,447,213.76	3,688,225.64	57.18
3000	RECEIPTS/REVENUE FROM STATE SO						
60R000 3925 0000 00 000000	SCHOOL MAINTENANCE GRANT	0.00	0.00	0.00	0.00	50,000.00	0.00
60R--- 3--- ---- -- ------		0.00	0.00	0.00	0.00	50,000.00	0.00
60---- ---- ---- -- ------		3,380,000.00	639,251.74	1,932,786.24	1,447,213.76	3,738,225.64	57.18
70	WORKING CASH FUND						
1000	RECEIPTS/REVENUE FROM LOCAL SO						
70R000 1115 0000 00 000000	PROPERTY TAXES	750.00	280.71	729.18	20.82	865.44	97.22
70R000 1510 0000 00 000000	INTEREST: INVEST	75.00	23.13	135.81	-60.81	99.60	181.08
70R--- 1--- ---- -- ------		825.00	303.84	864.99	-39.99	965.04	104.85
70---- ---- ---- -- ------		825.00	303.84	864.99	-39.99	965.04	104.85

FDTLOC FUNC OBJ SJ SOURCE	Account Level Description	2023-24 Original Budget	December 2023-24 Monthly Activity	2023-24 FYTD Activity	2023-24 Available Funds	2022-23 FY Activity	2023-24 FYTD %
80	TORT IMMUNITY AND JUDGMENT FUN						
1000	RECEIPTS/REVENUE FROM LOCAL SO						
80R000 1120 0000 00 000000	PROPERTY TAXES	752,400.00	275,240.37	714,992.50	37,407.50	722,655.36	95.03
80R000 1510 0000 00 000000	INTEREST ON INVESTMENTS	3,000.00	2,049.99	5,346.03	-2,346.03	3,886.96	178.20
80R000 1999 0000 00 000000	REFUND ON WORKERS COMP	0.00	0.00	0.00	0.00	0.00	0.00
80R000 1999 0000 00 000001	OTHER	0.00	0.00	0.00	0.00	0.00	0.00
80R--- 1--- ---- -- ------		755,400.00	277,290.36	720,338.53	35,061.47	726,542.32	95.36
80---- ---- ---- -- ------		755,400.00	277,290.36	720,338.53	35,061.47	726,542.32	95.36
90	FIRE PREVENTION AND SAFETY FUN						
1000	RECEIPTS/REVENUE FROM LOCAL SO						
90R000 1118 0000 00 000000	PROPERTY TAXES	247,000.00	90,569.67	235,269.46	11,730.54	249,167.21	95.25
90R000 1510 0000 00 000000	INTEREST: ON INVEST	7,000.00	1,959.60	10,052.95	-3,052.95	7,786.21	143.61
90R--- 1--- ---- -- ------		254,000.00	92,529.27	245,322.41	8,677.59	256,953.42	96.58
3000	RECEIPTS/REVENUE FROM STATE SO						
90R000 3925 0000 00 000000	MAINTENANCE GRANT	0.00	0.00	0.00	0.00	0.00	0.00
90R--- 3--- ---- -- ------		0.00	0.00	0.00	0.00	0.00	0.00
7000							
90R000 7210 0000 00 000000	SALE OF HLS BONDS	0.00	0.00	0.00	0.00	0.00	0.00
90R--- 7--- ---- -- ------		0.00	0.00	0.00	0.00	0.00	0.00
90---- ---- ---- -- ------		254,000.00	92,529.27	245,322.41	8,677.59	256,953.42	96.58
Grand Revenue Totals		58,674,344.00	13,202,752.38	42,062,636.13	16,611,707.87	60,966,547.68	71.69

Number of Accounts: 143

********** End of report **********

Account Number	Account Level Description Account Number	2023-24 Original Budget	December 2023-24 Monthly Activity	2023-24 FYTD Activity	2023-24 Available Funds	Encumbered Amount	2022-23 FY Activity	2023-24 FYTD %
10	EDUCATIONAL FUND							
10E105 1101 1120 00 000000	ADAMS TEACHER SALARY	916,000.00	70,802.30	414,612.36	501,387.64	0.00	795,688.81	45.26
10E107 1101 1120 00 000000	JEFFERSON TEACHER SALARY	989,000.00	80,180.26	475,253.96	513,746.04	0.00	918,635.00	48.05
10E108 1101 1120 00 000000	LINCOLN TEACHER SALARY	1,870,000.00	159,964.54	951,525.24	918,474.76	0.00	1,868,909.24	50.88
10E109 1101 1120 00 000000	LONGFELLOW TEACHER SALARY	905,000.00	73,679.40	437,289.20	467,710.80	0.00	842,302.84	48.32
10E110 1101 1120 00 000000	WASHINGTON TEACHER SALARY	1,900,000.00	149,166.70	861,588.60	1,038,411.40	0.00	1,715,888.95	45.35
10E105 1101 1130 00 000000	ADAMS SALARY INCREMENT	7,000.00	538.58	3,400.92	3,599.08	0.00	6,292.36	48.58
10E107 1101 1130 00 000000	JEFFERSON SALARY INCREMENT	1,000.00	0.00	0.00	1,000.00	0.00	0.00	0.00
10E108 1101 1130 00 000000	LINCOLN SALARY INCREMENT	1,000.00	0.00	0.00	1,000.00	0.00	0.00	0.00
10E109 1101 1130 00 000000	LONGFELLOW SALARY INCREMENT	1,000.00	0.00	0.00	1,000.00	0.00	0.00	0.00
10E110 1101 1130 00 000000	WASHINGTON SALARY INCREMENT	1,000.00	0.00	255.00	745.00	0.00	0.00	25.50
10E107 1101 1140 00 000000	JEFFERSON AFTER SCHOOL TUTO	0.00	468.00	2,186.21	-2,186.21	0.00	0.00	0.00
10E108 1101 1140 00 000000	LINCOLN AFTER SCHOOL TUTORS	0.00	0.00	0.00	0.00	0.00	0.00	0.00
10E109 1101 1140 00 000000	LONGFELLOW AFTER SCHOOL TUT	0.00	429.00	2,083.25	-2,083.25	0.00	0.00	0.00
10E110 1101 1140 00 000000	WASHINGTON AFTER SCHOOL TUT	10,000.00	982.26	4,856.73	5,143.27	0.00	9,514.67	48.57
10E000 1101 1150 00 000000	ELEM REGISTRATION SALARY	500.00	0.00	0.00	500.00	0.00	0.00	0.00
10E105 1101 1150 00 000000	ADAMS MEDIA AIDE	18,100.00	1,640.93	8,382.85	9,717.15	0.00	15,191.58	46.31
10E105 1101 1150 00 000001	ELEM TEACHER AIDE	0.00	1,395.91	5,019.31	-5,019.31	0.00	0.00	0.00
10E107 1101 1150 00 000000	JEFFERSON MEDIA AIDE	19,500.00	1,666.45	9,556.62	9,943.38	0.00	16,385.32	49.01
10E108 1101 1150 00 000000	LINCOLN MEDIA AIDE	0.00	0.00	0.00	0.00	0.00	0.00	0.00
10E109 1101 1150 00 000000	LONGFELLOW MEDIA AIDE	18,100.00	1,425.60	7,913.22	10,186.78	0.00	14,491.40	43.72
10E110 1101 1150 00 000000	WASHINGTON MEDIA AIDE	18,100.00	1,603.81	8,330.89	9,769.11	0.00	14,892.43	46.03
10E000 1101 1200 00 000000	ELEM SUB TEACHER	17,000.00	0.00	0.00	17,000.00	0.00	4,487.50	0.00
10E105 1101 1200 00 000000	ADAMS SUB TEACHER	30,000.00	3,835.00	16,815.00	13,185.00	0.00	39,180.00	56.05
10E107 1101 1200 00 000000	JEFFERSON SUB TEACHER	35,000.00	4,776.25	13,282.50	21,717.50	0.00	37,823.75	37.95
10E108 1101 1200 00 000000	LINCOLN SUB TEACHER	70,000.00	4,480.00	15,480.00	54,520.00	0.00	67,055.00	22.11
10E109 1101 1200 00 000000	LONGFELLOW SUB TEACHER	40,000.00	1,856.25	6,902.50	33,097.50	0.00	24,028.75	17.26
10E110 1101 1200 00 000000	WASHINGTON SUB TEACHER	78,000.00	5,257.50	17,612.50	60,387.50	0.00	69,225.00	22.58
10E105 1101 1250 00 000000	ADAMS MEDIA AIDE SUB	500.00	0.00	135.00	365.00	0.00	36.00	27.00
10E107 1101 1250 00 000000	JEFFERSON MEDIA AIDE SUB	1,800.00	84.50	1,053.00	747.00	0.00	1,674.00	58.50
10E108 1101 1250 00 000000	LINCOLN MEDIA AIDE SUB	1,000.00	0.00	110.00	890.00	0.00	188.00	11.00
10E109 1101 1250 00 000000	LONGFELLOW MEDIA AIDE SUB	1,700.00	0.00	78.00	1,622.00	0.00	1,530.00	4.59
10E110 1101 1250 00 000000	WASHINGTON MEDIA AIDE SUB	500.00	0.00	110.00	390.00	0.00	0.00	22.00
10E105 1101 1300 00 000000	ADAMS SALARY EXTRA	6,000.00	816.30	1,738.80	4,261.20	0.00	5,301.30	28.98
10E107 1101 1300 00 000000	JEFFERSON SALARY EXTRA	4,000.00	179.40	1,190.10	2,809.90	0.00	3,581.70	29.75
10E108 1101 1300 00 000000	LINCOLN SALARY EXTRA	5,000.00	630.30	1,028.10	3,971.90	0.00	4,374.00	20.56
10E109 1101 1300 00 000000	LONGFELLOW SALARY EXTRA	4,000.00	335.10	525.00	3,475.00	0.00	2,709.60	13.13
10E110 1101 1300 00 000000	WASHINGTON SALARY EXTRA	10,000.00	689.75	1,844.75	8,155.25	0.00	8,068.80	18.45
10E105 1101 2100 00 000000	ADAMS TRS-R	0.00	0.00	0.00	0.00	0.00	28.53	0.00

Account Number	Account Level Description Account Number	2023-24 Original Budget	December 2023-24 Monthly Activity	2023-24 FYTD Activity	2023-24 Available Funds	Encumbered Amount	2022-23 FY Activity	2023-24 FYTD %
10	EDUCATIONAL FUND							
10E107 1101 2100 00 000000	JEFFERSON TRS-R	0.00	0.00	0.00	0.00	0.00	492.39	0.00
10E108 1101 2100 00 000000	LINCOLN TRS-R	0.00	0.00	0.00	0.00	0.00	0.00	0.00
10E109 1101 2100 00 000000	LONGFELLOW TRS-R	0.00	12.23	12.23	-12.23	0.00	2.32	0.00
10E110 1101 2100 00 000000	WASHINGTON TRS-R	0.00	0.00	0.00	0.00	0.00	0.00	0.00
10E105 1101 2110 00 000000	ADAMS TRS	92,000.00	7,136.37	28,413.67	63,586.33	0.00	79,226.92	30.88
10E107 1101 2110 00 000000	JEFFERSON TRS	98,100.00	7,947.65	31,837.34	66,262.66	0.00	93,327.64	32.45
10E108 1101 2110 00 000000	LINCOLN TRS	189,000.00	15,883.02	63,371.24	125,628.76	0.00	185,411.19	33.53
10E109 1101 2110 00 000000	LONGFELLOW TRS	90,000.00	7,320.07	29,199.63	60,800.37	0.00	84,870.73	32.44
10E110 1101 2110 00 000000	WASHINGTON TRS	189,000.00	14,820.97	59,218.65	129,781.35	0.00	172,310.33	31.33
10E000 1101 2120 00 000000	ELEM IMRF	0.00	0.00	0.00	0.00	0.00	0.00	0.00
10E105 1101 2120 00 000000	ADAMS IMRF	900.00	77.32	394.98	505.02	0.00	716.27	43.89
10E105 1101 2120 00 000001	ADAMS IMRF	0.00	65.78	236.51	-236.51	0.00	0.00	0.00
10E107 1101 2120 00 000000	JEFFERSON IMRF	1,100.00	78.52	450.31	649.69	0.00	776.43	40.94
10E108 1101 2120 00 000000	LINCOLN IMRF	0.00	0.00	0.00	0.00	0.00	-0.01	0.00
10E109 1101 2120 00 000000	LONGFELLOW IMRF	830.00	67.17	372.84	457.16	0.00	682.83	44.92
10E110 1101 2120 00 000000	WASHINGTON IMRF	1,300.00	121.85	621.37	678.63	0.00	1,150.08	47.80
10E000 1101 2170 00 000000	ELEM TRS .58%	50.00	0.00	0.00	50.00	0.00	24.57	0.00
10E105 1101 2170 00 000000	ADAMS TRS .58%	6,000.00	481.94	1,924.84	4,075.16	0.00	5,320.00	32.08
10E107 1101 2170 00 000000	JEFFERSON TRS .58%	6,400.00	531.76	2,103.57	4,296.43	0.00	6,229.65	32.87
10E108 1101 2170 00 000000	LINCOLN TRS .58%	13,000.00	1,049.29	4,173.94	8,826.06	0.00	12,337.12	32.11
10E109 1101 2170 00 000000	LONGFELLOW TRS .58%	6,000.00	478.18	1,904.36	4,095.64	0.00	5,584.43	31.74
10E110 1101 2170 00 000000	WASHINGTON TRS .58%	12,200.00	974.36	3,886.34	8,313.66	0.00	11,497.98	31.86
10E105 1101 2220 00 000000	ADAMS HEALTH INSURANCE	209,000.00	16,144.48	97,304.95	111,695.05	0.00	179,010.46	46.56
10E105 1101 2220 00 000001	ADAMS HEALTH INS AIDE	0.00	0.00	0.00	0.00	0.00	0.00	0.00
10E107 1101 2220 00 000000	JEFFERSON HEALTH INSURANCE	117,000.00	9,036.90	52,847.70	64,152.30	0.00	109,835.21	45.17
10E108 1101 2220 00 000000	LINCOLN HEALTH INSURANCE	320,000.00	26,073.38	155,918.29	164,081.71	0.00	298,392.88	48.72
10E109 1101 2220 00 000000	LONGFELLOW HEALTH INSURANCE	140,000.00	13,544.52	75,290.86	64,709.14	0.00	129,378.14	53.78
10E110 1101 2220 00 000000	WASHINGTON HEALTH INSURANCE	210,000.00	16,925.54	98,812.72	111,187.28	0.00	197,714.10	47.05
10E000 1101 2250 00 000000	ELEM TRS HEALTH INS	50.00	0.00	0.00	50.00	0.00	28.37	0.00
10E105 1101 2250 00 000000	ADAMS TRS HEALTH INS	16,100.00	1,269.95	5,063.14	11,036.86	0.00	14,062.22	31.45
10E107 1101 2250 00 000000	JEFFERSON TRS HEALTH INS	17,200.00	1,408.45	5,611.38	11,588.62	0.00	16,522.38	32.62
10E108 1101 2250 00 000000	LINCOLN TRS HEALTH INS	34,000.00	2,799.32	11,154.20	22,845.80	0.00	32,779.68	32.81
10E109 1101 2250 00 000000	LONGFELLOW TRS HEALTH INSUR	16,000.00	1,283.83	5,117.63	10,882.37	0.00	14,931.49	31.99
10E110 1101 2250 00 000000	WASHINGTON TRS HEALTH INS	33,000.00	2,606.63	10,406.93	22,593.07	0.00	30,501.10	31.54
10E000 1101 3190 00 000000	ELEM OTHER PURCHASED SERV	18,000.00	0.00	959.10	12,495.88	4,545.02	7,600.12	5.33
10E105 1101 3190 00 000000	ADAMS OTHER PURCHASED SERVI	2,000.00	0.00	225.00	1,775.00	0.00	1,237.50	11.25
10E107 1101 3190 00 000000	JEFFERSON OTHER PURCHASED S	500.00	0.00	0.00	500.00	0.00	0.00	0.00
10E108 1101 3190 00 000000	LINCOLN OTHER PURCHASED SER	1,000.00	0.00	0.00	1,000.00	0.00	813.48	0.00

Account Number	Account Level Description Account Number	2023-24 Original Budget	December 2023-24 Monthly Activity	2023-24 FYTD Activity	2023-24 Available Funds	Encumbered Amount	2022-23 FY Activity	2023-24 FYTD %
10	EDUCATIONAL FUND							
10E109 1101 3190 00 000000	LONGFELLOW OTHER PURCHASED	200.00	0.00	0.00	200.00	0.00	0.00	0.00
10E110 1101 3190 00 000000	WASHINGTON OTHER PURCHASED	1,000.00	0.00	0.00	1,000.00	0.00	813.48	0.00
10E105 1101 3230 00 000000	ADAMS EQUIP MAINT/USAGE	200.00	0.00	0.00	200.00	0.00	0.00	0.00
10E107 1101 3230 00 000000	JEFFERSON EQUIP MAINT/USAGE	200.00	0.00	0.00	200.00	0.00	0.00	0.00
10E108 1101 3230 00 000000	LINCOLN EQUIP MAINT/USAGE	200.00	0.00	0.00	200.00	0.00	0.00	0.00
10E109 1101 3230 00 000000	LONGFELLOW EQUIP MAINT/USAG	200.00	0.00	0.00	200.00	0.00	0.00	0.00
10E110 1101 3230 00 000000	WASHINGTON EQUIP MAINT/USAG	200.00	0.00	0.00	200.00	0.00	0.00	0.00
10E105 1101 3320 00 000000	ADAMS TRAVEL	2,000.00	0.00	132.80	1,518.08	0.00	1,696.81	6.64
10E107 1101 3320 00 000000	JEFFERSON TRAVEL	1,000.00	0.00	279.00	721.00	0.00	601.00	27.90
10E108 1101 3320 00 000000	LINCOLN TRAVEL	1,500.00	20.00	915.75	583.25	1.00	1,266.47	61.05
10E109 1101 3320 00 000000	LONGFELLOW TRAVEL	1,200.00	20.00	196.85	899.97	0.00	613.13	16.40
10E110 1101 3320 00 000000	WASHINGTON TRAVEL	3,000.00	20.00	1,334.83	213.51	1,451.66	2,659.80	44.49
10E105 1101 3400 00 000000	ADAMS POSTAGE	1,100.00	141.00	282.00	818.00	0.00	879.49	25.64
10E107 1101 3400 00 000000	JEFFERSON POSTAGE	1,100.00	0.00	105.30	994.70	0.00	421.20	9.57
10E108 1101 3400 00 000000	LINCOLN POSTAGE	1,100.00	0.00	500.00	600.00	0.00	648.29	45.45
10E109 1101 3400 00 000000	LONGFELLOW POSTAGE	1,100.00	0.00	81.93	1,018.07	0.00	300.00	7.45
10E110 1101 3400 00 000000	WASHINGTON POSTAGE	1,100.00	171.30	529.30	570.70	0.00	622.85	48.12
10E105 1101 3600 00 000000	ADAMS COPIER	4,000.00	0.00	2,302.35	1,436.51	0.00	3,271.95	57.56
10E107 1101 3600 00 000000	JEFFERSON COPIER	5,500.00	0.00	3,607.01	1,483.87	0.00	5,068.58	65.58
10E108 1101 3600 00 000000	LINCOLN COPIER	7,000.00	0.00	4,671.83	1,798.28	0.00	6,463.98	66.74
10E109 1101 3600 00 000000	LONGFELLOW COPIER	3,500.00	0.00	2,120.06	1,139.48	0.00	3,054.42	60.57
10E110 1101 3600 00 000000	WASHINGTON COPIER	7,000.00	0.00	4,566.30	1,915.78	0.00	6,367.92	65.23
10E000 1101 4100 00 000000	ELEM SUPPLIES	69,000.00	0.00	8,203.95	-589.19	61,385.24	10,561.44	11.89
10E000 1101 4100 00 000001	DONATION SUPPLIES	15,000.00	0.00	1,643.42	11,004.18	1,721.10	7,199.43	10.96
10E105 1101 4100 00 000000	ADAMS SUPPLIES	15,000.00	401.45	5,571.38	6,444.64	2,007.68	15,725.86	37.14
10E107 1101 4100 00 000000	JEFFERSON SUPPLIES	15,000.00	118.16	4,441.48	10,525.57	32.95	12,551.61	29.61
10E108 1101 4100 00 000000	LINCOLN SUPPLIES	22,000.00	334.95	8,445.51	12,568.58	139.99	21,393.14	38.39
10E109 1101 4100 00 000000	LONGFELLOW SUPPLIES	15,000.00	543.05	5,983.91	8,695.11	0.00	15,343.60	39.89
10E109 1101 4100 00 000001	Strive Classroom Supplies	1,350.00	0.00	709.43	640.57	0.00	7,868.02	52.55
10E110 1101 4100 00 000000	WASHINGTON SUPPLIES	25,000.00	2,251.81	18,932.42	2,300.57	3,066.02	19,424.42	75.73
10E105 1101 4140 00 000000	ADAMS INSTRUMENTAL MUSIC	7,500.00	0.00	251.17	7,248.83	0.00	3,095.20	3.35
10E000 1101 4200 00 000000	ELEM TEXTBOOKS	6,000.00	0.00	0.00	6,000.00	0.00	0.00	0.00
10E105 1101 4200 00 000000	ADAMS TEXTBOOKS	1,300.00	0.00	0.00	1,300.00	0.00	1,339.77	0.00
10E107 1101 4200 00 000000	JEFFERSON TEXTBOOKS	0.00	0.00	0.00	0.00	0.00	0.00	0.00
10E108 1101 4200 00 000000	LINCOLN TEXTBOOKS	0.00	0.00	0.00	0.00	0.00	0.00	0.00
10E109 1101 4200 00 000000	LONGFELLOW TEXTBOOKS	0.00	0.00	0.00	0.00	0.00	0.00	0.00
10E110 1101 4200 00 000000	WASHINGTON TEXTBOOKS	0.00	0.00	0.00	0.00	0.00	0.00	0.00
10E105 1101 5400 00 000000	ADAMS CAPITAL OUTLAY	1,000.00	0.00	0.00	1,000.00	0.00	1,084.18	0.00

Account Number	Account Level Description Account Number	2023-24 Original Budget	December 2023-24 Monthly Activity	2023-24 FYTD Activity	2023-24 Available Funds	Encumbered Amount	2022-23 FY Activity	2023-24 FYTD %
10	EDUCATIONAL FUND							
10E107 1101 5400 00 000000	JEFFERSON CAPITAL OUTLAY	1,000.00	0.00	0.00	1,000.00	0.00	2,050.94	0.00
10E108 1101 5400 00 000000	LINCOLN CAPITAL OUTLAY	2,400.00	0.00	2,336.38	-909.38	973.00	825.00	97.35
10E109 1101 5400 00 000000	LONGFELLOW CAPITAL OUTLAY	2,000.00	0.00	0.00	2,000.00	0.00	0.00	0.00
10E110 1101 5400 00 000000	WASHINGTON CAPITAL OUTLAY	1,000.00	0.00	0.00	1,000.00	0.00	0.00	0.00
10E105 1101 6400 00 000000	ADAMS DUES FEES	100.00	0.00	0.00	100.00	0.00	0.00	0.00
10E107 1101 6400 00 000000	JEFFERSON DUES FEES	100.00	0.00	0.00	100.00	0.00	0.00	0.00
10E108 1101 6400 00 000000	LINCOLN DUES FEES	100.00	0.00	0.00	100.00	0.00	0.00	0.00
10E109 1101 6400 00 000000	LONGFELLOW DUES FEES	100.00	0.00	0.00	100.00	0.00	0.00	0.00
10E110 1101 6400 00 000000	WASHINGTON DUES FEES	100.00	0.00	0.00	100.00	0.00	0.00	0.00
10E105 1101 8000 00 000000	ADAMS POST RETIRMENT	0.00	0.00	0.00	0.00	0.00	0.00	0.00
10E107 1101 8000 00 000000	JEFFERSON POST RETIRMENT	10,648.00	0.00	10,648.00	0.00	0.00	12,595.00	100.00
10E108 1101 8000 00 000000	LINCOLN POST RETIRMENT	0.00	0.00	0.00	0.00	0.00	23,895.00	0.00
10E109 1101 8000 00 000000	LONGFELLOW POST RETIREMENT	0.00	0.00	0.00	0.00	0.00	23,889.00	0.00
10E110 1101 8000 00 000000	WASHINGTON POST RETIRMENT	10,707.00	0.00	10,706.15	0.85	0.00	10,304.00	99.99
10E204 1102 1120 00 000000	JH SALARY	2,980,000.00	253,902.36	1,496,333.44	1,483,666.56	0.00	2,969,156.21	50.21
10E204 1102 1130 00 000000	JH TEACHER INCREMENT	40,000.00	2,375.78	13,896.05	26,103.95	0.00	26,533.12	34.74
10E204 1102 1130 00 000001	ROE Soc Emotional Responses	0.00	113.29	113.29	-113.29	0.00	3,275.00	0.00
10E204 1102 1200 00 000000	JH SUB TEACHER SALARY	80,000.00	7,315.00	26,050.00	53,950.00	0.00	90,102.50	32.56
10E204 1102 1300 00 000000	JH SALARY EXTRA	70,000.00	9,925.50	31,536.60	38,463.40	0.00	59,475.60	45.05
10E204 1102 2100 00 000000	JH TRS-R	0.00	0.00	42.75	-42.75	0.00	142.66	0.00
10E204 1102 2100 00 000001	ROE Soc Emo TRS	0.00	0.00	0.00	0.00	0.00	11.53	0.00
10E204 1102 2110 00 000000	JH TEACHER RETIREMENT	307,000.00	26,305.93	104,361.29	202,638.71	0.00	302,998.65	33.99
10E204 1102 2110 00 000001	ROE Soc Emo TRS	0.00	0.00	0.00	0.00	0.00	304.11	0.00
10E204 1102 2120 00 000000	JH IMRF	0.00	0.00	10.04	-10.04	0.00	0.00	0.00
10E204 1102 2120 00 000001	ROE Soc Emo IMRF	0.00	0.00	0.00	0.00	0.00	9.42	0.00
10E204 1102 2170 00 000000	JH TRS .58%	20,500.00	1,737.48	6,876.64	13,623.36	0.00	20,066.71	33.54
10E204 1102 2170 00 000001	ROE Soc Emo TRS .58%	0.00	0.00	0.00	0.00	0.00	19.62	0.00
10E204 1102 2220 00 000000	JH HEALTH INSURANCE	535,000.00	45,196.90	263,535.88	271,464.12	0.00	509,983.57	49.26
10E204 1102 2250 00 000000	JH TRS HEALTH INSURANCE	60,000.00	4,635.78	18,372.19	41,627.81	0.00	53,458.97	30.62
10E204 1102 2250 00 000001	ROE Soc Emo TRS Health	0.00	0.00	0.00	0.00	0.00	53.07	0.00
10E204 1102 3190 00 000000	JH PURCHASED SERVICES	4,000.00	0.00	6,672.55	-2,672.55	0.00	1,798.43	166.81
10E204 1102 3190 00 000002	Trama Informed Services	0.00	0.00	0.00	0.00	0.00	100.00	0.00
10E204 1102 3230 00 000000	JH EQUIPMENT MAINTENANCE/US	1,500.00	0.00	0.00	1,500.00	0.00	1,367.10	0.00
10E204 1102 3320 00 000000	JH TRAVEL	6,000.00	1,653.62	4,401.08	-926.63	788.84	4,872.37	73.35
10E204 1102 3400 00 000000	JH COMMUNICATION/POSTAGE	5,000.00	0.00	619.30	4,380.70	0.00	3,344.40	12.39
10E204 1102 3600 00 000000	JH COPYING	9,000.00	0.00	7,415.47	743.45	0.00	10,185.10	82.39
10E204 1102 4100 00 000000	JH SUPPLIES	40,000.00	513.29	15,167.74	23,122.86	1,709.40	29,263.98	37.92
10E204 1102 4100 00 000002	TRAUMA-INFORMED SUPPLIES	2,000.00	0.00	810.11	1,008.25	181.64	2,405.01	40.51

Account Number	Account Level Description Account Number	2023-24 Original Budget	December 2023-24 Monthly Activity	2023-24 FYTD Activity	2023-24 Available Funds	Encumbered Amount	2022-23 FY Activity	2023-24 FYTD %
10	EDUCATIONAL FUND							
10E204 1102 4110 00 000000	JH RE-SALE ITEMS	4,000.00	0.00	0.00	4,000.00	0.00	0.00	0.00
10E204 1102 4130 00 000000	JH VOCAL MUSIC	8,500.00	0.00	1,591.13	4,896.34	2,012.53	6,460.50	18.72
10E204 1102 4140 00 000000	JH INSTRUMENTAL MUSIC	9,000.00	271.00	3,805.14	5,106.97	87.89	8,621.67	42.28
10E204 1102 4200 00 000000	JH TEXTBOOKS	50,000.00	0.00	0.00	50,000.00	0.00	0.00	0.00
10E204 1102 5400 00 000000	JH CAPITAL OUTLAY	2,000.00	0.00	0.00	-2,900.00	4,900.00	879.97	0.00
10E204 1102 5400 00 000001	JH CAPITAL OUTLAY 2500+	0.00	0.00	0.00	0.00	0.00	0.00	0.00
10E204 1102 5440 00 000000	JH CAPITAL OUTLAY MUSIC	12,000.00	0.00	13,386.67	-1,386.67	0.00	9,760.30	111.56
10E204 1102 6400 00 000000	JH DUES/FEES	5,000.00	300.00	1,860.00	2,060.00	1,080.00	2,832.00	37.20
10E204 1102 8000 00 000000	JH POST RETIREMENT	18,195.00	0.00	18,194.70	0.30	0.00	20,936.00	100.00
10E105 1103 1120 00 000000	HS EXT TEACHER SALARY	223,000.00	18,092.50	107,556.64	115,443.36	0.00	210,084.08	48.23
10E303 1103 1120 00 000000	HS SALARY	4,500,000.00	360,622.28	2,118,371.17	2,381,628.83	0.00	4,076,648.82	47.07
10E303 1103 1130 00 000000	HS SALARY INCREMENT	150,000.00	13,756.82	77,488.22	72,511.78	0.00	137,056.25	51.66
10E303 1103 1130 00 000001	HS 3 CIRCLE AG GRANT SALARY	8,200.00	1,602.70	6,410.80	1,789.20	0.00	7,918.56	78.18
10E303 1103 1130 00 000002	LOCAL 3 CIRCLE AG GRANT SAL	8,200.00	79.98	3,138.52	5,061.48	0.00	10,082.48	38.27
10E303 1103 1130 00 000003	ED CAREER GRANT STIPEND	1,000.00	0.00	0.00	1,000.00	0.00	2,000.00	0.00
10E105 1103 1200 00 000000	ADAMS SUB TEACHER	2,500.00	330.00	990.00	1,510.00	0.00	1,845.00	39.60
10E303 1103 1200 00 000000	HS SUB TEACHER	110,000.00	14,197.78	41,882.23	68,117.77	0.00	146,345.00	38.07
10E303 1103 1300 00 000000	HS SALARY EXTRA	40,000.00	8,428.80	23,027.70	16,972.30	0.00	62,179.60	57.57
10E303 1103 2100 00 000000	HS TRS-R	0.00	0.00	0.00	0.00	0.00	128.30	0.00
10E105 1103 2110 00 000000	HS TRS 9.4% Adams	22,000.00	1,789.36	7,157.38	14,842.62	0.00	20,879.99	32.53
10E303 1103 2110 00 000000	HS TRS 9%	444,000.00	36,412.57	144,713.04	299,286.96	0.00	386,131.56	32.59
10E303 1103 2110 00 000001	HS 3 CIRCLE AG GRANT TRS 9%	950.00	158.50	634.00	316.00	0.00	982.69	66.74
10E303 1103 2110 00 000002	LOCAL 3 CIRCLE AG GRANT TRS	950.00	7.92	31.68	918.32	0.00	758.90	3.33
10E303 1103 2110 00 000003	ED Career Grant TRS	100.00	0.00	0.00	100.00	0.00	197.80	0.00
10E303 1103 2120 00 000000	HS IMRF	8,000.00	670.32	3,934.32	4,065.68	0.00	7,200.98	49.18
10E105 1103 2170 00 000000	HS TRS .58% Adams	1,450.00	116.08	463.67	986.33	0.00	1,353.04	31.98
10E303 1103 2170 00 000000	HS TRS .58%	28,600.00	2,417.57	9,539.32	19,060.68	0.00	27,184.34	33.35
10E303 1103 2170 00 000001	HS 3 CIRCLE AG GRANT .58%	60.00	10.22	40.88	19.12	0.00	63.43	68.13
10E303 1103 2170 00 000002	LOCAL 3 CIRCLE AG GR TRS .5	60.00	0.52	2.08	57.92	0.00	48.96	3.47
10E303 1103 2170 00 000003	Ed Career Grant TRS .58%	15.00	0.00	0.00	15.00	0.00	12.76	0.00
10E105 1103 2220 00 000000	HS EXT HEALTH INSURANCE	44,000.00	3,597.52	21,543.16	22,456.84	0.00	41,554.60	48.96
10E303 1103 2220 00 000000	HS HEALTH INSURANCE	723,000.00	55,969.39	338,917.63	384,082.37	0.00	672,426.03	46.88
10E105 1103 2250 00 000000	HS TRS Health ADAMS	4,000.00	312.87	1,250.76	2,749.24	0.00	3,649.24	31.27
10E303 1103 2250 00 000000	HS TRS HEALTH INSURANCE	80,000.00	6,431.29	25,480.14	54,519.86	0.00	72,213.25	31.85
10E303 1103 2250 00 000001	HS 3 CIRCLE AG GRANT TRS H.	200.00	27.66	110.64	89.36	0.00	171.38	55.32
10E303 1103 2250 00 000002	LOCAL 3 CIRCLE TRS HEALTH I	200.00	1.38	5.52	194.48	0.00	132.44	2.76
10E303 1103 2250 00 000003	Ed Career Grant TRS Health	20.00	0.00	0.00	20.00	0.00	34.52	0.00
10E303 1103 3190 00 000000	HS PURCHASED SERVICES	60,000.00	0.00	7,672.75	52,327.25	0.00	59,832.18	12.79

Account Number	Account Level Description Account Number	2023-24 Original Budget	December 2023-24 Monthly Activity	2023-24 FYTD Activity	2023-24 Available Funds	Encumbered Amount	2022-23 FY Activity	2023-24 FYTD %
10	EDUCATIONAL FUND							
10E303 1103 3190 00 000001	HS OTHER PURCHASED SERVICES	5,000.00	0.00	0.00	5,000.00	0.00	0.00	0.00
10E303 1103 3190 00 000002	HS TUITION	20,000.00	900.00	9,663.32	10,336.68	0.00	19,823.20	48.32
10E303 1103 3190 00 000004	AG GRANT Purchased Services	60.00	0.00	0.00	60.00	0.00	7,212.00	0.00
10E303 1103 3220 00 000000	HS CLEANING SERVICES	6,000.00	800.00	800.00	5,200.00	0.00	3,263.00	13.33
10E303 1103 3230 00 000000	HS EQUIP MAINT/USAGE	1,500.00	0.00	0.00	1,500.00	0.00	1,500.00	0.00
10E303 1103 3320 00 000000	HS TRAVEL	22,000.00	30,141.24	35,512.07	-14,896.79	1,203.00	13,795.47	161.42
10E303 1103 3400 00 000000	HS COMMUNICATION/POSTAGE	7,000.00	429.75	2,936.44	4,063.56	0.00	4,464.69	41.95
10E303 1103 3600 00 000000	HS COPIERS	15,000.00	0.00	11,128.00	2,609.82	0.00	14,641.45	74.19
10E303 1103 3630 00 000000	HS YEARBOOK	20,000.00	0.00	5,007.27	14,992.73	0.00	0.00	25.04
10E000 1103 4100 00 000001	DIST. CLASS/OFF FURN	40,000.00	0.00	40,005.26	-5.26	0.00	47,073.85	100.01
10E303 1103 4100 00 000000	HS SUPPLIES	125,000.00	7,808.52	40,023.04	73,731.66	10,390.07	126,502.74	32.02
10E303 1103 4100 00 000003	MHS DR DONATION SUPPLIES	80,000.00	0.00	79,728.95	271.05	0.00	44,936.80	99.66
10E303 1103 4100 00 000004	HS AG GRANT SUPPLIES	3,058.00	0.00	2,411.47	386.53	260.00	0.00	78.86
10E303 1103 4100 00 000005	HS SUPPLIESR	8,000.00	0.00	2,100.29	5,899.71	0.00	7,074.81	26.25
10E303 1103 4100 00 000006	HS ED CAREER GRANT SUPPLIES	1,000.00	-660.00	15.00	445.00	540.00	-1,370.62	1.50
10E303 1103 4110 00 000000	HS RE-SALE ITEMS	4,000.00	0.00	3,322.00	678.00	0.00	7,555.96	83.05
10E303 1103 4130 00 000000	HS VOCAL MUSIC	4,200.00	0.00	5,249.32	-1,512.77	463.45	3,343.02	124.98
10E303 1103 4130 00 000001	MADIGRAL EXPENSE	11,300.00	1,903.00	5,697.15	1,087.37	4,515.48	7,769.13	50.42
10E303 1103 4130 00 000002	SPRING MUSICAL EXPENSE	24,000.00	0.00	5,556.12	18,443.88	0.00	20,998.43	23.15
10E303 1103 4140 00 000000	HS INSTRUMENTAL MUSIC	18,000.00	0.00	5,837.20	10,649.46	1,513.34	7,838.36	32.43
10E303 1103 4141 00 000000	BAND UNIFORMS	0.00	0.00	0.00	0.00	0.00	0.00	0.00
10E303 1103 4200 00 000000	HS TEXTBOOKS	45,000.00	3,011.13	16,668.71	25,673.29	2,658.00	37,082.00	37.04
10E303 1103 5400 00 000000	HS CAPITAL OUTLAY	10,000.00	0.00	1,885.98	5,664.02	2,450.00	3,791.08	18.86
10E303 1103 5400 00 000004	HS AG GRANT CAPITAL OUTLAY	650.00	0.00	0.00	650.00	0.00	0.00	0.00
10E303 1103 5440 00 000000	HS MUSIC CAPITAL OUTLAY	21,000.00	0.00	0.00	21,000.00	0.00	0.00	0.00
10E303 1103 5440 00 000001	HS MUSIC DONATION EQUIP	0.00	0.00	0.00	0.00	0.00	0.00	0.00
10E303 1103 6400 00 000000	HS DUES/FEES	7,000.00	0.00	1,343.59	5,656.41	0.00	1,512.98	19.19
10E303 1103 8000 00 000000	HS POST RETIREMENT	0.00	0.00	0.00	0.00	0.00	15,846.15	0.00
10E902 1250 1120 30 000000	TITLE I SALARY	554,000.00	0.00	0.00	554,000.00	0.00	0.00	0.00
10E902 1250 1120 30 105000	ADAMS TITLE I SALARY	0.00	5,299.46	21,197.84	-21,197.84	0.00	9,223.24	0.00
10E902 1250 1120 30 107000	JEFFERSON TITLE I SALARY	0.00	5,509.42	22,422.46	-22,422.46	0.00	16,121.12	0.00
10E902 1250 1120 30 108000	LINCOLN TITLE I SALARY	0.00	19,506.34	78,025.36	-78,025.36	0.00	17,696.96	0.00
10E902 1250 1120 30 109000	LONGFELLOW TITLE I SALARY	0.00	9,599.42	38,397.68	-38,397.68	0.00	5,606.12	0.00
10E902 1250 1120 30 110000	WASHINGTON TITLE I SALARY	0.00	16,024.22	64,481.66	-64,481.66	0.00	35,554.06	0.00
10E930 1250 1120 30 000000	TITLE I: SAL, TEACHER	170,000.00	0.00	26,613.90	143,386.10	0.00	300.00	15.66
10E930 1250 1120 30 105000	ADAMS TITLE I SALARY	0.00	574.10	12,612.60	-12,612.60	0.00	55,597.62	0.00
10E930 1250 1120 30 107000	JEFFERSON TITLE I SALARY	0.00	574.10	14,331.80	-14,331.80	0.00	64,193.62	0.00
10E930 1250 1120 30 108000	LINCOLN TITLE I SALARY	0.00	574.10	37,368.40	-37,368.40	0.00	179,376.62	0.00

Account Number	Account Level Description Account Number	2023-24 Original Budget	December 2023-24 Monthly Activity	2023-24 FYTD Activity	2023-24 Available Funds	Encumbered Amount	2022-23 FY Activity	2023-24 FYTD %
10	EDUCATIONAL FUND							
10E930 1250 1120 30 109000	LONGFELLOW TITLE I SALARY	0.00	574.10	20,878.44	-20,878.44	0.00	96,926.82	0.00
10E930 1250 1120 30 110000	WASHINGTON TITLE I SALARY	0.00	574.10	40,016.32	-40,016.32	0.00	192,394.07	0.00
10E935 1250 1120 00 000004	TITLE SIP JH SALARY	0.00	0.00	0.00	0.00	0.00	0.00	0.00
10E935 1250 1120 00 000005	TITLE SIP AD SALARY	0.00	0.00	0.00	0.00	0.00	0.00	0.00
10E960 1250 1120 30 000000	Esser II Salary	138,476.00	0.00	145,936.49	-7,460.49	0.00	498,698.70	105.39
10E936 1250 1130 00 000004	Title SIP MJHS Stipend	0.00	0.00	0.00	0.00	0.00	0.00	0.00
10E936 1250 1130 00 000005	Title SIP Adams Stipend	0.00	0.00	0.00	0.00	0.00	0.00	0.00
10E965 1250 1130 30 000000	ESSER III CERT SALARY	981,572.00	30,702.37	177,303.79	804,268.21	0.00	255,921.59	18.06
10E960 1250 1150 30 000000	ESSER 2 SALARIES	10,763.00	0.00	10,763.00	0.00	0.00	65,785.00	100.00
10E965 1250 1150 30 000000	ESSER III SALARIES	50,000.00	0.00	0.00	50,000.00	0.00	133.20	0.00
10E940 1250 1190 30 000000	Esser Grant Salary	0.00	0.00	0.00	0.00	0.00	0.00	0.00
10E930 1250 1300 30 000000	TITLE I SUMMER SCHOOL	0.00	0.00	0.00	0.00	0.00	0.00	0.00
10E960 1250 1300 30 000000	ESSER 2 SALARIES	0.00	0.00	0.00	0.00	0.00	2,565.00	0.00
10E902 1250 2100 30 000000	TITLE I FEDERAL TRS	65,000.00	0.00	0.00	65,000.00	0.00	0.00	0.00
10E902 1250 2100 30 105000	AD TITLE I TRS	0.00	617.29	2,469.19	-2,469.19	0.00	6.61	0.00
10E902 1250 2100 30 107000	JE TITLE I TRS	0.00	641.76	2,611.86	-2,611.86	0.00	6.61	0.00
10E902 1250 2100 30 108000	LI TITILE I TRS	0.00	2,272.18	9,088.72	-9,088.72	0.00	6.61	0.00
10E902 1250 2100 30 109000	LO TITILE I TRS	0.00	1,118.16	4,472.64	-4,472.64	0.00	6.61	0.00
10E902 1250 2100 30 110000	WA TITLE I TRS	0.00	1,866.58	7,511.14	-7,511.14	0.00	6.62	0.00
10E930 1250 2100 30 000000	TITLE I: TRS BRD 10.5	5,500.00	0.00	2,746.26	2,753.74	0.00	34.58	49.93
10E930 1250 2100 30 105000	AD TITLE I TRS	0.00	66.88	267.52	-267.52	0.00	7,598.21	0.00
10E930 1250 2100 30 107000	JE TITLE I TRS	0.00	66.88	267.52	-267.52	0.00	8,787.38	0.00
10E930 1250 2100 30 108000	LI TITLE I TRS	0.00	66.88	267.52	-267.52	0.00	24,720.55	0.00
10E930 1250 2100 30 109000	LO TITILE I TRS	0.00	66.88	267.52	-267.52	0.00	13,315.07	0.00
10E930 1250 2100 30 110000	WA TITLE I TRS	0.00	66.84	267.36	-267.36	0.00	26,551.84	0.00
10E935 1250 2100 00 000004	TITLE SIP FED TRS	0.00	0.00	0.00	0.00	0.00	0.00	0.00
10E935 1250 2100 00 000005	TITLE SIP FED TRS	0.00	0.00	0.00	0.00	0.00	0.00	0.00
10E960 1250 2100 30 000000	ESSER 2 FED TRS	14,673.00	0.00	14,673.45	-0.45	0.00	51,164.17	100.00
10E965 1250 2100 30 000000	ESSER III FED TRS	114,350.00	2,936.79	14,028.83	100,321.17	0.00	32,489.30	12.27
10E902 1250 2110 30 000000	TITLE I 9% TRS	55,000.00	0.00	0.00	55,000.00	0.00	0.00	0.00
10E902 1250 2110 30 105000	AD TITLE I TRS	0.00	524.12	2,096.44	-2,096.44	0.00	5.67	0.00
10E902 1250 2110 30 107000	JE TITLE I TRS	0.00	544.88	2,217.58	-2,217.58	0.00	5.67	0.00
10E902 1250 2110 30 108000	LI TITLE I TRS	0.00	1,929.21	7,716.83	-7,716.83	0.00	5.67	0.00
10E902 1250 2110 30 109000	LO TITLE I TRS	0.00	949.38	3,797.52	-3,797.52	0.00	5.67	0.00
10E902 1250 2110 30 110000	WA TITLE I TRS	0.00	1,584.84	6,377.41	-6,377.41	0.00	5.68	0.00
10E930 1250 2110 30 000000	TITLE I: TRS BRD 9.8901%	5,264.00	0.00	2,632.15	2,631.85	0.00	29.67	50.00
10E930 1250 2110 30 105000	AD TITLE I TRS	0.00	56.78	227.12	-227.12	0.00	6,518.94	0.00
10E930 1250 2110 30 107000	JE TITLE I TRS	0.00	56.78	227.12	-227.12	0.00	7,539.17	0.00

Account Number	Account Level Description Account Number	2023-24 Original Budget	December 2023-24 Monthly Activity	2023-24 FYTD Activity	2023-24 Available Funds	Encumbered Amount	2022-23 FY Activity	2023-24 FYTD %
10	EDUCATIONAL FUND							
10E930 1250 2110 30 108000	LI TITLE I TRS	0.00	56.78	227.12	-227.12	0.00	21,209.13	0.00
10E930 1250 2110 30 109000	LO TITLE I TRS	0.00	56.78	227.12	-227.12	0.00	11,423.85	0.00
10E930 1250 2110 30 110000	WA TITLE I TRS	0.00	56.78	227.13	-227.13	0.00	22,780.33	0.00
10E960 1250 2110 30 000000	ESSER 2 TRS 9%	12,456.00	0.00	12,456.38	-0.38	0.00	46,254.80	100.00
10E965 1250 2110 30 000000	ESSER III TRS	97,100.00	3,036.48	14,073.69	83,026.31	0.00	27,867.43	14.49
10E960 1250 2120 30 000000	ESSER 2 IMRF	400.00	0.00	400.27	-0.27	0.00	1,765.56	100.07
10E965 1250 2120 30 000000	ESSER III IMRF	2,500.00	0.00	0.00	2,500.00	0.00	0.00	0.00
10E902 1250 2170 30 000000	TITLE I .58% TRS	3,600.00	0.00	0.00	3,600.00	0.00	0.00	0.00
10E902 1250 2170 30 105000	AD TITLE I .58% TRS	0.00	33.82	135.28	-135.28	0.00	0.37	0.00
10E902 1250 2170 30 107000	JE TITLE I .58% TRS	0.00	35.16	143.10	-143.10	0.00	0.37	0.00
10E902 1250 2170 30 108000	LI TITLE I .58% TRS	0.00	124.47	497.90	-497.90	0.00	0.37	0.00
10E902 1250 2170 30 109000	LO TITLE I .58% TRS	0.00	61.26	245.03	-245.03	0.00	0.37	0.00
10E902 1250 2170 30 110000	WA TITLE I .58% TRS	0.00	102.24	411.41	-411.41	0.00	0.35	0.00
10E930 1250 2170 30 000000	TITLE I: TRS .58%	340.00	0.00	169.78	170.22	0.00	1.91	49.94
10E930 1250 2170 30 105000	AD TITLE I .58% TRS	0.00	3.66	14.64	-14.64	0.00	420.65	0.00
10E930 1250 2170 30 107000	JE TITLE I .58% TRS	0.00	3.66	14.64	-14.64	0.00	486.43	0.00
10E930 1250 2170 30 108000	LI TITLE I .58% TRS	0.00	3.66	14.64	-14.64	0.00	1,368.51	0.00
10E930 1250 2170 30 109000	LO TITLE I .58% TRS	0.00	3.66	14.64	-14.64	0.00	736.99	0.00
10E930 1250 2170 30 110000	WA TITLE I .58% TRS	0.00	3.68	14.72	-14.72	0.00	1,469.05	0.00
10E960 1250 2170 30 000000	ESSER 2 TRS .58%	824.00	0.00	824.21	-0.21	0.00	3,043.72	100.03
10E965 1250 2170 30 000000	ESSER III TRS .58%	6,300.00	195.89	909.38	5,390.62	0.00	1,798.15	14.43
10E902 1250 2220 30 000000	TITLE I HEALTH INSURANCE	91,900.00	0.00	0.00	91,900.00	0.00	0.00	0.00
10E902 1250 2220 30 105000	AD TITLE I HEALTH INS	0.00	911.66	3,646.64	-3,646.64	0.00	1,381.30	0.00
10E902 1250 2220 30 107000	JE TITLE I HEALTH INS	0.00	553.74	2,214.96	-2,214.96	0.00	725.74	0.00
10E902 1250 2220 30 108000	LI TITLE I HEALTH INS	0.00	4,546.78	18,187.12	-18,187.12	0.00	5,435.36	0.00
10E902 1250 2220 30 109000	LO TITLE I HEALTH INS	0.00	2,553.82	10,215.28	-10,215.28	0.00	1,811.80	0.00
10E902 1250 2220 30 110000	WA TITLE I HEALTH INS	0.00	3,306.42	13,225.68	-13,225.68	0.00	5,730.60	0.00
10E930 1250 2220 30 000000	TITLE I: HEALTH INSURANC	18,840.00	0.00	0.00	18,840.00	0.00	0.00	0.00
10E930 1250 2220 30 105000	AD TITLE I HEALTH INS	0.00	0.00	1,779.92	-1,779.92	0.00	8,682.60	0.00
10E930 1250 2220 30 107000	JE TITLE I HEALTH INS	0.00	0.00	1,075.86	-1,075.86	0.00	5,221.20	0.00
10E930 1250 2220 30 108000	LI TITLE I HEALTH INS	0.00	0.00	8,877.08	-8,877.08	0.00	43,303.00	0.00
10E930 1250 2220 30 109000	LO TITLE I HEALTH INS	0.00	0.00	4,986.04	-4,986.04	0.00	24,322.16	0.00
10E930 1250 2220 30 110000	WA TITLE I HEALTH INS	0.00	0.00	6,450.06	-6,450.06	0.00	31,658.55	0.00
10E960 1250 2220 30 000000	ESSER 2 HEALTH INSURANCE	0.00	0.00	723.54	-723.54	0.00	11,636.33	0.00
10E965 1250 2220 30 000000	ESSER 3 HEALTH INSURANCE	48,000.00	3,341.60	21,810.76	26,189.24	0.00	51,314.35	45.44
10E902 1250 2250 30 000000	TITLE I TRS HEALTH	10,000.00	0.00	0.00	10,000.00	0.00	0.00	0.00
10E902 1250 2250 30 105000	AD TITLE I TRS HEALTH	0.00	91.44	365.76	-365.76	0.00	0.99	0.00
10E902 1250 2250 30 107000	JE TITLE I TRS HEALTH	0.00	95.08	386.95	-386.95	0.00	0.99	0.00

Account Number	Account Level Description Account Number	2023-24 Original Budget	December 2023-24 Monthly Activity	2023-24 FYTD Activity	2023-24 Available Funds	Encumbered Amount	2022-23 FY Activity	2023-24 FYTD %
10	EDUCATIONAL FUND							
10E902 1250 2250 30 108000	LI TITLE I TRS HEALTH	0.00	336.56	1,346.24	-1,346.24	0.00	0.99	0.00
10E902 1250 2250 30 109000	LO TITLE I TRS HEALTH	0.00	165.62	662.48	-662.48	0.00	0.99	0.00
10E902 1250 2250 30 110000	WA TITLE I TRS HEALTH	0.00	276.43	1,112.39	-1,112.39	0.00	0.99	0.00
10E930 1250 2250 30 000000	TITLE I: HEALTH INS .5%	1,000.00	0.00	459.17	540.83	0.00	5.18	45.92
10E930 1250 2250 30 105000	AD TITLE I TRS HEALTH	0.00	9.90	39.60	-39.60	0.00	1,137.31	0.00
10E930 1250 2250 30 107000	JE TITLE I TRS HEALTH	0.00	9.90	39.60	-39.60	0.00	1,315.36	0.00
10E930 1250 2250 30 108000	LI TITLE I TRS HEALTH	0.00	9.90	39.60	-39.60	0.00	3,699.84	0.00
10E930 1250 2250 30 109000	LO TITLE I TRS HEALTH	0.00	9.90	39.60	-39.60	0.00	1,992.88	0.00
10E930 1250 2250 30 110000	WA TITLE I TRS HEALTH	0.00	9.92	39.68	-39.68	0.00	3,974.09	0.00
10E935 1250 2250 00 000005	TITLE SIP TRS THIS	0.00	0.00	0.00	0.00	0.00	0.00	0.00
10E936 1250 2250 00 000004	JH TITLE SIP TRS HEALTH	0.00	0.00	0.00	0.00	0.00	0.00	0.00
10E960 1250 2250 30 000000	ESSER 2 TRS HEALTH	4,394.00	0.00	2,196.90	2,197.10	0.00	8,138.51	50.00
10E965 1250 2250 30 000000	ESSER III TRS THIS	17,000.00	529.70	2,456.91	14,543.09	0.00	4,861.80	14.45
10E902 1250 3190 30 105000	ADAMS TITLE I PURCHASE SERV	0.00	0.00	0.00	0.00	0.00	0.00	0.00
10E902 1250 3190 30 107000	JEFFERSON TITLE I PURCHASE	0.00	0.00	0.00	0.00	0.00	0.00	0.00
10E902 1250 3190 30 108000	LINCOLN TITLE I PURCHASE SE	0.00	0.00	0.00	0.00	0.00	0.00	0.00
10E902 1250 3190 30 109000	LONFELLOW TITLE I PURCHASE	0.00	0.00	0.00	0.00	0.00	0.00	0.00
10E902 1250 3190 30 110000	WASHINGTO TITLE I PURCHASE	0.00	0.00	0.00	0.00	0.00	0.00	0.00
10E930 1250 3190 30 000000	Title I Contractual Service	0.00	0.00	0.00	0.00	0.00	0.00	0.00
10E930 1250 3190 30 105000	Title 1 Contractual Service	0.00	0.00	0.00	0.00	0.00	0.00	0.00
10E930 1250 3190 30 107000	Title 1 Contractual Service	0.00	0.00	0.00	0.00	0.00	0.00	0.00
10E930 1250 3190 30 108000	Title 1 Contractual Service	0.00	0.00	0.00	0.00	0.00	0.00	0.00
10E930 1250 3190 30 109000	Title 1 Contractual Serv	0.00	0.00	0.00	0.00	0.00	0.00	0.00
10E930 1250 3190 30 110000	Title 1 Contractual Service	0.00	0.00	0.00	0.00	0.00	0.00	0.00
10E935 1250 3190 00 000004	JH TITLE SIP PURCH SERV	0.00	0.00	0.00	0.00	0.00	0.00	0.00
10E935 1250 3190 00 000005	AD TITLE SIP PURCH SERV	0.00	0.00	0.00	0.00	0.00	0.00	0.00
10E936 1250 3190 00 000004	Title SIP MJHS Purchase Ser	0.00	0.00	0.00	0.00	0.00	0.00	0.00
10E936 1250 3190 00 000005	Title SIP Adams Purchase Se	0.00	0.00	0.00	0.00	0.00	0.00	0.00
10E953 1250 3190 00 000000	FY23 Digital Equity 3 Pur S	0.00	0.00	0.00	0.00	0.00	39,270.00	0.00
10E954 1250 3190 00 000000	Digital Equity 4 purchase s	13,820.00	0.00	13,820.00	0.00	0.00	0.00	100.00
10E960 1250 3190 30 000000	ESSER II PURCHASE SERVICES	0.00	0.00	0.00	0.00	0.00	3,440.00	0.00
10E965 1250 3190 30 000000	ESSER III: PURCHASE SERVICE	485,000.00	0.00	141,240.50	343,759.50	0.00	40,013.50	29.12
10E902 1250 4100 30 000000	TITLE I SUPPLIES	313.00	0.00	0.00	313.00	0.00	91,814.27	0.00
10E902 1250 4100 30 105000	ADAMS TITLE I SUPPLIES	0.00	0.00	1,397.60	-1,523.08	125.48	0.00	0.00
10E902 1250 4100 30 107000	JEFFERSON TITLE I SUPPLIES	0.00	0.00	2,308.91	-3,596.66	1,287.75	4,936.67	0.00
10E902 1250 4100 30 108000	LINCOLN TITLE I SUPPLIES	0.00	0.00	2,151.20	-2,653.12	501.92	2,316.80	0.00
10E902 1250 4100 30 109000	LONGFELLOW TITLE I SUPPLIES	0.00	0.00	2,308.91	-3,596.66	1,287.75	774.40	0.00
10E902 1250 4100 30 110000	WASHINGTON TITLE I SUPPLIES	0.00	0.00	1,397.60	-1,899.52	501.92	4,631.07	0.00

Account Number	Account Level Description Account Number	2023-24 Original Budget	December 2023-24 Monthly Activity	2023-24 FYTD Activity	2023-24 Available Funds	Encumbered Amount	2022-23 FY Activity	2023-24 FYTD %
10	EDUCATIONAL FUND							
10E930 1250 4100 30 000000	TITLE I: INSTRUCTIONAL MATE	24,000.00	0.00	23,156.32	843.68	0.00	250,495.07	96.48
10E930 1250 4100 30 105000	AD TITLE I SUPPLIES	0.00	0.00	5,785.02	-5,785.02	0.00	0.00	0.00
10E930 1250 4100 30 107000	JE TITLE I SUPPLIES	0.00	0.00	4,730.69	-4,730.69	0.00	0.00	0.00
10E930 1250 4100 30 108000	LI TITLE I SUPPLIES	0.00	0.00	18,118.03	-18,118.03	0.00	0.00	0.00
10E930 1250 4100 30 109000	LO TITLE I SUPPLIES	0.00	0.00	4,939.98	-4,939.98	0.00	0.00	0.00
10E930 1250 4100 30 110000	WA TITLE I SUPPLIES	0.00	0.00	17,291.95	-17,291.95	0.00	3,220.00	0.00
10E935 1250 4100 00 000004	JH TITLE I 1003A SUPPLIES	18,000.00	0.00	18,615.42	-615.42	0.00	1,139.25	103.42
10E935 1250 4100 00 000005	AD TITLE I 1003A SUPPLIES	7,900.00	0.00	8,766.62	-1,777.93	911.31	0.00	110.97
10E935 1250 4100 00 000007	JE TITLE I 1003A SUPPLIES	0.00	0.00	0.00	0.00	0.00	0.00	0.00
10E936 1250 4100 00 000004	JH TITLE I SIP SUPPLIES	0.00	0.00	0.00	0.00	0.00	19,267.19	0.00
10E936 1250 4100 00 000005	Title SIP Adams Supplies	0.00	0.00	2,601.01	-2,601.01	0.00	4,707.24	0.00
10E953 1250 4100 00 000000	FY23 Digital Equity 3 Suppl	0.00	0.00	53,323.00	-62,818.90	9,495.90	318,441.00	0.00
10E954 1250 4100 00 000000	Digital Equity 4 Supplies	121,180.00	0.00	121,180.00	0.00	0.00	0.00	100.00
10E960 1250 4100 30 000000	ESSER II: Supplies	611.00	199.77	41,543.22	-46,334.72	5,402.50	420,624.93	6,799.22
10E965 1250 4100 30 000000	ESSER III: SUPPLIES	130,262.00	131.94	109,444.72	19,120.28	1,697.00	137,546.35	84.02
10E902 1250 5400 30 105000	ADAMS TITLE I CAP OUTLAY	0.00	0.00	0.00	0.00	0.00	0.00	0.00
10E902 1250 5400 30 107000	JEFFERSON TITLE I CAP OUTLA	0.00	0.00	0.00	0.00	0.00	0.00	0.00
10E902 1250 5400 30 108000	LINCOLN TITLE I CAP OUTLAY	0.00	0.00	0.00	0.00	0.00	0.00	0.00
10E902 1250 5400 30 109000	LONGFELLOW TITLE I CAP OUTL	0.00	0.00	0.00	0.00	0.00	0.00	0.00
10E902 1250 5400 30 110000	WASHINGTON TITLE I CAP OUTL	0.00	0.00	0.00	0.00	0.00	0.00	0.00
10E935 1250 5400 00 000004	JH TITLE I 1003A CAPITAL OU	0.00	0.00	0.00	0.00	0.00	0.00	0.00
10E935 1250 5400 00 000005	AD TITLE I 1003A CAPITAL OU	0.00	0.00	0.00	0.00	0.00	0.00	0.00
10E935 1250 5400 00 000007	JE TITLE I 1003A CAPITAL OU	0.00	0.00	0.00	0.00	0.00	0.00	0.00
10E953 1250 5400 00 000000	Digital Equity 3 Capital Ou	0.00	0.00	0.00	0.00	0.00	216,494.00	0.00
10E954 1250 5400 00 000000	Digital Equity 4 Capital Ou	93,000.00	0.00	93,000.00	0.00	0.00	0.00	100.00
10E965 1250 5400 30 000000	ESSER III: CAPTIAL OUTLAY	14,372.00	0.00	0.00	14,372.00	0.00	0.00	0.00
10E000 1251 4100 00 000000	McKinney Vento Supplies	0.00	4,801.77	6,789.13	-10,159.08	3,102.77	3,848.66	0.00
10E941 1251 4100 00 000000	McKinney Vento ARP Supplies	0.00	0.00	0.00	0.00	0.00	18,654.67	0.00
10E000 1400 1250 20 000000	VOC: SALARY, STUDENTS	50,000.00	5,735.08	27,467.83	22,532.17	0.00	40,007.13	54.94
10E000 1400 3190 20 000000	VOC: PURCHASED SERV	10,000.00	0.00	4,183.95	5,816.05	0.00	12,057.13	41.84
10E000 1400 4100 20 000000	VOC: SUPPLIES	500.00	-3,050.99	0.00	500.00	0.00	222.71	0.00
10E000 1401 1210 21 000000	WCRVS: STIPENDS, TUTORS	0.00	0.00	0.00	0.00	0.00	0.00	0.00
10E000 1401 4100 21 000000	WCRVS: SUPPLIES - TO BE REI	0.00	3,050.99	1,900.00	-7,600.00	5,700.00	0.00	0.00
10E000 1446 4100 00 000004	B;dg Trades - Harvest Crest	100,000.00	7,390.71	42,034.83	37,235.21	15,549.96	23,310.00	42.03
10E000 1500 1120 00 000000	ATHLETIC SALARY	20,000.00	750.60	3,562.56	16,437.44	0.00	11,207.40	17.81
10E204 1500 1120 20 000000	JH BOYS BASKETBALL SALARY	8,700.00	1,207.91	4,786.25	3,913.75	0.00	8,481.72	55.01
10E204 1500 1120 21 000000	JH BASEBALL SALARY	6,500.00	499.86	3,001.52	3,498.48	0.00	6,015.12	46.18
10E204 1500 1120 22 000000	JH SOFTBALL SALARY	7,000.00	288.24	4,352.28	2,647.72	0.00	5,949.96	62.18

Account Number	Account Level Description Account Number	2023-24 Original Budget	December 2023-24 Monthly Activity	2023-24 FYTD Activity	2023-24 Available Funds	Encumbered Amount	2022-23 FY Activity	2023-24 FYTD %
10	EDUCATIONAL FUND							
10E204 1500 1120 23 000000	JH VOLLEYBALL SALARY	6,700.00	0.00	0.00	6,700.00	0.00	6,551.80	0.00
10E204 1500 1120 24 000000	JH CHEERLEADING SALARY	3,200.00	559.82	2,239.28	960.72	0.00	2,838.00	69.98
10E204 1500 1120 25 000000	JH DANCE/POM SALARY	3,200.00	378.78	1,515.12	1,684.88	0.00	2,838.06	47.35
10E204 1500 1120 26 000000	JH BOYS TRACK SALARY	7,600.00	334.08	2,203.44	5,396.56	0.00	7,425.60	28.99
10E204 1500 1120 27 000000	JH CROSS COUNTRY SALARY	7,400.00	284.08	5,055.43	2,344.57	0.00	7,240.32	68.32
10E204 1500 1120 40 000000	JH GIRLS BASKETBALL SALARY	9,000.00	1,519.52	4,309.52	4,690.48	0.00	8,499.72	47.88
10E204 1500 1120 41 000000	JH GIRLS TRACK SALARY	6,600.00	329.90	2,186.76	4,413.24	0.00	6,446.12	33.13
10E204 1500 1120 42 000000	JH CROSS COUNTRY SALARY	0.00	0.00	0.00	0.00	0.00	0.00	0.00
10E303 1500 1120 01 000000	HS FOOTBALL SALARY	40,000.00	1,935.26	18,903.60	21,096.40	0.00	31,869.72	47.26
10E303 1500 1120 02 000000	HS BOYS CROSS COUNTRY SALAR	2,000.00	0.00	0.00	2,000.00	0.00	0.00	0.00
10E303 1500 1120 03 000000	HS BOYS TENNIS SALARY	4,900.00	0.00	805.00	4,095.00	0.00	4,803.76	16.43
10E303 1500 1120 04 000000	HS BOYS SOCCER SALARY	8,300.00	0.00	8,277.44	22.56	0.00	8,159.24	99.73
10E303 1500 1120 05 000000	HS BOYS TRACK SALARY	20,000.00	0.00	4,798.50	15,201.50	0.00	19,438.22	23.99
10E303 1500 1120 06 000000	HS WRESTLING SALARY	9,000.00	1,635.08	3,270.16	5,729.84	0.00	8,159.28	36.34
10E303 1500 1120 07 000000	HS BASEBALL SALARY	15,000.00	370.80	1,447.44	13,552.56	0.00	14,644.68	9.65
10E303 1500 1120 08 000000	HS SOFTBALL SALARY	15,000.00	878.06	5,913.60	9,086.40	0.00	13,512.62	39.42
10E303 1500 1120 09 000000	HS FISHING SALARY	3,000.00	239.92	1,432.68	1,567.32	0.00	2,827.24	47.76
10E303 1500 1120 10 000000	HS BOWLING SALARY	5,000.00	436.22	2,096.98	2,903.02	0.00	4,445.84	41.94
10E303 1500 1120 11 000000	HS VOLLEYBALL SALARY	15,000.00	339.90	10,427.04	4,572.96	0.00	14,292.96	69.51
10E303 1500 1120 12 000000	HS BOYS GOLF SALARY	5,000.00	412.38	2,462.84	2,537.16	0.00	4,862.00	49.26
10E303 1500 1120 13 000000	HS CHEERLEADER SALARY	8,200.00	1,359.58	5,438.32	2,761.68	0.00	8,041.08	66.32
10E303 1500 1120 14 000000	HS DANCE/POM SALARY	11,000.00	903.06	5,393.52	5,606.48	0.00	10,274.44	49.03
10E303 1500 1120 15 000000	HS BOYS BASKETBALL SALARY	25,000.00	1,553.70	9,277.92	15,722.08	0.00	23,711.44	37.11
10E303 1500 1120 31 000000	HS GIRLS BASKETBALL SALARY	16,000.00	4,648.54	9,297.08	6,702.92	0.00	14,963.04	58.11
10E303 1500 1120 32 000000	HS GIRLS CROSS COUNTRY SALA	5,000.00	416.54	2,479.48	2,520.52	0.00	4,862.00	49.59
10E303 1500 1120 33 000000	HS GIRLS TRACK SALARY	15,000.00	529.84	3,834.00	11,166.00	0.00	13,845.60	25.56
10E303 1500 1120 34 000000	HS GIRLS BASKETBALL SALARY	5,000.00	399.88	2,396.20	2,603.80	0.00	4,753.80	47.92
10E303 1500 1120 35 000000	HS GIRLS TENNIS SALARY	5,000.00	408.20	2,446.12	2,553.88	0.00	4,853.68	48.92
10E303 1500 1120 36 000000	HS GIRLS SOCCER SALARY	8,500.00	0.00	1,679.50	6,820.50	0.00	8,159.22	19.76
10E000 1500 1150 00 000000	ATHLETIC SEC	30,000.00	2,384.66	14,732.96	15,267.04	0.00	27,864.79	49.11
10E000 1500 1150 00 000001	Athletic Workers Salary	40,000.00	8,415.00	16,615.00	23,385.00	0.00	37,877.40	41.54
10E000 1500 2100 00 000001	ATHL TRS FED	0.00	194.54	295.30	-295.30	0.00	746.96	0.00
10E000 1500 2110 00 000000	ATHL: TRS 9%	1,800.00	74.22	296.88	1,503.12	0.00	1,002.23	16.49
10E000 1500 2110 00 000001	ATHL: TRS 9%	1,600.00	301.15	542.97	1,057.03	0.00	1,552.52	33.94
10E204 1500 2110 20 000000	JH BOYS BASKETBALL TRS 9%	1,000.00	71.18	284.72	715.28	0.00	842.01	28.47
10E204 1500 2110 21 000000	JH BOYS BASEBALL TRS 9%	700.00	49.44	197.76	502.24	0.00	594.64	28.25
10E204 1500 2110 22 000000	JH SOFTBALL TRS 9%	400.00	28.52	114.08	285.92	0.00	332.40	28.52
10E204 1500 2110 23 000000	JH VOLLEYBALL TRS 9%	400.00	0.00	0.00	400.00	0.00	0.00	0.00

Account Number	Account Level Description Account Number	2023-24 Original Budget	December 2023-24 Monthly Activity	2023-24 FYTD Activity	2023-24 Available Funds	Encumbered Amount	2022-23 FY Activity	2023-24 FYTD %
10	EDUCATIONAL FUND							
10E204 1500 2110 24 000000	JH CHEERLEADING TRS 9%	300.00	0.00	0.00	300.00	0.00	0.00	0.00
10E204 1500 2110 25 000000	JH DANCE/POM TRS 9%	400.00	0.00	0.00	400.00	0.00	0.00	0.00
10E204 1500 2110 26 000000	JH BOYS TRACK TRS 9%	750.00	33.04	132.16	617.84	0.00	723.17	17.62
10E204 1500 2110 27 000000	JH BOYS CROSS COUNTRY TRS 9	750.00	28.10	112.40	637.60	0.00	664.80	14.99
10E204 1500 2110 40 000000	JH GIRLS BASKETBALL TRS 9%	500.00	31.64	126.56	373.44	0.00	374.20	25.31
10E204 1500 2110 41 000000	JH GIRLS TRACK TRS 9%	500.00	32.64	130.56	369.44	0.00	385.92	26.11
10E204 1500 2110 42 000000	JH GIRLS CROSS COUNTRY TRS	0.00	0.00	0.00	0.00	0.00	0.00	0.00
10E303 1500 2110 01 000000	FOOTBALL TRS 9%	2,300.00	191.40	765.59	1,534.41	0.00	1,753.64	33.29
10E303 1500 2110 02 000000	HS BOYS CROSS COUNTRY TRS 9	500.00	0.00	0.00	500.00	0.00	0.00	0.00
10E303 1500 2110 03 000000	HS BOYS TENNIS TRS 9%	500.00	0.00	0.00	500.00	0.00	477.62	0.00
10E303 1500 2110 05 000000	HS BOYS TRACK TRS 9%	1,000.00	0.00	0.00	1,000.00	0.00	0.00	0.00
10E303 1500 2110 06 000000	HS Wrestling TRS 9%	200.00	0.00	0.00	200.00	0.00	0.00	0.00
10E303 1500 2110 07 000000	HS BASEBALL TRS 9%	500.00	36.68	110.04	389.96	0.00	198.74	22.01
10E303 1500 2110 08 000000	HS SOFTBALL TRS 9%	1,100.00	86.82	347.29	752.71	0.00	1,027.48	31.57
10E303 1500 2110 09 000000	HS FISHING TRS 9%	325.00	23.72	94.88	230.12	0.00	280.78	29.19
10E303 1500 2110 10 000000	HS Bowling TRS 9%	500.00	43.14	129.43	370.57	0.00	467.77	25.89
10E303 1500 2110 11 000000	HS VOLLEYBALL TRS 9%	500.00	33.62	134.48	365.52	0.00	397.65	26.90
10E303 1500 2110 12 000000	HS BOYS GOLF TRS 9%	550.00	40.78	163.12	386.88	0.00	482.64	29.66
10E303 1500 2110 13 000000	CHEERLEADER TRS 9%	300.00	0.00	0.00	300.00	0.00	0.00	0.00
10E303 1500 2110 14 000000	HS DANCE/POM PON TRS 9%	1,100.00	89.30	357.20	742.80	0.00	1,057.14	32.47
10E303 1500 2110 15 000000	HS BOYS BASKETBALL TRS 9%	2,500.00	153.66	614.65	1,885.35	0.00	2,282.47	24.59
10E303 1500 2110 31 000000	HS GIRLS BASKETBALL TRS 9%	500.00	100.84	201.68	298.32	0.00	397.62	40.34
10E303 1500 2110 32 000000	HS GIRLS CROSS COUNTRY TRS	600.00	41.20	164.80	435.20	0.00	482.64	27.47
10E303 1500 2110 33 000000	HS GIRLS TRACK TRS 9%	900.00	52.41	209.61	690.39	0.00	785.59	23.29
10E303 1500 2110 34 000000	HS GIRLS GOLF TRS 9%	550.00	39.56	158.24	391.76	0.00	472.79	28.77
10E303 1500 2110 35 000000	HS GIRLS TENNIS TRS 9%	500.00	40.37	161.51	338.49	0.00	482.65	32.30
10E303 1500 2110 36 000000	HS GIRLS SOCCER TRS 9%	100.00	0.00	0.00	100.00	0.00	0.00	0.00
10E000 1500 2120 00 000000	ATHL: IMRF	1,500.00	112.36	694.19	805.81	0.00	1,312.93	46.28
10E000 1500 2120 00 000001	ATHL: IMRF	500.00	127.91	253.48	246.52	0.00	427.64	50.70
10E303 1500 2120 01 000000	FOOTBALL IMRF	500.00	0.00	0.00	500.00	0.00	0.00	0.00
10E303 1500 2120 05 000000	HS Boys Track IMRF	500.00	0.00	226.10	273.90	0.00	317.62	45.22
10E303 1500 2120 06 000000	HS WRESTLING IMRF	100.00	0.00	0.00	100.00	0.00	0.00	0.00
10E303 1500 2120 07 000000	HS Baseball IMRF	200.00	0.00	0.00	200.00	0.00	189.45	0.00
10E303 1500 2120 15 000000	HS BOYS BASKETBALL IMRF	100.00	0.00	0.00	100.00	0.00	0.00	0.00
10E303 1500 2120 31 000000	HS GIRLS BASKETBALL IMRF	200.00	48.04	96.08	103.92	0.00	189.44	48.04
10E303 1500 2120 32 000000	HS Girls CC IMRF	100.00	0.00	0.00	100.00	0.00	0.00	0.00
10E303 1500 2120 33 000000	HS GIRLS TRACK IMRF	200.00	0.00	0.00	200.00	0.00	0.00	0.00
10E303 1500 2120 36 000000	HS Girls Soccer IMRF	150.00	0.00	79.15	70.85	0.00	128.16	52.77

Account Number	Account Level Description Account Number	2023-24 Original Budget	December 2023-24 Monthly Activity	2023-24 FYTD Activity	2023-24 Available Funds	Encumbered Amount	2022-23 FY Activity	2023-24 FYTD %
10	EDUCATIONAL FUND							
10E000 1500 2170 00 000000	ATHL: TRS .58%	100.00	4.80	19.20	80.80	0.00	64.58	19.20
10E000 1500 2170 00 000001	ATHL: TRS .58%	150.00	19.42	35.05	114.95	0.00	101.13	23.37
10E204 1500 2170 20 000000	JH BOYS BASKETBALL TRS .58%	100.00	4.60	18.40	81.60	0.00	54.44	18.40
10E204 1500 2170 21 000000	JH BASEBALL TRS .58%	50.00	3.18	12.74	37.26	0.00	38.35	25.48
10E204 1500 2170 22 000000	JH SOFTBALL TRS .58%	50.00	1.84	7.36	42.64	0.00	21.56	14.72
10E204 1500 2170 23 000000	JH VOLLEYBALL TRS .58%	50.00	0.00	0.00	50.00	0.00	0.00	0.00
10E204 1500 2170 24 000000	JH CHEERLEADING TRS .58%	50.00	0.00	0.00	50.00	0.00	0.00	0.00
10E204 1500 2170 25 000000	JH DANCE/POM PON TRS .58%	50.00	0.00	0.00	50.00	0.00	0.00	0.00
10E204 1500 2170 26 000000	JH BOYS TRACK TRS .58%	50.00	2.12	8.48	41.52	0.00	46.85	16.96
10E204 1500 2170 27 000000	JH BOYS CROSS COUNTRY TRS .	50.00	1.82	7.28	42.72	0.00	42.76	14.56
10E204 1500 2170 40 000000	JH GIRLS BASKETBALL TRS .58	50.00	2.04	8.16	41.84	0.00	24.20	16.32
10E204 1500 2170 41 000000	JH GIRLS TRACK TRS .58%	50.00	2.10	8.40	41.60	0.00	24.86	16.80
10E204 1500 2170 42 000000	JH GIRLS CR COUNTRY TRS .58	0.00	0.00	0.00	0.00	0.00	0.00	0.00
10E303 1500 2170 01 000000	HS FOOTBALL TRS .58%	200.00	12.33	49.32	150.68	0.00	113.41	24.66
10E303 1500 2170 02 000000	HS BOYS CROSS COUNTRY TRS .	50.00	0.00	0.00	50.00	0.00	0.00	0.00
10E303 1500 2170 03 000000	HS BOYS TENNIS TRS .58%	50.00	0.00	0.00	50.00	0.00	30.74	0.00
10E303 1500 2170 05 000000	HS BOYS TRACK TRS .58%	100.00	0.00	0.00	100.00	0.00	0.00	0.00
10E303 1500 2170 06 000000	HS WRESTLING TRS .58%	50.00	0.00	0.00	50.00	0.00	0.00	0.00
10E303 1500 2170 07 000000	HS BASEBALL TRS .58%	100.00	2.36	7.08	92.92	0.00	12.74	7.08
10E303 1500 2170 08 000000	HS SOFTBALL TRS .58%	100.00	5.62	22.48	77.52	0.00	66.17	22.48
10E303 1500 2170 09 000000	HS FISHING TRS .58%	50.00	1.54	6.16	43.84	0.00	18.02	12.32
10E303 1500 2170 10 000000	HS Bowling TRS .58%	50.00	2.78	8.34	41.66	0.00	30.22	16.68
10E303 1500 2170 11 000000	HS VOLLEYBALL TRS .58%	50.00	2.17	8.65	41.35	0.00	25.67	17.30
10E303 1500 2170 12 000000	HS BOYS GOLF TRS .58%	50.00	2.62	10.48	39.52	0.00	31.00	20.96
10E303 1500 2170 13 000000	CHEERLEADING TRS .58%	50.00	0.00	0.00	50.00	0.00	0.00	0.00
10E303 1500 2170 14 000000	HS DANCE/POM TRS .58%	75.00	5.76	23.04	51.96	0.00	68.00	30.72
10E303 1500 2170 15 000000	HS BOYS BASKETBALL TRS .58%	150.00	9.90	39.59	110.41	0.00	147.36	26.39
10E303 1500 2170 31 000000	HS GIRLS BASKETBALL TRS .58	50.00	6.50	13.00	37.00	0.00	25.68	26.00
10E303 1500 2170 32 000000	HS GIRLS CROSS COUNTRY TRS	50.00	2.66	10.64	39.36	0.00	31.18	21.28
10E303 1500 2170 33 000000	HS GIRLS TRACK TRS .58%	100.00	3.37	13.51	86.49	0.00	50.75	13.51
10E303 1500 2170 34 000000	HS GIRLS GOLF TRS .58%	50.00	2.56	10.22	39.78	0.00	30.48	20.44
10E303 1500 2170 35 000000	HS GIRLS TENNIS TRS .58%	50.00	2.60	10.40	39.60	0.00	31.19	20.80
10E303 1500 2170 36 000000	HS GIRLS SOCCER TRS .58%	50.00	0.00	0.00	50.00	0.00	0.00	0.00
10E000 1500 2220 00 000001	HS Health Insurance	0.00	0.00	0.00	0.00	0.00	20.38	0.00
10E303 1500 2220 07 000000		0.00	61.64	184.92	-184.92	0.00	0.00	0.00
10E303 1500 2220 10 000000		0.00	85.80	257.40	-257.40	0.00	0.00	0.00
10E303 1500 2220 33 000000	HS Girls Track Health Ins	700.00	0.00	108.34	591.66	0.00	157.63	15.48
10E000 1500 2250 00 000000	ATHL: HEALTH INS .5% CON	300.00	12.94	51.76	248.24	0.00	174.75	17.25

Account Number	Account Level Description Account Number	2023-24 Original Budget	December 2023-24 Monthly Activity	2023-24 FYTD Activity	2023-24 Available Funds	Encumbered Amount	2022-23 FY Activity	2023-24 FYTD %
10	EDUCATIONAL FUND							
10E000 1500 2250 00 000001	ATHL: HEAL.INS. .5%	300.00	52.53	94.72	205.28	0.00	271.96	31.57
10E204 1500 2250 20 000000	JH BOYS BASKETBALL TRS HEAL	175.00	12.42	49.68	125.32	0.00	146.88	28.39
10E204 1500 2250 21 000000	JH BASEBALL TRS HEALTH INS	150.00	8.62	34.50	115.50	0.00	103.69	23.00
10E204 1500 2250 22 000000	JH SOFTBALL TRS HEALTH INS	100.00	4.98	19.92	80.08	0.00	57.89	19.92
10E204 1500 2250 23 000000	JH VOLLEYBALL TRS HEALTH IN	50.00	0.00	0.00	50.00	0.00	0.00	0.00
10E204 1500 2250 24 000000	JH CHEERLEADING TRS HEALTH	50.00	0.00	0.00	50.00	0.00	0.00	0.00
10E204 1500 2250 25 000000	JH DANCE/POM PON TRS HEALTH	50.00	0.00	0.00	50.00	0.00	0.00	0.00
10E204 1500 2250 26 000000	JH BOYS TRACK TRS HEALTH IN	150.00	5.76	23.04	126.96	0.00	126.13	15.36
10E204 1500 2250 27 000000	JH BOYS CROSS COUNTRY TRS H	200.00	4.90	19.60	180.40	0.00	116.12	9.80
10E204 1500 2250 40 000000	JH GIRLS BASKETBALL TRS HEA	100.00	5.52	22.08	77.92	0.00	65.28	22.08
10E204 1500 2250 41 000000	JH GIRLS TRACK TRS HEALTH I	150.00	5.69	22.73	127.27	0.00	67.32	15.15
10E204 1500 2250 42 000000	JH GIRLS CR CO TRS HEALTH I	0.00	0.00	0.00	0.00	0.00	0.00	0.00
10E303 1500 2250 01 000000	HS FOOTBALL TRS HEALTH INS	400.00	33.39	133.53	266.47	0.00	306.16	33.38
10E303 1500 2250 02 000000	HS BOYS CROSS COUNTRY TRS H	100.00	0.00	0.00	100.00	0.00	0.00	0.00
10E303 1500 2250 03 000000	HS BOYS TENNIS TRS HEALTH I	150.00	0.00	0.00	150.00	0.00	83.29	0.00
10E303 1500 2250 05 000000	HS BOYS TRACK TRS HEALTH IN	150.00	0.00	0.00	150.00	0.00	0.00	0.00
10E303 1500 2250 06 000000	HS Wrestling TRS Health	50.00	0.00	0.00	50.00	0.00	0.00	0.00
10E303 1500 2250 07 000000	HS BASEBALL TRS HEALTH INS	150.00	6.40	19.20	130.80	0.00	34.78	12.80
10E303 1500 2250 08 000000	HS SOFTBALL TRS HEALTH INS	250.00	15.14	60.56	189.44	0.00	179.17	24.22
10E303 1500 2250 09 000000	HS FISHING TRS HEALTH	100.00	4.14	16.56	83.44	0.00	48.96	16.56
10E303 1500 2250 10 000000	HS Bowling TRS Health	100.00	7.52	22.56	77.44	0.00	81.60	22.56
10E303 1500 2250 11 000000	HS VOLLEYBALL TRS HEATLH IN	200.00	5.86	23.44	176.56	0.00	69.36	11.72
10E303 1500 2250 12 000000	HS BOYS GOLF TRS HEALTH INS	200.00	7.12	28.48	171.52	0.00	84.23	14.24
10E303 1500 2250 13 000000	CHEERLEADING TRS HEALTH INS	50.00	0.00	0.00	50.00	0.00	0.00	0.00
10E303 1500 2250 14 000000	HS DANCE/POM TRS HEALTH INS	200.00	15.58	62.32	137.68	0.00	184.51	31.16
10E303 1500 2250 15 000000	HS BOYS BASKETBALL TRS HEAL	425.00	26.80	107.20	317.80	0.00	398.18	25.22
10E303 1500 2250 31 000000	HS GIRLS BASKETBALL TRS HEA	150.00	17.60	35.19	114.81	0.00	69.36	23.46
10E303 1500 2250 32 000000	HS GIRLS CC TRS HEALTH INS	150.00	7.18	28.72	121.28	0.00	84.23	19.15
10E303 1500 2250 33 000000	HS GIRLS TRACK TRS HEALTH I	200.00	9.14	36.56	163.44	0.00	137.12	18.28
10E303 1500 2250 34 000000	HS GIRLS GOLF TRS HEALTH IN	150.00	6.90	27.60	122.40	0.00	82.54	18.40
10E303 1500 2250 35 000000	HS GIRLS TENNIS TRS HEALTH	150.00	7.04	28.16	121.84	0.00	84.23	18.77
10E303 1500 2250 36 000000	HS GIRLS SOCCER TRS HEATLH	0.00	0.00	0.00	0.00	0.00	0.00	0.00
10E303 1500 3120 00 000000	IHSA - CONTRACTUAL	15,000.00	0.00	717.00	14,283.00	0.00	2,261.10	4.78
10E303 1500 3120 01 000000	IHSA FOOTBALL CONTRACTUAL	100.00	0.00	0.00	100.00	0.00	0.00	0.00
10E303 1500 3120 04 000000	IHSA HS BOYS SOCCER CONTRAC	100.00	0.00	0.00	100.00	0.00	0.00	0.00
10E303 1500 3120 10 000000	IHSA BOWLING CONTRACTUAL	0.00	0.00	0.00	0.00	0.00	0.00	0.00
10E000 1500 3190 00 000000	ATHLETIC PURCHASED SERVICES	45,000.00	0.00	25,654.10	19,345.90	0.00	13,388.36	57.01
10E000 1500 3190 03 000000	HS BOYS TENNIS OFFICIALS	0.00	0.00	0.00	0.00	0.00	0.00	0.00

Account Number	Account Level Description Account Number	2023-24 Original Budget	December 2023-24 Monthly Activity	2023-24 FYTD Activity	2023-24 Available Funds	Encumbered Amount	2022-23 FY Activity	2023-24 FYTD %
10	EDUCATIONAL FUND							
10E000 1500 3190 04 000000	HS BOYS SOCCER OFFICIALS	3,100.00	870.00	2,755.00	345.00	0.00	3,010.00	88.87
10E000 1500 3190 05 000000	HS BOYS TRACK OFFICIALS	1,500.00	0.00	0.00	1,500.00	0.00	1,385.00	0.00
10E000 1500 3190 06 000000	WRESTLING OFFICIALS	2,500.00	0.00	0.00	2,150.00	0.00	2,150.00	0.00
10E000 1500 3190 07 000000	BASEBALL OFFICIALS	4,000.00	0.00	0.00	4,000.00	0.00	3,840.00	0.00
10E000 1500 3190 08 000000	SOFTBALL OFFICIALS	3,000.00	0.00	0.00	3,000.00	0.00	2,350.00	0.00
10E000 1500 3190 11 000000	VOLLEYBALL OFFICIALS	3,000.00	210.00	1,630.00	1,370.00	0.00	1,585.00	54.33
10E000 1500 3190 15 000000	HS BOYS BASKEBALL OFFICIALS	7,500.00	0.00	0.00	7,380.00	0.00	6,915.00	0.00
10E000 1500 3190 20 000000	JH BOYS BASKETBALL OFFICIAL	2,600.00	800.00	800.00	1,800.00	0.00	2,385.00	30.77
10E000 1500 3190 21 000000	JH BASEBALL OFFICIALS	1,700.00	0.00	1,330.00	370.00	0.00	1,489.97	78.24
10E000 1500 3190 22 000000	JH SOFTBALL OFFICIALS	2,000.00	0.00	1,180.00	820.00	0.00	1,639.99	59.00
10E000 1500 3190 23 000000	JH VOLLEYBALL OFFICIALS	1,500.00	0.00	0.00	1,500.00	0.00	1,040.00	0.00
10E000 1500 3190 26 000000	JH BOYS TRACK OFFICIALS	1,200.00	0.00	0.00	1,200.00	0.00	432.00	0.00
10E000 1500 3190 27 000000	JH BOYS CROSS COUNTRY OFFIC	200.00	0.00	0.00	200.00	0.00	0.00	0.00
10E000 1500 3190 31 000000	HS GIRLS BASKETBALL OFFICIA	5,000.00	0.00	0.00	3,740.00	0.00	4,140.00	0.00
10E000 1500 3190 32 000000	HS GIRLS CROSS COUNTRY OFFI	100.00	0.00	0.00	100.00	0.00	47.50	0.00
10E000 1500 3190 33 000000	HS GIRLS TRACK OFFICIALS	200.00	0.00	0.00	200.00	0.00	0.00	0.00
10E000 1500 3190 36 000000	HS GIRLS SOCCER OFFICIALS	3,000.00	0.00	0.00	3,000.00	0.00	2,580.00	0.00
10E000 1500 3190 40 000000	JH GIRLS BASKETBALL OFFICIA	1,600.00	800.00	800.00	800.00	0.00	1,300.00	50.00
10E000 1500 3190 41 000000	JH GIRLS TRACK OFFICIALS	125.00	0.00	0.00	125.00	0.00	90.00	0.00
10E303 1500 3190 01 000000	HS FOOTBALL OFFICIALS	4,500.00	1,495.00	4,365.00	135.00	0.00	4,150.00	97.00
10E303 1500 3190 02 000000	HS BOYS CROSS COUNTRY OFFIC	100.00	0.00	0.00	100.00	0.00	47.50	0.00
10E000 1500 3230 00 000000	ATHL: REPAIR OF EQUIP	5,000.00	0.00	0.00	4,725.00	275.00	3,069.95	0.00
10E000 1500 3230 01 000000	FOOTBALL REPAIR OF EQUIP	5,000.00	0.00	0.00	5,000.00	0.00	0.00	0.00
10E000 1500 3320 00 000000	ATHL: TRAVEL	2,000.00	0.00	518.81	1,481.19	0.00	975.90	25.94
10E000 1500 3320 01 000000	FOOTBALL TRAVEL	1,000.00	0.00	0.00	1,000.00	0.00	448.01	0.00
10E000 1500 3320 02 000000	HS BOYS CROSS COUNTRY TRAVE	2,500.00	560.98	2,794.27	-294.27	0.00	2,217.94	111.77
10E000 1500 3320 03 000000	HS BOYS TENNIS TRAVEL	1,000.00	0.00	0.00	1,000.00	0.00	0.00	0.00
10E000 1500 3320 04 000000	HS BOYS SOCCER TRAVEL	0.00	0.00	3,220.50	-3,220.50	0.00	0.00	0.00
10E000 1500 3320 05 000000	HS BOYS TRACK TRAVEL	4,000.00	0.00	14.12	3,985.88	0.00	5,936.32	0.35
10E000 1500 3320 06 000000	WRESTLING TRAVEL	6,000.00	0.00	0.00	5,809.03	190.97	3,000.02	0.00
10E000 1500 3320 10 000000	BOWLING TRAVEL	500.00	0.00	0.00	500.00	0.00	231.78	0.00
10E000 1500 3320 11 000000	VOLLEYBALL TRAVEL	0.00	0.00	0.00	0.00	0.00	0.00	0.00
10E000 1500 3320 12 000000	HS BOYS GOLF TRAVEL	1,000.00	0.00	559.96	440.04	0.00	540.97	56.00
10E000 1500 3320 13 000000	MHS Cheerleader Travel	0.00	49.44	49.44	-49.44	0.00	0.00	0.00
10E000 1500 3320 14 000000	DANCE/POM PON TRAVEL	3,500.00	0.00	0.00	3,500.00	0.00	2,766.55	0.00
10E000 1500 3320 15 000000	HS BOYS BASKETBALL TRAVEL	1,000.00	1,546.20	1,546.20	-546.20	0.00	0.00	154.62
10E000 1500 3320 20 000000	JH BOYS BASKETBALL TRAVEL	0.00	0.00	0.00	0.00	0.00	0.00	0.00
10E000 1500 3320 23 000000	JH VOLLEYBALL TRAVEL	0.00	0.00	0.00	0.00	0.00	0.00	0.00

Account Number	Account Level Description Account Number	2023-24 Original Budget	December 2023-24 Monthly Activity	2023-24 FYTD Activity	2023-24 Available Funds	Encumbered Amount	2022-23 FY Activity	2023-24 FYTD %
10	EDUCATIONAL FUND							
10E000 1500 3320 24 000000	JH CHEERLEADING TRAVEL	100.00	0.00	0.00	100.00	0.00	0.00	0.00
10E000 1500 3320 25 000000	JH DANCE/POM PON TRAVEL	500.00	0.00	100.00	400.00	0.00	451.44	20.00
10E000 1500 3320 27 000000	JH BOYS CROSS COUNTRY TRAVE	0.00	0.00	0.00	0.00	0.00	0.00	0.00
10E000 1500 3320 31 000000	HS GIRLS BASKETBALL TRAVEL	0.00	0.00	0.00	0.00	0.00	0.00	0.00
10E000 1500 3320 32 000000	HS GIRLS CROSS COUNTRY TRAV	1,000.00	700.70	1,245.21	-245.21	0.00	1,081.38	124.52
10E000 1500 3320 33 000000	HS GIRLS TRACK TRAVEL	2,000.00	0.00	0.00	2,000.00	0.00	728.30	0.00
10E000 1500 3320 34 000000	HS GIRLS GOLF TRAVEL	4,000.00	0.00	3,309.93	620.07	0.00	1,078.81	82.75
10E000 1500 3320 35 000000	HS GIRLS TENNIS TRAVEL	1,000.00	721.36	2,273.02	-1,648.16	375.14	821.47	227.30
10E000 1500 3320 36 000000	HS GIRLS SOCCER TRAVEL	0.00	0.00	0.00	0.00	0.00	0.00	0.00
10E303 1500 3320 08 000000	MHS Softball Travel	2,000.00	0.00	0.00	2,000.00	0.00	1,607.38	0.00
10E000 1500 3600 00 000000	ATHL: PRINTING	3,000.00	0.00	1,492.00	1,508.00	0.00	2,549.85	49.73
10E000 1500 3600 01 000000	FOOTBALL PRINTING	4,000.00	0.00	0.00	1,898.80	0.00	3,460.80	0.00
10E000 1500 4100 00 000000	ATHL: SUPPLIES	13,000.00	137.22	13,704.70	-2,368.90	1,664.20	1,988.28	105.42
10E000 1500 4100 01 000000	FOOTBALL SUPPLIES	15,000.00	-5,850.00	10,893.66	-1,193.66	5,300.00	17,612.35	72.62
10E000 1500 4100 02 000000	HS BOYS CROSS COUNTRY SUPPL	1,000.00	0.00	1,346.00	-346.00	0.00	470.00	134.60
10E000 1500 4100 03 000000	HS BOYS TENNIS SUPPLIES	2,000.00	0.00	0.00	35.00	1,965.00	1,855.75	0.00
10E000 1500 4100 04 000000	HS BOYS SOCCER SUPPLIES	5,000.00	0.00	2,398.49	2,601.51	0.00	6,819.00	47.97
10E000 1500 4100 05 000000	HS BOYS TRACK SUPPLIES	3,000.00	0.00	5,500.00	-2,500.00	0.00	1,350.00	183.33
10E000 1500 4100 06 000000	WRESTLING SUPPLIES	2,000.00	0.00	0.00	2,000.00	0.00	1,216.49	0.00
10E000 1500 4100 07 000000	BASEBALL SUPPLIES	5,000.00	0.00	279.70	2,085.20	2,635.10	3,231.72	5.59
10E000 1500 4100 08 000000	SOFTBALL SUPPLIES	2,000.00	0.00	119.90	940.21	939.89	2,163.21	6.00
10E000 1500 4100 09 000000	FISHING SUPPLIES	100.00	0.00	0.00	100.00	0.00	0.00	0.00
10E000 1500 4100 10 000000	BOWLING SUPPLIES	500.00	0.00	0.00	-915.00	1,380.00	0.00	0.00
10E000 1500 4100 11 000000	VOLLEYBALL SUPPLIES	3,000.00	0.00	434.60	2,565.40	0.00	96.00	14.49
10E000 1500 4100 12 000000	HS BOYS GOLF SUPPLIES	1,000.00	0.00	414.38	171.24	414.38	300.00	41.44
10E000 1500 4100 13 000000	CHEERLEADING SUPPLIES	2,000.00	0.00	0.00	-4,188.40	6,188.40	0.00	0.00
10E000 1500 4100 14 000000	DANCE/POM PON SUPPLIES	2,000.00	3,882.05	3,882.05	-1,882.05	0.00	160.15	194.10
10E000 1500 4100 15 000000	HS BOYS BASKETBALL SUPPLIES	6,000.00	1,195.78	1,195.78	4,804.22	0.00	2,200.00	19.93
10E000 1500 4100 20 000000	JH BOYS BASKETBALL SUPPLIES	3,000.00	1,264.75	1,264.75	1,735.25	0.00	514.90	42.16
10E000 1500 4100 21 000000	JH BASEBALL SUPPLIES	2,000.00	0.00	3,362.49	-1,362.49	0.00	1,492.51	168.12
10E000 1500 4100 22 000000	JH SOFTBALL SUPPLIES	2,000.00	0.00	1,111.79	888.21	0.00	1,978.05	55.59
10E000 1500 4100 23 000000	JH VOLLEYBALL SUPPLIES	1,000.00	0.00	0.00	1,000.00	0.00	0.00	0.00
10E000 1500 4100 24 000000	JH CHEERLEADING SUPPLIES	1,000.00	0.00	0.00	1,000.00	0.00	4,698.10	0.00
10E000 1500 4100 25 000000	JH DANCE/POM PON SUPPLIES	1,500.00	1,947.35	1,947.35	-447.35	0.00	0.00	129.82
10E000 1500 4100 26 000000	JH BOYS TRACK SUPPLIES	1,500.00	0.00	0.00	1,500.00	0.00	1,746.90	0.00
10E000 1500 4100 27 000000	JH BOYS CROSS COUNTRY SUPPL	200.00	104.90	104.90	95.10	0.00	0.00	52.45
10E000 1500 4100 31 000000	HS GIRLS BASKETBALL SUPPLIE	5,000.00	1,003.80	2,107.01	2,892.99	0.00	4,233.00	42.14
10E000 1500 4100 32 000000	HS GIRLS CROSS COUNTRY SUPP	1,000.00	0.00	1,244.95	-244.95	0.00	115.50	124.50

Account Number	Account Level Description Account Number	2023-24 Original Budget	December 2023-24 Monthly Activity	2023-24 FYTD Activity	2023-24 Available Funds	Encumbered Amount	2022-23 FY Activity	2023-24 FYTD %
10	EDUCATIONAL FUND							
10E000 1500 4100 33 000000	HS GIRLS TRACK SUPPLIES	3,000.00	0.00	0.00	1,376.00	1,624.00	3,239.50	0.00
10E000 1500 4100 34 000000	HS GIRLS GOLF SUPPLIES	1,000.00	0.00	1,156.90	-156.90	0.00	372.40	115.69
10E000 1500 4100 35 000000	HS GIRLS TENNIS SUPPLIES	1,500.00	0.00	1,326.44	173.56	0.00	2,068.05	88.43
10E000 1500 4100 36 000000	HS GIRLS SOCCER SUPPLIES	3,000.00	0.00	0.00	2,027.25	972.75	3,436.90	0.00
10E000 1500 4100 40 000000	JH GIRLS BASKETBALL SUPPLIE	3,000.00	0.00	438.95	2,561.05	0.00	2,900.00	14.63
10E000 1500 4100 41 000000	JH GIRLS TRACK SUPPLIES	2,000.00	0.00	0.00	2,000.00	0.00	1,741.50	0.00
10E000 1500 4100 42 000000	JH GIRLS CROSS COUNTRY SUPP	200.00	0.00	0.00	200.00	0.00	121.00	0.00
10E000 1500 4110 00 000000	ATHL: AWARDS	9,500.00	0.00	0.00	9,500.00	0.00	4,655.10	0.00
10E000 1500 4110 01 000000	FOOTBALL AWARDS	400.00	248.00	248.00	152.00	0.00	300.00	62.00
10E000 1500 4110 02 000000	HS BOYS CROSS COUNTRY AWARD	200.00	62.00	62.00	18.00	0.00	106.00	31.00
10E000 1500 4110 03 000000	HS BOYS TENNIS AWARDS	300.00	0.00	0.00	300.00	0.00	45.00	0.00
10E000 1500 4110 04 000000	HS BOYS SOCCER AWARDS	200.00	124.00	124.00	76.00	0.00	84.00	62.00
10E000 1500 4110 05 000000	HS BOYS TRACK AWARDS	200.00	0.00	0.00	200.00	0.00	120.00	0.00
10E000 1500 4110 06 000000	WRESTLING AWARDS	200.00	0.00	0.00	200.00	0.00	135.90	0.00
10E000 1500 4110 07 000000	BASEBALL AWARDS	200.00	0.00	0.00	200.00	0.00	145.00	0.00
10E000 1500 4110 08 000000	SOFTBALL AWARDS	150.00	0.00	0.00	150.00	0.00	145.00	0.00
10E000 1500 4110 09 000000	FISHING AWARDS	100.00	0.00	0.00	100.00	0.00	130.00	0.00
10E000 1500 4110 10 000000	BOWLING AWARDS	200.00	0.00	0.00	200.00	0.00	36.00	0.00
10E000 1500 4110 11 000000	VOLLEYBALL AWARDS	250.00	77.50	77.50	172.50	0.00	120.00	31.00
10E000 1500 4110 12 000000	HS BOYS GOLF AWARDS	100.00	77.50	77.50	22.50	0.00	14.00	77.50
10E000 1500 4110 13 000000	CHEERLEADING AWARDS	250.00	77.50	77.50	172.50	0.00	286.00	31.00
10E000 1500 4110 14 000000	DANCE/POM PON AWARDS	200.00	77.50	77.50	122.50	0.00	120.00	38.75
10E000 1500 4110 15 000000	HS BOYS BASKETBALL AWARDS	200.00	0.00	0.00	200.00	0.00	313.50	0.00
10E000 1500 4110 20 000000	JH BOYS BASKETBALL AWARDS	300.00	0.00	0.00	300.00	0.00	465.00	0.00
10E000 1500 4110 21 000000	JH BASEBALL AWARDS	200.00	0.00	0.00	200.00	0.00	55.00	0.00
10E000 1500 4110 22 000000	JH SOFTBALL AWARDS	200.00	294.00	294.00	-94.00	0.00	55.00	147.00
10E000 1500 4110 23 000000	JH VOLLEYBALL AAWARDS	200.00	0.00	0.00	200.00	0.00	0.00	0.00
10E000 1500 4110 24 000000	JH CHEERLEADING AWARDS	200.00	0.00	0.00	200.00	0.00	110.00	0.00
10E000 1500 4110 25 000000	JH DANCE/POM PON AWARDS	300.00	0.00	0.00	300.00	0.00	360.00	0.00
10E000 1500 4110 26 000000	JH BOYS TRACK AWARDS	500.00	28.50	28.50	471.50	0.00	0.00	5.70
10E000 1500 4110 27 000000	JH BOYS CROSS COUNTRY AWARD	500.00	225.00	225.00	275.00	0.00	95.05	45.00
10E000 1500 4110 31 000000	HS GIRLS BASKETBALL AWARDS	200.00	0.00	0.00	200.00	0.00	277.50	0.00
10E000 1500 4110 32 000000	HS GIRLS CROSS COUNTRY AWAR	100.00	46.50	46.50	53.50	0.00	0.00	46.50
10E000 1500 4110 33 000000	HS GIRLS TRACK AWARDS	150.00	0.00	0.00	150.00	0.00	140.00	0.00
10E000 1500 4110 34 000000	HS GIRLS GOLF AWARDS	250.00	0.00	0.00	250.00	0.00	28.00	0.00
10E000 1500 4110 35 000000	HS GIRLS TENNIS AWARDS	300.00	93.00	93.00	151.00	0.00	60.00	31.00
10E000 1500 4110 36 000000	HS GIRLS SOCCER AWARDS	250.00	0.00	0.00	250.00	0.00	90.00	0.00
10E000 1500 4110 37 000000	HS COLOR GUARD AWARDS	0.00	0.00	0.00	0.00	0.00	0.00	0.00

Account Number	Account Level Description Account Number	2023-24 Original Budget	December 2023-24 Monthly Activity	2023-24 FYTD Activity	2023-24 Available Funds	Encumbered Amount	2022-23 FY Activity	2023-24 FYTD %
10	EDUCATIONAL FUND							
10E000 1500 4110 40 000000	JH GIRLS BASKETBALL AWARDS	400.00	0.00	0.00	400.00	0.00	652.94	0.00
10E000 1500 4110 42 000000	JH GIRLS CROSS COUNTRY AWAR	200.00	0.00	0.00	200.00	0.00	0.00	0.00
10E000 1500 4120 01 000000	FOOTBALL MEALS	1,000.00	0.00	10.00	990.00	0.00	371.22	1.00
10E000 1500 4120 02 000000	HS BOYS CROSS COUNTRY MEALS	1,500.00	396.00	1,000.81	103.19	0.00	1,146.00	66.72
10E000 1500 4120 03 000000	HS BOYS TENNIS MEALS	500.00	0.00	0.00	500.00	0.00	0.00	0.00
10E000 1500 4120 04 000000	HS BOYS SOCCER MEALS	500.00	0.00	1,612.00	-1,413.00	0.00	195.00	322.40
10E000 1500 4120 05 000000	HS BOYS TRACK AWARDS/MEALS	1,500.00	0.00	0.00	1,500.00	0.00	1,846.00	0.00
10E000 1500 4120 06 000000	WRESTLING AWARDS/MEALS	3,200.00	0.00	0.00	3,200.00	0.00	2,670.00	0.00
10E000 1500 4120 07 000000	BASEBALL AWARDS/MEALS	200.00	0.00	245.00	-45.00	0.00	0.00	122.50
10E000 1500 4120 08 000000	SOFTBALL AWARDS/MEALS	1,000.00	0.00	0.00	1,000.00	0.00	1,179.00	0.00
10E000 1500 4120 09 000000	FISHING AWARDS/MEALS	200.00	0.00	0.00	200.00	0.00	309.00	0.00
10E000 1500 4120 10 000000	BOWLING AWARDS/MEALS	800.00	0.00	0.00	732.00	0.00	736.40	0.00
10E000 1500 4120 11 000000	VOLLEYBALL AWARDS/MEALS	200.00	142.90	142.90	57.10	0.00	0.00	71.45
10E000 1500 4120 12 000000	HS BOYS GOLF AWARDS/MEALS	400.00	148.00	340.00	60.00	0.00	202.00	85.00
10E000 1500 4120 13 000000	CHEERLEADING AWARDS/MEALS	300.00	0.00	0.00	-448.00	0.00	281.25	0.00
10E000 1500 4120 14 000000	DANCE/POM PON AWARDS/MEALS	2,000.00	0.00	0.00	2,000.00	0.00	1,824.00	0.00
10E000 1500 4120 15 000000	HS BOYS BASKETBALL AWARDS/M	1,000.00	0.00	-14.00	222.00	0.00	439.14	-1.40
10E000 1500 4120 20 000000	JH BOYS BASKETBALL AWARDS/M	250.00	0.00	0.00	250.00	0.00	0.00	0.00
10E000 1500 4120 21 000000	JH BASEBALL AWARDS/MEALS	100.00	0.00	0.00	100.00	0.00	99.80	0.00
10E000 1500 4120 22 000000	JH SOFTBALL AWARDS/MEALS	150.00	0.00	75.00	75.00	0.00	125.00	50.00
10E000 1500 4120 23 000000	JH VOLLEYBALL AAWARDS/MEALS	200.00	99.00	99.00	101.00	0.00	159.98	49.50
10E000 1500 4120 26 000000	JH BOYS TRACK AWARDS/MEALS	600.00	0.00	0.00	600.00	0.00	612.57	0.00
10E000 1500 4120 31 000000	HS GIRLS BASKETBALL AWARDS/	300.00	0.00	0.00	300.00	0.00	300.00	0.00
10E000 1500 4120 32 000000	HS GIRLS CROSS COUNTRY AWAR	400.00	440.00	637.51	-237.51	0.00	431.00	159.38
10E000 1500 4120 33 000000	HS GIRLS TRACK AWARDS/MEALS	1,500.00	0.00	0.00	1,500.00	0.00	1,624.00	0.00
10E000 1500 4120 34 000000	HS GIRLS GOLF AWARDS/MEALS	1,000.00	148.00	376.79	623.21	0.00	186.00	37.68
10E000 1500 4120 35 000000	HS GIRLS TENNIS AWARDS/MEAL	1,000.00	520.00	823.22	73.43	0.00	1,008.83	82.32
10E000 1500 4120 40 000000	JH GIRLS BASKETBALL AWARDS/	200.00	0.00	0.00	200.00	0.00	0.00	0.00
10E303 1500 4120 36 000000	HS GIRLS SOCCER MEALS	200.00	0.00	0.00	200.00	0.00	0.00	0.00
10E000 1500 5400 00 000000	ATHL: CAP OUT	10,000.00	0.00	3,277.86	6,722.14	0.00	3,573.90	32.78
10E000 1500 5400 02 000000	BOYS CROSS COUNTRY CAP OUTL	600.00	0.00	0.00	600.00	0.00	0.00	0.00
10E000 1500 5400 04 000000	HS BOYS SOCCER CAPITAL OUTL	0.00	0.00	0.00	0.00	0.00	0.00	0.00
10E000 1500 5400 05 000000	HS BOYS TRACK CAPITAL OUTLA	3,000.00	0.00	0.00	3,000.00	0.00	748.00	0.00
10E000 1500 5400 06 000000	WRESTLING CAPITAL OUTLAY	0.00	0.00	0.00	-11,150.00	11,150.00	0.00	0.00
10E000 1500 5400 07 000000	BASEBALL CAPITAL OUTLAY	1,500.00	0.00	0.00	1,500.00	0.00	0.00	0.00
10E000 1500 5400 08 000000	SOFTBALL CAPITAL OUTLAY	2,200.00	0.00	0.00	2,200.00	0.00	0.00	0.00
10E000 1500 5400 10 000000	BOWLING CAPITAL OUTLAY	0.00	0.00	0.00	0.00	0.00	0.00	0.00
10E000 1500 5400 11 000000	VOLLEYBALL CAPITAL OUTLAY	1,000.00	0.00	0.00	1,000.00	0.00	0.00	0.00

Account Number	Account Level Description Account Number	2023-24 Original Budget	December 2023-24 Monthly Activity	2023-24 FYTD Activity	2023-24 Available Funds	Encumbered Amount	2022-23 FY Activity	2023-24 FYTD %
10	EDUCATIONAL FUND							
10E000 1500 5400 26 000000	JH BOYS TRACK CAPITAL OUTLA	0.00	0.00	0.00	0.00	0.00	0.00	0.00
10E000 1500 5400 32 000000	GIRLS CROSS COUNTRY CAP OUT	0.00	0.00	0.00	0.00	0.00	0.00	0.00
10E000 1500 5400 33 000000	HS GIRLS TRACK CAPTIAL OUTL	600.00	0.00	0.00	600.00	0.00	0.00	0.00
10E000 1500 5400 41 000000	JH GIRLS TRACK CAPITAL OUTL	0.00	0.00	0.00	0.00	0.00	0.00	0.00
10E000 1500 5400 42 000000	JH GIRLS CROSS COUNTRY CAPI	0.00	0.00	0.00	0.00	0.00	0.00	0.00
10E000 1500 6400 00 000000	ATHL: DUES/FEES	10,000.00	2,154.98	5,129.91	3,430.09	80.00	9,275.00	51.30
10E000 1500 6400 01 000000	FOOTBALL DUES/FEES	500.00	0.00	210.00	290.00	0.00	65.00	42.00
10E000 1500 6400 02 000000	HS BOYS CROSS COUNTRY DUES/	1,200.00	75.00	712.50	487.50	0.00	1,123.75	59.38
10E000 1500 6400 03 000000	HS BOYS TENNIS DUES/FEES	100.00	0.00	0.00	100.00	0.00	0.00	0.00
10E000 1500 6400 04 000000	HS BOYS SOCCER DUES/FEES	500.00	0.00	300.00	200.00	0.00	521.00	60.00
10E000 1500 6400 05 000000	HS BOYS TRACK DUES/FEES	2,000.00	0.00	0.00	2,000.00	0.00	2,110.75	0.00
10E000 1500 6400 06 000000	WRESTLING DUES/FEES	2,000.00	0.00	0.00	1,469.00	0.00	2,025.00	0.00
10E000 1500 6400 07 000000	BASEBALL DUES/FEES	1,000.00	0.00	0.00	1,000.00	0.00	745.00	0.00
10E000 1500 6400 08 000000	SOFTBALL DUES/FEES	500.00	0.00	0.00	500.00	0.00	375.00	0.00
10E000 1500 6400 09 000000	FISHING DUES/FEES	500.00	0.00	200.00	300.00	0.00	500.00	40.00
10E000 1500 6400 10 000000	BOWLING DUES/FEES	1,200.00	0.00	0.00	925.00	0.00	1,165.00	0.00
10E000 1500 6400 11 000000	VOLLEYBALL DUES/FEES	900.00	175.00	1,000.00	-100.00	0.00	900.00	111.11
10E000 1500 6400 12 000000	HS BOYS GOLF DUES/FEES	2,000.00	29.00	716.00	1,284.00	0.00	1,431.00	35.80
10E000 1500 6400 14 000000	DANCE/POM PON DUES AND FEES	450.00	150.00	150.00	300.00	0.00	450.00	33.33
10E000 1500 6400 15 000000	HS BOYS BASKETBALL DUES/FEE	500.00	0.00	0.00	500.00	0.00	0.00	0.00
10E000 1500 6400 20 000000	JH BOYS BASKETBALL DUES/FEE	100.00	0.00	0.00	100.00	0.00	0.00	0.00
10E000 1500 6400 21 000000	JH BASEBALL DUES/FEES	150.00	0.00	0.00	150.00	0.00	130.00	0.00
10E000 1500 6400 23 000000	JH VOLLEYBALL DUES/FEES	500.00	0.00	0.00	500.00	0.00	490.00	0.00
10E000 1500 6400 25 000000	JH DANCE/POM POM DUES/FEES	400.00	0.00	400.00	0.00	0.00	400.00	100.00
10E000 1500 6400 26 000000	JH BOYS TRACK DUES/FEES	200.00	0.00	0.00	200.00	0.00	200.00	0.00
10E000 1500 6400 27 000000	JH BOYS CROSS COUNTRY DUES/	550.00	0.00	525.00	25.00	0.00	519.00	95.45
10E000 1500 6400 31 000000	HS GIRLS BASKETBALL DUES/FE	400.00	0.00	0.00	200.00	0.00	350.00	0.00
10E000 1500 6400 32 000000	HS GIRLS CROSS COUNTRY DUES	400.00	0.00	312.50	87.50	0.00	357.50	78.13
10E000 1500 6400 33 000000	HS GIRLS TRACK DUES/FEES	1,500.00	0.00	0.00	1,500.00	0.00	1,390.00	0.00
10E000 1500 6400 34 000000	HS GIRLS GOLF DUES/FEES	1,000.00	43.00	1,123.00	-305.00	0.00	852.99	112.30
10E000 1500 6400 35 000000	HS GIRLS TENNIS DUES/FEES	150.00	0.00	135.00	15.00	0.00	85.00	90.00
10E000 1500 6400 36 000000	HS GIRLS SOCCER DUES/FEES	650.00	0.00	0.00	650.00	0.00	610.00	0.00
10E000 1500 6400 40 000000	JH GIRLS BASKETBALL DUES/FE	100.00	0.00	0.00	100.00	0.00	71.28	0.00
10E000 1500 6400 41 000000	JH GIRLS TRACK DUES/FEES	0.00	0.00	0.00	0.00	0.00	0.00	0.00
10E000 1500 6400 42 000000	JH GIRLS CROSS COUNTRY DUES	0.00	100.00	100.00	-100.00	0.00	0.00	0.00
10E303 1500 6400 13 000000	HS CHEERLEADING DUE/FEES	0.00	0.00	0.00	0.00	0.00	0.00	0.00
10E000 1501 1120 00 000000	ADAMS: ATHL: COACHES	65,000.00	9,346.71	26,398.45	38,601.55	0.00	51,556.91	40.61
10E000 1501 2100 00 000000	ADAMS TRS EMPR.	0.00	0.00	0.00	0.00	0.00	0.00	0.00

Account Number	Account Level Description Account Number	2023-24 Original Budget	December 2023-24 Monthly Activity	2023-24 FYTD Activity	2023-24 Available Funds	Encumbered Amount	2022-23 FY Activity	2023-24 FYTD %
10	EDUCATIONAL FUND							
10E000 1501 2110 00 000000	ADAMS: ATHL: TRS 9%	3,000.00	248.81	957.91	2,042.09	0.00	2,151.81	31.93
10E000 1501 2120 00 000000	ADAMS: ATHL: IMRF	550.00	183.31	307.95	242.05	0.00	235.90	55.99
10E000 1501 2130 00 000000	ADAMS: ATHL: FICA	0.00	0.00	0.00	0.00	0.00	0.00	0.00
10E000 1501 2140 00 000000	ADAMS: ATHL: MEDICARE	0.00	0.00	0.00	0.00	0.00	0.00	0.00
10E000 1501 2170 00 000000	ADAMS: ATHL: TRS .58%	150.00	16.03	61.71	88.29	0.00	138.79	41.14
10E000 1501 2220 00 000000	Adams: Athl Health Ins	0.00	66.24	264.96	-264.96	0.00	0.00	0.00
10E000 1501 2250 00 000000	ADAMS: ATHL: TRS INS	400.00	43.40	167.04	232.96	0.00	375.36	41.76
10E000 1501 3190 00 000000	ADAMS: ATHL: OFFICIALS	6,500.00	0.00	2,837.36	2,062.77	1,599.87	5,969.49	43.65
10E105 1501 3190 45 000000	Adams Girls CC Officials	0.00	0.00	0.00	0.00	0.00	0.00	0.00
10E000 1501 3320 00 000000	ADAMS: ATHL: TRAVEL	0.00	0.00	0.00	0.00	0.00	0.00	0.00
10E000 1501 4100 00 000000	ADAMS: ATHL: SUPPLIES	25,000.00	3,693.35	13,012.63	11,987.37	0.00	15,470.06	52.05
10E000 1501 5400 00 000000	Adams: Athl: Capital Outlay	0.00	0.00	0.00	0.00	0.00	3,650.00	0.00
10E000 1501 6400 00 000000	ADAMS: ATHL: DUES/FEES	3,500.00	0.00	844.49	2,105.51	550.00	3,311.68	24.13
10E000 1600 1120 00 000002	JH SUM SCH SALARY: TEACHER	0.00	0.00	0.00	0.00	0.00	0.00	0.00
10E000 1600 1120 00 000003	HS SUM SCH SALARY: TEACH	0.00	0.00	0.00	0.00	0.00	0.00	0.00
10E000 1600 2110 00 000002	JH SUMMER SCHHOL TRS 9%	0.00	0.00	0.00	0.00	0.00	0.00	0.00
10E000 1600 2110 00 000003	HS SUMMER SCHOOL TRS 9%	0.00	0.00	0.00	0.00	0.00	0.00	0.00
10E000 1600 2170 00 000002	JH SUMMER SCHOOL TRS .58%	0.00	0.00	0.00	0.00	0.00	0.00	0.00
10E000 1600 2170 00 000003	HS SUMMER SCHOOL TRS .58%	0.00	0.00	0.00	0.00	0.00	0.00	0.00
10E000 1600 2250 00 000002	JH SUMMER SCHOOL TRS HEALTH	0.00	0.00	0.00	0.00	0.00	0.00	0.00
10E000 1600 2250 00 000003	HS SUMMER SCHOOL TRS HEALTH	0.00	0.00	0.00	0.00	0.00	0.00	0.00
10E941 2110 1120 00 000000	MCKINNEY VENTO GRANT SALARY	8,400.00	0.00	4,200.00	4,200.00	0.00	44,100.00	50.00
10E941 2110 2100 00 000000	MCKINNEY VENTO GRANT FED TR	0.00	0.00	0.00	0.00	0.00	0.00	0.00
10E941 2110 2110 00 000000	MCKINNEY VENTO GRANT TRS	0.00	0.00	0.00	0.00	0.00	5,192.27	0.00
10E941 2110 2170 00 000000	MCKINNEY VENTO GRANT TRS .5	0.00	0.00	0.00	0.00	0.00	334.99	0.00
10E941 2110 2220 00 000000	McKinney Vento Health Ins	1,340.00	0.00	670.08	669.92	0.00	7,746.70	50.01
10E941 2110 2250 00 000000	MCKINNEY VENTO GRANT TRS TH	0.00	0.00	0.00	0.00	0.00	905.76	0.00
10E105 2122 1120 00 000000	ADAMS PUPIL SERV SALARY	76,765.00	6,397.08	38,031.64	38,733.36	0.00	74,307.44	49.54
10E107 2122 1120 00 000000	JEFFERSON PUPIL SERV SALARY	0.00	2,123.16	8,492.64	-8,492.64	0.00	0.00	0.00
10E108 2122 1120 00 000000	LINCOLN PUP SERV SALARY	71,440.00	5,953.34	35,390.04	36,049.96	0.00	69,115.92	49.54
10E109 2122 1120 00 000000	LONGFELLOW PUPIL SERV SALAR	0.00	0.00	0.00	0.00	0.00	0.00	0.00
10E110 2122 1120 00 000000	WASHINGTON PUPIL SERV SALAR	0.00	560.00	2,240.00	-2,240.00	0.00	0.00	0.00
10E204 2122 1120 00 000000	JH PUPIL SERV SALARY	132,840.00	11,070.00	65,626.68	67,213.32	0.00	127,028.40	49.40
10E303 2122 1120 00 000000	HS PUPIL SERV SALARY	405,000.00	34,598.76	201,103.88	203,896.12	0.00	349,113.30	49.66
10E902 2122 1120 30 000000	TITLE I SALARY	92,300.00	1,691.26	6,765.04	85,534.96	0.00	0.00	7.33
10E902 2122 1120 30 105000	ADAMS TITLE I SALARY	0.00	0.00	0.00	0.00	0.00	1,221.08	0.00
10E902 2122 1120 30 107000	JEFFERSON TITLE I SALARY	0.00	0.00	0.00	0.00	0.00	1,221.08	0.00
10E902 2122 1120 30 108000	LINCOLN TITLE I SALARY	0.00	0.00	0.00	0.00	0.00	1,221.08	0.00

Account Number	Account Level Description Account Number	2023-24 Original Budget	December 2023-24 Monthly Activity	2023-24 FYTD Activity	2023-24 Available Funds	Encumbered Amount	2022-23 FY Activity	2023-24 FYTD %
10	EDUCATIONAL FUND							
10E902 2122 1120 30 109000	LONGFELLOW TITLE I SALARY	0.00	7,515.58	30,062.32	-30,062.32	0.00	19,307.72	0.00
10E902 2122 1120 30 110000	WASHINGTON TITLE I SALARY	0.00	0.00	0.00	0.00	0.00	1,221.08	0.00
10E930 2122 1120 00 107000	TITLE I PUPIL SALARY	0.00	0.00	9,433.32	-9,433.32	0.00	56,616.60	0.00
10E930 2122 1120 00 109000	TITLE I PUPIL SALARY	0.00	0.00	9,296.68	-9,296.68	0.00	46,483.40	0.00
10E930 2122 1120 00 110000	TITLE I PUPIL SALARY	0.00	0.00	4,200.00	-4,200.00	0.00	11,550.00	0.00
10E930 2122 1120 30 000000	TITLE I:PUPIL SERV. SAL	22,930.00	0.00	0.00	22,930.00	0.00	0.00	0.00
10E105 2122 1130 00 000000	ADAMS PUPIL SERV INCREMENT	5,000.00	416.54	2,487.84	2,512.16	0.00	4,903.80	49.76
10E204 2122 1130 00 000000	JH PUPIL SERV INCREMENT	4,850.00	404.04	2,412.84	2,437.16	0.00	4,753.80	49.75
10E303 2122 1130 00 000000	HS PUPIL SERV INCREMENT	30,000.00	2,340.78	13,978.92	16,021.08	0.00	27,591.56	46.60
10E107 2122 1200 00 000000	JEFFERSON SUB FOR 2122	0.00	0.00	0.00	0.00	0.00	0.00	0.00
10E108 2122 1200 00 000000	LINCOLN SUB FOR 2122	0.00	0.00	0.00	0.00	0.00	270.00	0.00
10E110 2122 1200 00 000000	WASHINGTON SUB FOR 2122	0.00	0.00	0.00	0.00	0.00	0.00	0.00
10E204 2122 1200 00 000000	MJHS SUB FOR 2122	0.00	0.00	0.00	0.00	0.00	0.00	0.00
10E105 2122 2100 00 000000	ADAMS TRS-R	0.00	0.00	0.00	0.00	0.00	0.00	0.00
10E107 2122 2100 00 000000	JEFFERSON TRS-R	0.00	0.00	0.00	0.00	0.00	0.00	0.00
10E108 2122 2100 00 000000	LINCOLN TRS-R	0.00	0.00	0.00	0.00	0.00	0.00	0.00
10E109 2122 2100 00 000000	LONGFELLOW TRS-R	0.00	0.00	0.00	0.00	0.00	0.00	0.00
10E110 2122 2100 00 000000	WASHINGTON TRS-R	0.00	0.00	0.00	0.00	0.00	0.00	0.00
10E204 2122 2100 00 000000	JH TRS-R	0.00	0.00	0.00	0.00	0.00	0.00	0.00
10E303 2122 2100 00 000000	HS TRS-R	0.00	0.00	0.00	0.00	0.00	0.00	0.00
10E902 2122 2100 30 000000	TITLE I FEDERAL TRS	10,800.00	197.00	788.00	10,012.00	0.00	0.00	7.30
10E902 2122 2100 30 105000	AD TITLE I PUPIL SERV FED T	0.00	0.00	0.00	0.00	0.00	0.00	0.00
10E902 2122 2100 30 107000	JE TITLE I PUPIL SERV FED T	0.00	0.00	0.00	0.00	0.00	0.00	0.00
10E902 2122 2100 30 108000	LI Title I Pupil Serv Fed T	0.00	0.00	0.00	0.00	0.00	0.00	0.00
10E902 2122 2100 30 109000	LO TITLE I PUPIL SERV FED T	0.00	875.44	3,501.76	-3,501.76	0.00	0.00	0.00
10E902 2122 2100 30 110000	WA Title I Pupil Serv Fed T	0.00	0.00	0.00	0.00	0.00	0.00	0.00
10E930 2122 2100 00 107000	JE TITLE I PUPIL SERV FED T	0.00	0.00	0.00	0.00	0.00	7,613.98	0.00
10E930 2122 2100 00 109000	LO TITIE I PUPIL SERV FED T	0.00	0.00	0.00	0.00	0.00	6,430.07	0.00
10E930 2122 2100 00 110000	WA TITILE I PUPIL SERV FED	0.00	0.00	0.00	0.00	0.00	1,815.60	0.00
10E930 2122 2100 30 000000	TITLE I:PUPIL SER TRS 10	0.00	0.00	0.00	0.00	0.00	0.00	0.00
10E105 2122 2110 00 000000	ADAMS PUPIL SERV TRS	8,087.00	673.88	2,695.52	5,391.48	0.00	7,871.52	33.33
10E107 2122 2110 00 000000	JEFFERSON PUPIL SERV TRS	0.00	209.98	839.92	-839.92	0.00	0.00	0.00
10E108 2122 2110 00 000000	LINCOLN PUPIL SERV TRS	7,066.00	588.80	2,355.20	4,710.80	0.00	6,869.74	33.33
10E109 2122 2110 00 000000	LONGFELLOW PUPIL SERV TRS	0.00	0.00	0.00	0.00	0.00	0.00	0.00
10E110 2122 2110 00 000000	WASHINGTON PUPIL SERV TRS	0.00	55.38	221.52	-221.52	0.00	0.00	0.00
10E204 2122 2110 00 000000	JH PUPIL SERV TRS	13,620.00	1,134.80	4,539.20	9,080.80	0.00	13,140.00	33.33
10E303 2122 2110 00 000000	HS PUPIL SERV TRS 9%	43,100.00	3,653.35	14,613.45	28,486.55	0.00	37,432.92	33.91
10E902 2122 2110 30 000000	TITLE I 9% TRS	9,130.00	167.26	669.04	8,460.96	0.00	0.00	7.33

Account Number	Account Level Description Account Number	2023-24 Original Budget	December 2023-24 Monthly Activity	2023-24 FYTD Activity	2023-24 Available Funds	Encumbered Amount	2022-23 FY Activity	2023-24 FYTD %
10	EDUCATIONAL FUND							
10E902 2122 2110 30 105000	AD TITLE I PUPIL SERV TRS	0.00	0.00	0.00	0.00	0.00	0.00	0.00
10E902 2122 2110 30 107000	JE TITLE I PUPIL SERV TRS	0.00	0.00	0.00	0.00	0.00	0.00	0.00
10E902 2122 2110 30 108000	LI Title I Pupil Serv TRS	0.00	0.00	0.00	0.00	0.00	0.00	0.00
10E902 2122 2110 30 109000	LO TITLE I PUPIL SERV TRS	0.00	743.30	2,973.20	-2,973.20	0.00	0.00	0.00
10E902 2122 2110 30 110000	WA Title I Pupil Serv TRS	0.00	0.00	0.00	0.00	0.00	0.00	0.00
10E930 2122 2110 00 107000	JE TITILE I PUPIL SERV TRS	0.00	0.00	0.00	0.00	0.00	6,532.42	0.00
10E930 2122 2110 00 109000	LO TITLE I PUPIL SERV TRS	0.00	0.00	0.00	0.00	0.00	5,516.66	0.00
10E930 2122 2110 00 110000	WA TITLE I PUPIL SERV TRS	0.00	0.00	0.00	0.00	0.00	1,557.73	0.00
10E930 2122 2110 30 000000	TITLE I:PUPIL TRS 9.8901	0.00	0.00	0.00	0.00	0.00	0.00	0.00
10E105 2122 2170 00 000000	ADAMS PUPIL SERV TRS .58	522.00	43.48	173.92	348.08	0.00	507.83	33.32
10E107 2122 2170 00 000000	JEFFERSON PUP SERV TRS .58	0.00	13.54	54.16	-54.16	0.00	0.00	0.00
10E108 2122 2170 00 000000	LINCOLN PUPIL SERV TRS	456.00	37.98	151.93	304.07	0.00	444.61	33.32
10E109 2122 2170 00 000000	LONGFELLOW PUPIL SERV TRS .	0.00	0.00	0.00	0.00	0.00	0.00	0.00
10E110 2122 2170 00 000000	WASHINGTON PUPIL SERV TRS .	0.00	3.58	14.32	-14.32	0.00	0.00	0.00
10E204 2122 2170 00 000000	JH PUPIL SERV TRS .58%	878.00	73.20	292.80	585.20	0.00	847.68	33.35
10E303 2122 2170 00 000000	HS PUPIL SERV TRS .58	2,800.00	235.69	942.66	1,857.34	0.00	2,414.70	33.67
10E902 2122 2170 30 000000	TITLE I .58% TRS	590.00	10.78	43.12	546.88	0.00	0.00	7.31
10E902 2122 2170 30 105000	AD TITLE I PUPIL SERV TRS .	0.00	0.00	0.00	0.00	0.00	0.00	0.00
10E902 2122 2170 30 107000	JE TITLE I PUPIL SERV TRS .	0.00	0.00	0.00	0.00	0.00	0.00	0.00
10E902 2122 2170 30 108000	LI Title I Pupil Serv TRS .	0.00	0.00	0.00	0.00	0.00	0.00	0.00
10E902 2122 2170 30 109000	LO TITLE I PUPIL SERV TRS .	0.00	47.96	191.84	-191.84	0.00	0.00	0.00
10E902 2122 2170 30 110000	WA Title I Pupil Serv TRS .	0.00	0.00	0.00	0.00	0.00	0.00	0.00
10E930 2122 2170 00 107000	JE TITLE I PUPIL SERV TRS .	0.00	0.00	0.00	0.00	0.00	421.48	0.00
10E930 2122 2170 00 109000	LO TITLE I PUPIL SERV TRS .	0.00	0.00	0.00	0.00	0.00	355.90	0.00
10E930 2122 2170 00 110000	WA TITLE I PUPIL SERV TRS .	0.00	0.00	0.00	0.00	0.00	100.50	0.00
10E930 2122 2170 30 000000	TITLE I:PUPIL SER TRS.58	0.00	0.00	0.00	0.00	0.00	0.00	0.00
10E105 2122 2220 00 000000	ADAMS PUPIL SERV HEALTH INS	16,860.00	1,405.40	8,365.48	8,494.52	0.00	15,940.06	49.62
10E107 2122 2220 00 000000	JEFFERSON PUP SERV HEALTH I	0.00	0.00	0.00	0.00	0.00	0.00	0.00
10E108 2122 2220 00 000000	LINCOLN PUPIL SERV HEALTH I	24,000.00	1,992.96	11,862.86	12,137.14	0.00	22,604.16	49.43
10E109 2122 2220 00 000000	LONGFELLOW PUPIL SERV HEALT	0.00	0.00	0.00	0.00	0.00	0.00	0.00
10E110 2122 2220 00 000000	WASHINGTON PUPIL SERV HEALT	0.00	0.00	0.00	0.00	0.00	0.00	0.00
10E204 2122 2220 00 000000	JH PUPIL SERV HEALTH INS	47,850.00	3,985.92	23,725.72	24,124.28	0.00	45,208.32	49.58
10E303 2122 2220 00 000000	HS PUPIL SERV HEALTH INSURA	99,000.00	8,254.29	48,473.12	50,526.88	0.00	85,705.14	48.96
10E902 2122 2220 30 000000	TITLE I HEALTH INSURANCE	7,700.00	0.00	0.00	7,700.00	0.00	0.00	0.00
10E902 2122 2220 30 105000	AD TITLE I HEALTH INS	0.00	0.00	0.00	0.00	0.00	223.72	0.00
10E902 2122 2220 30 107000	JE TITLE I HEALTH INS	1,484.00	0.00	0.00	1,484.00	0.00	223.72	0.00
10E902 2122 2220 30 108000	LI Title I Pupil Serv Healt	0.00	0.00	0.00	0.00	0.00	223.72	0.00
10E902 2122 2220 30 109000	LO TITLE I HEALTH INS	0.00	759.72	3,038.88	-3,038.88	0.00	1,605.00	0.00

Account Number	Account Level Description Account Number	2023-24 Original Budget	December 2023-24 Monthly Activity	2023-24 FYTD Activity	2023-24 Available Funds	Encumbered Amount	2022-23 FY Activity	2023-24 FYTD %
10	EDUCATIONAL FUND							
10E902 2122 2220 30 110000	WA Title I Health Insurance	0.00	0.00	0.00	0.00	0.00	223.72	0.00
10E930 2122 2220 00 107000	JE TITLE I HEALTH INS	0.00	0.00	1,483.26	-1,483.26	0.00	7,235.40	0.00
10E930 2122 2220 30 000000	TITLE I:PUPIL SERV. INS	0.00	0.00	0.00	0.00	0.00	0.00	0.00
10E105 2122 2250 00 000000	ADAMS PUPIL SERV TRS INS	1,411.00	117.56	470.24	940.76	0.00	1,373.26	33.33
10E107 2122 2250 00 000000	JEFFERSON PUPIL SERV TRS IN	0.00	36.64	146.56	-146.56	0.00	0.00	0.00
10E108 2122 2250 00 000000	LINCOLN PUPIL SERV TRS INS	1,233.00	102.72	410.88	822.12	0.00	1,200.14	33.32
10E109 2122 2250 00 000000	LONGFELLOW PUPIL SERV TRS I	0.00	0.00	0.00	0.00	0.00	0.00	0.00
10E110 2122 2250 00 000000	WASHINGTON PUPIL SERV TRS I	0.00	9.66	38.64	-38.64	0.00	0.00	0.00
10E204 2122 2250 00 000000	JH PUPIL SERV TRS INS	2,400.00	197.96	791.84	1,608.16	0.00	2,292.24	32.99
10E303 2122 2250 00 000000	HS PUPIL SERV TRS HEALTH IN	7,510.00	637.32	2,549.28	4,960.72	0.00	6,530.09	33.95
10E902 2122 2250 30 000000	TITLE I TRS HEALTH	1,600.00	29.18	116.72	1,483.28	0.00	0.00	7.30
10E902 2122 2250 30 105000	AD TITLE I TRS HEALTH	0.00	0.00	0.00	0.00	0.00	0.00	0.00
10E902 2122 2250 30 107000	JE TITLE I TRS HEALTH	0.00	0.00	0.00	0.00	0.00	0.00	0.00
10E902 2122 2250 30 108000	LI Title I TRS Health	0.00	0.00	0.00	0.00	0.00	0.00	0.00
10E902 2122 2250 30 109000	LO TITLE I TRS HEALTH	0.00	129.66	518.64	-518.64	0.00	0.00	0.00
10E902 2122 2250 30 110000	WA Title I TRS Health	0.00	0.00	0.00	0.00	0.00	0.00	0.00
10E930 2122 2250 00 107000	JE TITLE I TRS HEALTH	0.00	0.00	0.00	0.00	0.00	1,139.63	0.00
10E930 2122 2250 00 109000	LO TITLE I TRS HEALTH	0.00	0.00	0.00	0.00	0.00	962.39	0.00
10E930 2122 2250 00 110000	WA TITLE I TRS HEALTH	0.00	0.00	0.00	0.00	0.00	271.78	0.00
10E930 2122 2250 30 000000	TITLE I:PUR SERV .5% IN	0.00	0.00	0.00	0.00	0.00	0.00	0.00
10E105 2122 3320 00 000000	ADAMS PUPIL SERV TRAVEL	0.00	0.00	0.00	0.00	0.00	0.00	0.00
10E107 2122 3320 00 000000	JEFFERSON PUPIL SERV TRAVEL	0.00	0.00	0.00	0.00	0.00	0.00	0.00
10E108 2122 3320 00 000000	LINCOLN PUPIL SERV TRAVEL	0.00	0.00	0.00	0.00	0.00	0.00	0.00
10E109 2122 3320 00 000000	LONGFELLOW PUPIL SERV TRAVE	0.00	0.00	0.00	0.00	0.00	0.00	0.00
10E110 2122 3320 00 000000	WASHINGTON PUPIL SERV TRAVE	0.00	0.00	0.00	0.00	0.00	0.00	0.00
10E204 2122 3320 00 000000	JH PUPIL SERV TRAVEL	0.00	0.00	0.00	0.00	0.00	0.00	0.00
10E303 2122 3320 00 000000	HS PUPIL SERV TRAVEL	0.00	0.00	0.00	0.00	0.00	0.00	0.00
10E105 2122 4100 00 000000	ADAMS PUPIL SERV SUPPLIES	0.00	0.00	0.00	0.00	0.00	0.00	0.00
10E107 2122 4100 00 000000	JEFFERSON PUP SERV SUPPLIES	0.00	0.00	0.00	0.00	0.00	0.00	0.00
10E108 2122 4100 00 000000	LINCOLN PUPIL SERV SUPPLIES	0.00	0.00	0.00	0.00	0.00	0.00	0.00
10E109 2122 4100 00 000000	LONGFELLOW PUPIL SERV SUPPL	0.00	0.00	0.00	0.00	0.00	0.00	0.00
10E110 2122 4100 00 000000	WASHINGTON PUPIL SERV SUPPL	0.00	0.00	0.00	0.00	0.00	0.00	0.00
10E204 2122 4100 00 000000	JH PUPIL SERV SUPPLIES	0.00	0.00	0.00	0.00	0.00	0.00	0.00
10E303 2122 4100 00 000000	HS PUPIL SERV SUPPLIES	0.00	0.00	0.00	0.00	0.00	0.00	0.00
10E940 2130 4100 30 000000	ESSER SUPPLIES	0.00	0.00	0.00	0.00	0.00	0.00	0.00
10E000 2134 1150 00 000000	HEALTH SERV: SALARY	63,000.00	5,356.12	30,429.00	32,571.00	0.00	55,022.60	48.30
10E105 2134 1150 00 000000	ADAMS HEALTH SERV SALARY	32,000.00	2,380.18	14,459.73	17,540.27	0.00	27,474.98	45.19
10E107 2134 1150 00 000000	JEFFERSON HEALTH SERV SALAR	30,000.00	2,246.20	13,591.15	16,408.85	0.00	25,820.35	45.30

Account Number	Account Level Description Account Number	2023-24 Original Budget	December 2023-24 Monthly Activity	2023-24 FYTD Activity	2023-24 Available Funds	Encumbered Amount	2022-23 FY Activity	2023-24 FYTD %
10	EDUCATIONAL FUND							
10E108 2134 1150 00 000000	LINCOLN HEALTH SERV SALARY	32,000.00	2,429.92	14,697.68	17,302.32	0.00	28,073.08	45.93
10E109 2134 1150 00 000000	LONGFELLOW HEALTH SERV SALA	25,500.00	2,114.34	12,483.04	13,016.96	0.00	24,248.53	48.95
10E110 2134 1150 00 000000	WASHINGTON HEALTH SERV SALA	39,000.00	2,927.26	17,778.16	21,221.84	0.00	34,344.28	45.59
10E204 2134 1150 00 000000	JH HEALTH SALARY	20,000.00	1,526.86	9,176.64	10,823.36	0.00	17,564.60	45.88
10E303 2134 1150 00 000000	HS HEALTH SERV SALARY	25,500.00	6,197.50	16,743.26	8,756.74	0.00	24,129.55	65.66
10E960 2134 1150 30 000000	ESSER II HEALTH SERV SALARY	0.00	0.00	0.00	0.00	0.00	2,975.00	0.00
10E965 2134 1150 30 000000	ESSER III HEALTH SERVICE SA	9,463.00	1,893.16	15,297.10	-5,834.10	0.00	42,626.21	161.65
10E000 2134 1200 00 000000	HEALTH SERV SUB	0.00	0.00	0.00	0.00	0.00	0.00	0.00
10E204 2134 1200 00 000000	JH Health Sub	100.00	0.00	55.00	45.00	0.00	55.00	55.00
10E105 2134 1250 00 000000	ADAMS HEALTH SERV SUB SALAR	1,000.00	0.00	285.00	715.00	0.00	0.00	28.50
10E107 2134 1250 00 000000	JEFFERSON HEALTH SERV SUB S	1,500.00	95.00	190.00	1,310.00	0.00	95.00	12.67
10E108 2134 1250 00 000000	LINCOLN HEALTH SERV SUB	1,000.00	0.00	0.00	1,000.00	0.00	0.00	0.00
10E109 2134 1250 00 000000	LONGFELLOW HEALTH SERV SUB	1,000.00	0.00	0.00	1,000.00	0.00	0.00	0.00
10E110 2134 1250 00 000000	WASHINGTON HEALTH SERV SUB	1,000.00	0.00	570.00	430.00	0.00	380.00	57.00
10E204 2134 1250 00 000000	JH HEALTH SERV SUB	1,000.00	0.00	95.00	905.00	0.00	470.00	9.50
10E303 2134 1250 00 000000	HS HEALT SERV SUB SALARY	1,000.00	0.00	95.00	905.00	0.00	0.00	9.50
10E000 2134 2110 00 000000	HEALTH SERV: TRS 9%	1,000.00	0.00	0.00	1,000.00	0.00	0.00	0.00
10E000 2134 2120 00 000000	HEALTH: IMRF	3,100.00	252.38	1,433.80	1,666.20	0.00	2,592.60	46.25
10E105 2134 2120 00 000000	ADAMS HEALTH SERV IMRF	1,400.00	112.16	681.38	718.62	0.00	1,294.69	48.67
10E107 2134 2120 00 000000	JEFFERSON HEALTH SERV IMRF	1,350.00	105.84	640.41	709.59	0.00	1,216.68	47.44
10E108 2134 2120 00 000000	LINCOLN HEALTH SERV IMRF	1,450.00	114.50	692.57	757.43	0.00	1,322.86	47.76
10E109 2134 2120 00 000000	LONGFELLOW HEALTH SERV IMRF	1,275.00	99.62	588.16	686.84	0.00	1,142.54	46.13
10E110 2134 2120 00 000000	WASHINGTON HEALTH SERV IMRF	1,800.00	137.94	837.72	962.28	0.00	1,618.22	46.54
10E204 2134 2120 00 000000	JH HEALTH IMRF	1,000.00	71.94	432.37	567.63	0.00	827.56	43.24
10E303 2134 2120 00 000000	HS HEALTH SERV IMRF	1,275.00	292.02	788.90	486.10	0.00	1,136.93	61.87
10E960 2134 2120 30 000000	ESSER 2 Health IMRF	0.00	0.00	0.00	0.00	0.00	140.18	0.00
10E965 2134 2120 30 000000	ESSER 3 Health IMRF	1,000.00	89.20	720.75	279.25	0.00	2,008.41	72.08
10E000 2134 2170 00 000000	HEALTH SERV: TRS .58%	0.00	0.00	0.00	0.00	0.00	0.00	0.00
10E204 2134 2170 00 000000	JH Health TRS .58	100.00	0.00	0.32	99.68	0.00	0.32	0.32
10E000 2134 2220 00 000000	HEALTH SERV: INSUR	16,900.00	1,405.40	8,365.48	8,534.52	0.00	15,940.06	49.50
10E105 2134 2220 00 000000	ADAMS HEALTH SERV HEALTH IN	0.00	0.00	0.00	0.00	0.00	0.00	0.00
10E107 2134 2220 00 000000	JEFFERSON HEALTH SERV HEALT	0.00	0.00	0.00	0.00	0.00	0.00	0.00
10E108 2134 2220 00 000000	LINCOLN HEALTH SERV HEALTH	9,200.00	759.72	4,522.14	4,677.86	0.00	8,616.70	49.15
10E109 2134 2220 00 000000	LONGFELLOW HEALTH SERV HEAL	0.00	0.00	0.00	0.00	0.00	0.00	0.00
10E110 2134 2220 00 000000	WASHINGTON HEALTH SERV HEAL	9,200.00	759.72	4,522.14	4,677.86	0.00	7,958.94	49.15
10E204 2134 2220 00 000000	JH HEALTH SERV HEALTH INS	9,200.00	759.72	4,522.14	4,677.86	0.00	7,235.40	49.15
10E303 2134 2220 00 000000	HS HEALTH SERV HEALTH INSUR	9,200.00	0.00	3,762.42	5,437.58	0.00	6,150.09	40.90
10E965 2134 2220 30 000000	ESSER 3 Health Ins	9,600.00	803.58	4,772.68	4,827.32	0.00	8,302.58	49.72

Account Number	Account Level Description Account Number	2023-24 Original Budget	December 2023-24 Monthly Activity	2023-24 FYTD Activity	2023-24 Available Funds	Encumbered Amount	2022-23 FY Activity	2023-24 FYTD %
10	EDUCATIONAL FUND							
10E000 2134 2250 00 000000	HEALTH SERV: TRS .5%	0.00	0.00	0.00	0.00	0.00	0.00	0.00
10E204 2134 2250 00 000000	JH Health TRS .58	100.00	0.00	0.37	99.63	0.00	0.36	0.37
10E000 2134 3190 00 000000	HEALTH SERVICE: PURCHASED S	1,500.00	0.00	514.76	985.24	0.00	1,257.00	34.32
10E105 2134 3190 00 000000	ADAMS HEALTH SERV PURCH SER	0.00	0.00	0.00	0.00	0.00	0.00	0.00
10E107 2134 3190 00 000000	JEFFERSON HEALT SERV PURCHA	0.00	0.00	0.00	0.00	0.00	0.00	0.00
10E108 2134 3190 00 000000	LINCOLN HEALTH SERV PURCH S	0.00	0.00	0.00	0.00	0.00	0.00	0.00
10E109 2134 3190 00 000000	LONGFELLOW HEALTH SERV PURC	0.00	0.00	0.00	0.00	0.00	0.00	0.00
10E110 2134 3190 00 000000	WASHINGTON HEALTH SERV PURC	0.00	0.00	0.00	0.00	0.00	0.00	0.00
10E204 2134 3190 00 000000	JH HEALTH SERV PURCHASED SE	0.00	0.00	0.00	0.00	0.00	0.00	0.00
10E303 2134 3190 00 000000	HS HEALTH SERV PURCHASED SE	0.00	0.00	0.00	0.00	0.00	0.00	0.00
10E000 2134 3320 00 000000	HEALTH SERV: TRAVEL	400.00	0.00	758.87	-358.87	0.00	0.00	189.72
10E105 2134 3320 00 000000	ADAMS HEALTH SERV TRAVEL	100.00	0.00	0.00	100.00	0.00	54.40	0.00
10E107 2134 3320 00 000000	JEFFERSON HEALTH SERV TRAVE	100.00	0.00	0.00	100.00	0.00	0.00	0.00
10E108 2134 3320 00 000000	LINCOLN HEALTH SERV TRAVEL	100.00	0.00	0.00	100.00	0.00	0.00	0.00
10E109 2134 3320 00 000000	LONGFELLOW HEALTH SERV TRAV	100.00	0.00	0.00	100.00	0.00	0.00	0.00
10E110 2134 3320 00 000000	WASHINGTON HEALTH SERV TRAV	100.00	0.00	0.00	100.00	0.00	60.00	0.00
10E204 2134 3320 00 000000	JH HEALTH SERV TRAVEL	100.00	0.00	0.00	100.00	0.00	0.00	0.00
10E303 2134 3320 00 000000	HS HEALTH SERV TRAVEL	100.00	0.00	0.00	100.00	0.00	0.00	0.00
10E000 2134 4100 00 000000	HEALTH SERV: SUPPLIES	4,000.00	0.00	1,710.82	2,289.18	0.00	2,897.87	42.77
10E105 2134 4100 00 000000	ADAMS HEALTH SERV SUPPLIES	2,000.00	0.00	776.49	1,223.51	0.00	2,061.64	38.82
10E107 2134 4100 00 000000	JEFFERSON HEALTH SERV SUPPL	2,000.00	0.00	1,361.17	292.22	346.61	1,076.58	68.06
10E108 2134 4100 00 000000	LINCOLN HEALTH SERV SUPPLIE	2,000.00	0.00	578.66	1,348.99	72.35	956.47	28.93
10E109 2134 4100 00 000000	LONGFELLOW HEALTH SERV SUPP	800.00	0.00	395.73	404.27	0.00	337.44	49.47
10E110 2134 4100 00 000000	WASHINGTON HEALTH SERV SUPP	1,000.00	0.00	154.04	709.84	136.12	852.52	15.40
10E204 2134 4100 00 000000	JH HEALTH SERV SUPPLIES	1,000.00	0.00	305.15	694.85	0.00	817.97	30.52
10E303 2134 4100 00 000000	HS HEALTH SERV SUPPLIES	2,000.00	66.08	927.98	740.62	331.40	1,195.12	46.40
10E941 2134 4100 00 000000	MCV GRANT SUPPLIES	0.00	0.00	0.00	0.00	0.00	787.50	0.00
10E960 2134 4100 30 000000	ESSER II HEALTH SERV SUPPLI	0.00	0.00	0.00	0.00	0.00	0.00	0.00
10E000 2134 5400 00 000000	HEALTH SERV: EQUIP	0.00	0.00	0.00	0.00	0.00	0.00	0.00
10E105 2134 5400 00 000000	ADAMS HEALTH SERV EQUIPMENT	0.00	0.00	0.00	0.00	0.00	0.00	0.00
10E107 2134 5400 00 000000	JEFFERSON HEALTH SERV EQUIP	0.00	0.00	0.00	0.00	0.00	0.00	0.00
10E108 2134 5400 00 000000	LINCOLN HEALTH SERV EQUIPME	0.00	0.00	0.00	0.00	0.00	0.00	0.00
10E109 2134 5400 00 000000	LONGFELLOW HEALTH SERV EQUI	0.00	0.00	0.00	0.00	0.00	0.00	0.00
10E110 2134 5400 00 000000	WASHINGTON HEALTH SERV EQUI	0.00	0.00	0.00	0.00	0.00	0.00	0.00
10E204 2134 5400 00 000000	JH HEALTH SERV CAPITAL OUTL	0.00	0.00	0.00	0.00	0.00	0.00	0.00
10E303 2134 5400 00 000000	HS HEALTH SERV CAPITAL OUTL	0.00	0.00	0.00	0.00	0.00	0.00	0.00
10E105 2190 1190 00 000000	ADAMS SUPPORT STAFF SALARY	14,000.00	2,142.13	8,824.66	5,175.34	0.00	12,017.13	63.03
10E107 2190 1190 00 000000	JEFFERSON SUPPORT STAFF SAL	51,000.00	4,386.53	25,225.62	25,774.38	0.00	38,866.86	49.46

Account Number	Account Level Description Account Number	2023-24 Original Budget	December 2023-24 Monthly Activity	2023-24 FYTD Activity	2023-24 Available Funds	Encumbered Amount	2022-23 FY Activity	2023-24 FYTD %
10	EDUCATIONAL FUND							
10E108 2190 1190 00 000000	LINCOLN SUPPORT STAFF SALAR	88,000.00	5,986.56	29,575.00	58,425.00	0.00	61,161.65	33.61
10E109 2190 1190 00 000000	LONGFELLOW SUPPORT STAFF SA	45,000.00	3,111.13	16,588.21	28,411.79	0.00	29,643.52	36.86
10E110 2190 1190 00 000000	WASHINGTON SUPPORT STAFF SA	104,000.00	9,658.50	48,089.97	55,910.03	0.00	85,971.37	46.24
10E204 2190 1190 00 000000	JH SUPPORT STAFF	54,000.00	3,261.59	18,602.33	35,397.67	0.00	24,543.54	34.45
10E303 2190 1190 00 000000	HS SUPPORT STAFF SALARY	130,000.00	10,759.30	55,923.18	74,076.82	0.00	103,787.42	43.02
10E105 2190 2120 00 000000	ADAMS SUPPORT STAFF IMRF	500.00	0.00	0.00	500.00	0.00	193.52	0.00
10E107 2190 2120 00 000000	JEFFERSON SUPPORT STAFF IMR	500.00	33.59	169.68	330.32	0.00	286.90	33.94
10E108 2190 2120 00 000000	LINCOLN SUPPORT STAFF IMRF	500.00	68.22	406.89	93.11	0.00	413.54	81.38
10E109 2190 2120 00 000000	LONGFELLOW SUPPORT STAFF IM	500.00	56.00	244.28	255.72	0.00	264.93	48.86
10E110 2190 2120 00 000000	WASHINGTON SUPPORT STAFF IM	2,700.00	403.25	1,926.19	773.81	0.00	2,557.51	71.34
10E204 2190 2120 00 000000	JH SUPPORT STAFF IMRF	1,000.00	142.49	849.34	150.66	0.00	633.80	84.93
10E303 2190 2120 00 000000	HS SUPPORT STAFF IMRF	5,000.00	506.99	2,598.90	2,401.10	0.00	4,870.82	51.98
10E105 2190 2220 00 000000	ADAMS SUPPORT STAFF HEALTH	0.00	0.00	0.00	0.00	0.00	0.00	0.00
10E107 2190 2220 00 000000	JEFFERSON SUPPORT STAFF HEA	0.00	1,071.44	4,285.76	-4,285.76	0.00	0.00	0.00
10E108 2190 2220 00 000000	LINCOLN SUPPORT STAFF HEALT	0.00	0.00	0.00	0.00	0.00	0.00	0.00
10E109 2190 2220 00 000000	LONGFELLOW SUPPORT STAFF HE	0.00	0.00	0.00	0.00	0.00	0.00	0.00
10E110 2190 2220 00 000000	WASHINGTON SUPPORT STAFF HE	7,600.00	759.72	3,418.74	4,181.26	0.00	7,235.40	44.98
10E204 2190 2220 00 000000	JH SUPPORT STAFF HEALTH INS	0.00	0.00	0.00	0.00	0.00	0.00	0.00
10E303 2190 2220 00 000000	HS Support Staff Health	0.00	0.00	0.00	0.00	0.00	0.00	0.00
10E303 2190 4100 00 000000	HS DIPLOMA/PROGRAM	15,000.00	0.00	0.00	14,506.58	0.00	14,061.92	0.00
10E000 2210 1110 00 000000	IMP INST: SALARY,DIR CUR	92,250.00	7,687.50	49,968.75	42,281.25	0.00	95,852.80	54.17
10E902 2210 1110 30 000000	Title I: Imp Inst Dir	101,667.00	0.00	7,687.50	93,979.50	0.00	0.00	7.56
10E902 2210 1110 30 105000	ADAMS TITLE I IMP INST DIR	0.00	512.50	768.75	-768.75	0.00	3,745.16	0.00
10E902 2210 1110 30 107000	JEFFERSON TITLE I IMP INST	0.00	3,025.26	4,537.89	-4,537.89	0.00	3,745.16	0.00
10E902 2210 1110 30 108000	LINCOLN TITLE I IMP INST DI	0.00	1,179.26	1,768.89	-1,768.89	0.00	3,745.16	0.00
10E902 2210 1110 30 109000	LONG TITLE I IMP INST DIR	0.00	0.00	0.00	0.00	0.00	3,745.16	0.00
10E902 2210 1110 30 110000	WASHINGTO TITLE I IMP INST	0.00	1,179.26	1,768.89	-1,768.89	0.00	3,745.20	0.00
10E930 2210 1110 00 105000	AD TITLE I IMP INST	0.00	0.00	0.00	0.00	0.00	0.00	0.00
10E930 2210 1110 00 107000	JE TITLE I IMP INST	0.00	0.00	0.00	0.00	0.00	0.00	0.00
10E930 2210 1110 00 108000	LI TITLE I IMP INST	0.00	0.00	0.00	0.00	0.00	0.00	0.00
10E930 2210 1110 00 109000	LO TITLE I IMP INST	0.00	0.00	0.00	0.00	0.00	0.00	0.00
10E930 2210 1110 00 110000	WA TITLE I IMP INST	0.00	0.00	0.00	0.00	0.00	0.00	0.00
10E930 2210 1110 30 000000	TITLE I IMP INST DIR	0.00	0.00	0.00	0.00	0.00	0.00	0.00
10E303 2210 1130 00 000001	3 CIRCLE AG GRANT SALARY	2,000.00	0.00	821.48	1,178.52	0.00	3,324.16	41.07
10E303 2210 1130 00 000002	LOCAL 3 CIRCLE GRANT	2,000.00	0.00	0.00	2,000.00	0.00	0.00	0.00
10E936 2210 1130 00 000004	Title SIP MJHS Stipend	0.00	0.00	0.00	0.00	0.00	0.00	0.00
10E936 2210 1130 00 000005	Title SIP Adams Stipend	0.00	0.00	0.00	0.00	0.00	0.00	0.00
10E960 2210 1130 30 000000	ESSER II Salaries	0.00	0.00	0.00	0.00	0.00	10,682.50	0.00

Account Number	Account Level Description Account Number	2023-24 Original Budget	December 2023-24 Monthly Activity	2023-24 FYTD Activity	2023-24 Available Funds	Encumbered Amount	2022-23 FY Activity	2023-24 FYTD %
10	EDUCATIONAL FUND							
10E965 2210 1130 30 000000	ESSER III CERT SALARY	54,740.00	5,685.00	13,845.00	40,895.00	0.00	0.00	25.29
10E000 2210 1150 00 000000	IMP INST: SALARY,SECRETA	45,000.00	0.00	17,125.58	27,874.42	0.00	40,353.78	38.06
10E000 2210 1300 00 000000	Imp.Inst.-Stipends	2,800.00	0.00	0.00	2,800.00	0.00	74.04	0.00
10E902 2210 1300 30 000000	TITLE I STIPENDS	110,760.00	0.00	0.00	110,760.00	0.00	0.00	0.00
10E902 2210 1300 30 105000	ADAMS TITLE I STIPENDS	0.00	0.00	3,333.75	-3,333.75	0.00	0.00	0.00
10E902 2210 1300 30 107000	JEFFERSON TITLE I STIPENDS	0.00	0.00	3,333.75	-3,333.75	0.00	0.00	0.00
10E902 2210 1300 30 108000	LINCOLN TITLE I STIPENDS	0.00	0.00	3,333.75	-3,333.75	0.00	0.00	0.00
10E902 2210 1300 30 109000	LONGFELLOW TITLE I STIPENDS	0.00	0.00	3,333.75	-3,333.75	0.00	0.00	0.00
10E902 2210 1300 30 110000	WASHINGTON TITLE I STIPENDS	0.00	0.00	3,333.80	-3,333.80	0.00	0.00	0.00
10E930 2210 1300 30 000000	TITLE I: STIPENDS	6,500.00	0.00	0.00	6,500.00	0.00	3,720.00	0.00
10E930 2210 1300 30 105000	Title I Salary-Summer Schoo	0.00	0.00	259.60	-259.60	0.00	6,559.00	0.00
10E930 2210 1300 30 107000	Title I Salary-Summer Schoo	0.00	0.00	908.60	-908.60	0.00	9,804.40	0.00
10E930 2210 1300 30 108000	Title I Salary-Summer Schoo	0.00	0.00	8,177.40	-8,177.40	0.00	46,148.40	0.00
10E930 2210 1300 30 109000	Title I Salary-Summer Schoo	0.00	0.00	2,466.20	-2,466.20	0.00	17,592.40	0.00
10E930 2210 1300 30 110000	Title I Salary-Summer Schoo	0.00	0.00	1,168.20	-1,168.20	0.00	11,102.40	0.00
10E935 2210 1300 00 000004	JH TITLE I 1003A STIPENDS	0.00	0.00	0.00	0.00	0.00	0.00	0.00
10E935 2210 1300 00 000005	AD TITLE I 1003A STIPENDS	0.00	0.00	0.00	0.00	0.00	0.00	0.00
10E935 2210 1300 00 000007	JE TITLE I 1003A STIPENDS	0.00	0.00	0.00	0.00	0.00	0.00	0.00
10E960 2210 1300 30 000000	ESSER II IMPR INSTR SALARIE	0.00	0.00	0.00	0.00	0.00	0.00	0.00
10E965 2210 1300 30 000000	ESSER III CERTIFIED SALARY	0.00	0.00	0.00	0.00	0.00	0.00	0.00
10E000 2210 2100 00 000000	IMPROVEMENT INSTRUCTION FED	1,635.00	0.00	1,633.24	1.76	0.00	0.00	99.89
10E902 2210 2100 30 000000	TITLE I FED TRS	12,000.00	0.00	746.25	11,253.75	0.00	0.00	6.22
10E902 2210 2100 30 105000	AD TITLE I FED TRS	0.00	59.70	477.90	-477.90	0.00	281.27	0.00
10E902 2210 2100 30 107000	JE TITLE I FED TRS	0.00	352.40	916.95	-916.95	0.00	105.48	0.00
10E902 2210 2100 30 108000	LI TITLE I FED TRS	0.00	137.36	594.39	-594.39	0.00	105.48	0.00
10E902 2210 2100 30 109000	LO TITLE I FED TRS	0.00	0.00	388.35	-388.35	0.00	105.48	0.00
10E902 2210 2100 30 110000	WA TITLE I FED TRS	0.00	137.36	594.29	-594.29	0.00	105.45	0.00
10E930 2210 2100 00 105000	AD TITLE I FED TRS	0.00	0.00	0.00	0.00	0.00	0.00	0.00
10E930 2210 2100 00 107000	JE TITLE I FED TRS	0.00	0.00	0.00	0.00	0.00	0.00	0.00
10E930 2210 2100 00 108000	LI TITLE I FED TRS	0.00	0.00	0.00	0.00	0.00	0.00	0.00
10E930 2210 2100 00 109000	LO TITLE I FED TRS	0.00	0.00	0.00	0.00	0.00	0.00	0.00
10E930 2210 2100 00 110000	WA TITLE I FED TRS	0.00	0.00	0.00	0.00	0.00	0.00	0.00
10E930 2210 2100 30 000000	TITLE I: IMP INST RET 10	0.00	0.00	0.00	0.00	0.00	0.00	0.00
10E930 2210 2100 30 105000	Title I Fed TRS-Summer Scho	0.00	0.00	0.00	0.00	0.00	907.79	0.00
10E930 2210 2100 30 107000	Title I Fed TRS-Summer Scho	0.00	0.00	0.00	0.00	0.00	1,356.05	0.00
10E930 2210 2100 30 108000	Title I Fed TRS-Summer Scho	0.00	0.00	0.00	0.00	0.00	6,383.56	0.00
10E930 2210 2100 30 109000	Title I FED TRS-Summer Scho	0.00	0.00	0.00	0.00	0.00	2,433.40	0.00
10E930 2210 2100 30 110000	Title I Fed TRS-Summer Scho	0.00	0.00	0.00	0.00	0.00	1,535.77	0.00

Account Number	Account Level Description Account Number	2023-24 Original Budget	December 2023-24 Monthly Activity	2023-24 FYTD Activity	2023-24 Available Funds	Encumbered Amount	2022-23 FY Activity	2023-24 FYTD %
10	EDUCATIONAL FUND							
10E935 2210 2100 00 000004	TITLE II FED TRS	0.00	0.00	0.00	0.00	0.00	0.00	0.00
10E935 2210 2100 00 000005	TITLE SIP FED TRS	0.00	0.00	0.00	0.00	0.00	0.00	0.00
10E960 2210 2100 30 000000	ESSER 2 Fed Trs	0.00	0.00	0.00	0.00	0.00	1,117.06	0.00
10E965 2210 2100 30 000000	ESSER III FED TRS	6,400.00	562.61	1,292.95	5,107.05	0.00	0.00	20.20
10E000 2210 2110 00 000000	IMP INST: TRS 9%	9,500.00	760.30	4,941.96	4,558.04	0.00	10,844.10	52.02
10E303 2210 2110 00 000001	3 CIRCLE AG GRANT TRS 9%	450.00	0.00	0.00	450.00	0.00	411.86	0.00
10E902 2210 2110 30 000000	TITLE I 9% TRS	10,100.00	0.00	633.60	9,466.40	0.00	0.00	6.27
10E902 2210 2110 30 105000	AD TITLE I TRS 9%	0.00	50.68	405.72	-405.72	0.00	241.30	0.00
10E902 2210 2110 30 107000	JE TITLE I TRS 9%	0.00	299.20	778.50	-778.50	0.00	90.48	0.00
10E902 2210 2110 30 108000	LI TITLE I TRS 9%	0.00	116.62	504.63	-504.63	0.00	90.48	0.00
10E902 2210 2110 30 109000	LO TITLE I TRS 9%	0.00	0.00	329.70	-329.70	0.00	90.48	0.00
10E902 2210 2110 30 110000	WA TITLE I TRS 9%	0.00	116.64	504.72	-504.72	0.00	90.54	0.00
10E930 2210 2110 00 105000	AD TITLE I TRS 9%	0.00	0.00	0.00	0.00	0.00	0.00	0.00
10E930 2210 2110 00 107000	JE TITLE I TRS 9%	0.00	0.00	0.00	0.00	0.00	0.00	0.00
10E930 2210 2110 00 108000	LI TITLE I TRS 9%	0.00	0.00	0.00	0.00	0.00	0.00	0.00
10E930 2210 2110 00 109000	LO TITLE I TRS 9%	0.00	0.00	0.00	0.00	0.00	0.00	0.00
10E930 2210 2110 00 110000	WA TITLE I TRS 9%	0.00	0.00	0.00	0.00	0.00	0.00	0.00
10E930 2210 2110 30 000000	TITLE I: TRS 9.8901	0.00	0.00	0.00	0.00	0.00	0.00	0.00
10E930 2210 2110 30 105000	Title I TRS-Summer School	0.00	0.00	0.00	0.00	0.00	778.15	0.00
10E930 2210 2110 30 107000	Title I TRS-Summer School	0.00	0.00	0.00	0.00	0.00	1,163.73	0.00
10E930 2210 2110 30 108000	Title I TRS-Summer School	0.00	0.00	0.00	0.00	0.00	5,477.02	0.00
10E930 2210 2110 30 109000	Title I TRS-Summer School	0.00	0.00	0.00	0.00	0.00	2,087.98	0.00
10E930 2210 2110 30 110000	Title I TRS-Summer School	0.00	0.00	0.00	0.00	0.00	1,317.61	0.00
10E935 2210 2110 00 000004	TITLE II TRS 9%	0.00	0.00	0.00	0.00	0.00	0.00	0.00
10E935 2210 2110 00 000005	TITLE SIP TRS	0.00	0.00	0.00	0.00	0.00	0.00	0.00
10E940 2210 2110 30 000000	ESSER TRS 9%	0.00	0.00	0.00	0.00	0.00	0.00	0.00
10E960 2210 2110 30 000000	ESSER 2 TRS	0.00	0.00	0.00	0.00	0.00	994.65	0.00
10E965 2210 2110 30 000000	ESSER III TRS	5,450.00	508.83	1,222.36	4,227.64	0.00	0.00	22.43
10E000 2210 2120 00 000000	IMP INST: IMRF	2,250.00	0.00	651.92	1,598.08	0.00	1,901.55	28.97
10E902 2210 2120 30 000000	TITLE I IMRF	0.00	0.00	0.00	0.00	0.00	0.00	0.00
10E930 2210 2120 30 000000	TITLE 1: IMRF	0.00	0.00	0.00	0.00	0.00	0.00	0.00
10E940 2210 2120 30 000000	ESSER IMRF 4.5%	0.00	0.00	0.00	0.00	0.00	0.00	0.00
10E960 2210 2120 30 000000	ESSER 2 IMRF	0.00	0.00	0.00	0.00	0.00	6.13	0.00
10E000 2210 2170 00 000000	IMP INST: TRS .58%	800.00	49.06	318.86	481.14	0.00	678.28	39.86
10E303 2210 2170 00 000001	3 CIRCLE AG GRANT TRS .58%	40.00	0.00	0.00	40.00	0.00	26.56	0.00
10E902 2210 2170 30 000000	TITLE I .58% TRS	650.00	0.00	40.85	609.15	0.00	0.00	6.28
10E902 2210 2170 30 105000	AD TITLE I TRS .58%	0.00	3.28	26.17	-26.17	0.00	13.85	0.00
10E902 2210 2170 30 107000	JE TITLE I TRS .58%	0.00	19.30	50.20	-50.20	0.00	4.09	0.00

Account Number	Account Level Description Account Number	2023-24 Original Budget	December 2023-24 Monthly Activity	2023-24 FYTD Activity	2023-24 Available Funds	Encumbered Amount	2022-23 FY Activity	2023-24 FYTD %
10	EDUCATIONAL FUND							
10E902 2210 2170 30 108000	LI TITLE I TRS .58%	0.00	7.54	32.56	-32.56	0.00	4.09	0.00
10E902 2210 2170 30 109000	LO TITLE I TRS .58%	0.00	0.00	21.25	-21.25	0.00	4.09	0.00
10E902 2210 2170 30 110000	WA TITLE I TRS .58%	0.00	7.50	32.60	-32.60	0.00	4.07	0.00
10E930 2210 2170 00 105000	AD TITLE I TRS .58%	0.00	0.00	0.00	0.00	0.00	0.00	0.00
10E930 2210 2170 00 107000	JE TITLE I TRS .58%	0.00	0.00	0.00	0.00	0.00	0.00	0.00
10E930 2210 2170 00 108000	LI TITLE I TRS .58%	0.00	0.00	0.00	0.00	0.00	0.00	0.00
10E930 2210 2170 00 109000	LO TITLE I TRS .58%	0.00	0.00	0.00	0.00	0.00	0.00	0.00
10E930 2210 2170 00 110000	WA TITLE I TRS .58%	0.00	0.00	0.00	0.00	0.00	0.00	0.00
10E930 2210 2170 30 000000	TITLE I: TRS .58%	0.00	0.00	0.00	0.00	0.00	0.00	0.00
10E930 2210 2170 30 105000	Title I .58% TRS-Summer Sch	0.00	0.00	0.00	0.00	0.00	50.18	0.00
10E930 2210 2170 30 107000	Title I .58% TRS-Summer Sch	0.00	0.00	0.00	0.00	0.00	75.11	0.00
10E930 2210 2170 30 108000	Title I .58% TRS-Summer Sch	0.00	0.00	0.00	0.00	0.00	353.29	0.00
10E930 2210 2170 30 109000	Title I .58% TRS-Summer Sch	0.00	0.00	0.00	0.00	0.00	134.65	0.00
10E930 2210 2170 30 110000	Title I .58% TRS-Summer Sch	0.00	0.00	0.00	0.00	0.00	84.97	0.00
10E935 2210 2170 00 000004	TITLE II TRS .58%	0.00	0.00	0.00	0.00	0.00	0.00	0.00
10E935 2210 2170 00 000005	TITLE SIP TRS .58%	0.00	0.00	0.00	0.00	0.00	0.00	0.00
10E940 2210 2170 30 000000	ESSER TITLE TRS .58%	0.00	0.00	0.00	0.00	0.00	0.00	0.00
10E960 2210 2170 30 000000	ESSER 2 TRS .58	0.00	0.00	0.00	0.00	0.00	67.00	0.00
10E965 2210 2170 30 000000	ESSER III TRS .58%	350.00	32.83	78.83	271.17	0.00	0.00	22.52
10E000 2210 2220 00 000000	IMP INST: HEALTH INSUR	18,300.00	759.72	6,765.12	11,534.88	0.00	31,220.86	36.97
10E902 2210 2220 30 000000	TITLE I HEALTH INSURANCE	22,000.00	0.00	0.00	22,000.00	0.00	0.00	0.00
10E902 2210 2220 30 105000	AD TITLE I HEALTH INS	0.00	0.00	996.50	-996.50	0.00	724.72	0.00
10E902 2210 2220 30 107000	JE TITLE I HEALTH INS	0.00	597.88	1,893.32	-1,893.32	0.00	724.72	0.00
10E902 2210 2220 30 108000	LI TITLE I HEALTH INS	0.00	199.30	1,295.45	-1,295.45	0.00	724.72	0.00
10E902 2210 2220 30 109000	LO TITLE I HEALTH INS	0.00	0.00	996.50	-996.50	0.00	724.72	0.00
10E902 2210 2220 30 110000	WA TITLE I HEALTH INS	0.00	199.30	1,295.35	-1,295.35	0.00	724.68	0.00
10E930 2210 2220 00 105000	AD TITLE I HEALTH INS	0.00	0.00	0.00	0.00	0.00	0.00	0.00
10E930 2210 2220 00 107000	JE TITLE I HEALTH INS	0.00	0.00	0.00	0.00	0.00	0.00	0.00
10E930 2210 2220 00 108000	LI TITLE I HEALTH INS	0.00	0.00	0.00	0.00	0.00	0.00	0.00
10E930 2210 2220 00 109000	LO TITLE I HEALTH INS	0.00	0.00	0.00	0.00	0.00	0.00	0.00
10E930 2210 2220 00 110000	WA TITLE I HEALTH INS	0.00	0.00	0.00	0.00	0.00	0.00	0.00
10E930 2210 2220 30 000000	TITLE I: HEALTH INS	3,900.00	0.00	0.00	3,900.00	0.00	0.00	0.00
10E930 2210 2220 30 105000	AD Title I Health Ins	0.00	0.00	77.84	-77.84	0.00	379.60	0.00
10E930 2210 2220 30 107000	JE Title I Health Ins	0.00	0.00	272.36	-272.36	0.00	1,328.60	0.00
10E930 2210 2220 30 108000	LI Title I Health Ins	0.00	0.00	2,451.34	-2,451.34	0.00	11,957.80	0.00
10E930 2210 2220 30 109000	LO Title I Health Ins	0.00	0.00	739.30	-739.30	0.00	3,606.40	0.00
10E930 2210 2220 30 110000	WA Title I Health Ins	0.00	0.00	350.18	-350.18	0.00	1,708.20	0.00
10E965 2210 2220 30 000000		0.00	25.82	25.82	-25.82	0.00	0.00	0.00

Account Number	Account Level Description Account Number	2023-24 Original Budget	December 2023-24 Monthly Activity	2023-24 FYTD Activity	2023-24 Available Funds	Encumbered Amount	2022-23 FY Activity	2023-24 FYTD %
10	EDUCATIONAL FUND							
10E303 2210 2225 00 000001	3 CIRCLE AG GRANT TRS THIS	0.00	0.00	0.00	0.00	0.00	0.00	0.00
10E000 2210 2250 00 000000	IMP INST: INS .5% TRS	2,000.00	132.64	862.14	1,137.86	0.00	1,891.75	43.11
10E303 2210 2250 00 000001	HS 3 CIRCLE TRS HEALTH INS	90.00	0.00	0.00	90.00	0.00	71.79	0.00
10E902 2210 2250 30 000000	TITLE I TRS HEALTH	1,800.00	0.00	110.50	1,689.50	0.00	0.00	6.14
10E902 2210 2250 30 105000	AD TITLE I TRS HEALTH INS	0.00	8.84	70.76	-70.76	0.00	42.09	0.00
10E902 2210 2250 30 107000	JE TITLE I TRS HEALTH INS	0.00	52.20	135.80	-135.80	0.00	15.78	0.00
10E902 2210 2250 30 108000	LI TITLE I TRS HEALTH INS	0.00	20.34	88.01	-88.01	0.00	15.78	0.00
10E902 2210 2250 30 109000	LO TITLE I TRS HEALTH INS	0.00	0.00	57.50	-57.50	0.00	15.78	0.00
10E902 2210 2250 30 110000	WA TITLE I TRS HEALTH INS	0.00	20.34	88.11	-88.11	0.00	15.81	0.00
10E930 2210 2250 00 105000	AD TITLE I TRS HEALTH INS	0.00	0.00	0.00	0.00	0.00	0.00	0.00
10E930 2210 2250 00 107000	JE TITLE I TRS HEALTH INS	0.00	0.00	0.00	0.00	0.00	0.00	0.00
10E930 2210 2250 00 108000	LI TITLE I TRS HEALTH INS	0.00	0.00	0.00	0.00	0.00	0.00	0.00
10E930 2210 2250 00 109000	LO TITLE I TRS HEALTH INS	0.00	0.00	0.00	0.00	0.00	0.00	0.00
10E930 2210 2250 00 110000	WA TITLE I TRS HEALTH INS	0.00	0.00	0.00	0.00	0.00	0.00	0.00
10E930 2210 2250 30 000000	TITLE I: HEALT INS TRS .	0.00	0.00	0.00	0.00	0.00	0.00	0.00
10E930 2210 2250 30 105000	Title I TRS INS.-Summer Sch	0.00	0.00	0.00	0.00	0.00	135.63	0.00
10E930 2210 2250 30 107000	Title I TRS INS.-Summer Sch	0.00	0.00	0.00	0.00	0.00	203.03	0.00
10E930 2210 2250 30 108000	Title I TRS INS.-Summer Sch	0.00	0.00	0.00	0.00	0.00	955.44	0.00
10E930 2210 2250 30 109000	Title I TRS INS.-Summer Sch	0.00	0.00	0.00	0.00	0.00	364.30	0.00
10E930 2210 2250 30 110000	Title I TRS INS.-Summer Sch	0.00	0.00	0.00	0.00	0.00	229.90	0.00
10E935 2210 2250 00 000004	TITLE II TRS HEALTH	0.00	0.00	0.00	0.00	0.00	0.00	0.00
10E935 2210 2250 00 000005	TITLE SIP TRS THIS	0.00	0.00	0.00	0.00	0.00	0.00	0.00
10E940 2210 2250 30 000000	ESSER TRS HEALTH INS	0.00	0.00	0.00	0.00	0.00	0.00	0.00
10E960 2210 2250 30 000000	ESSER 2 TRS Health	0.00	0.00	0.00	0.00	0.00	176.98	0.00
10E965 2210 2250 30 000000	ESSER III TRS THIS	950.00	88.77	213.28	736.72	0.00	0.00	22.45
10E000 2210 3140 00 000001	IMP INST: CONTRACTUAL	12,000.00	0.00	0.00	12,000.00	0.00	11,697.00	0.00
10E902 2210 3140 30 000000	TITLE I CONTRACTUAL/STIPEND	0.00	0.00	0.00	0.00	0.00	0.00	0.00
10E902 2210 3140 30 105000	ADAMS TITLE I CONTRACTUAL	0.00	0.00	0.00	0.00	0.00	0.00	0.00
10E902 2210 3140 30 107000	JEFFERSON TITLE I CONTRACTU	0.00	0.00	0.00	0.00	0.00	0.00	0.00
10E902 2210 3140 30 108000	LINCOLN TITLE I CONTRACTUAL	0.00	0.00	0.00	0.00	0.00	0.00	0.00
10E902 2210 3140 30 109000	Title I PURCHASE SERVICES	0.00	0.00	0.00	0.00	0.00	0.00	0.00
10E902 2210 3140 30 110000	WASHINGTON TITLE I CONTRACT	0.00	0.00	0.00	0.00	0.00	0.00	0.00
10E930 2210 3140 30 000000	TITLE I: CONTRACTUAL/STIPEN	0.00	0.00	0.00	0.00	0.00	500.00	0.00
10E930 2210 3140 30 105000	AD TITLE I PURCH SERV	0.00	0.00	0.00	0.00	0.00	0.00	0.00
10E930 2210 3140 30 107000	JE TITLE I PURCH SERV	0.00	0.00	0.00	0.00	0.00	0.00	0.00
10E930 2210 3140 30 108000	LI TITLE I PURCH SERV	0.00	0.00	0.00	0.00	0.00	0.00	0.00
10E930 2210 3140 30 109000	LO TITLE I PURCH SERV	0.00	0.00	0.00	0.00	0.00	0.00	0.00
10E930 2210 3140 30 110000	WA TITLE I PURCH SERV	0.00	0.00	0.00	0.00	0.00	0.00	0.00

Account Number	Account Level Description Account Number	2023-24 Original Budget	December 2023-24 Monthly Activity	2023-24 FYTD Activity	2023-24 Available Funds	Encumbered Amount	2022-23 FY Activity	2023-24 FYTD %
10	EDUCATIONAL FUND							
10E960 2210 3140 30 000000	ESSER II PURCHASED SERVICES	0.00	0.00	0.00	0.00	0.00	0.40	0.00
10E965 2210 3140 00 000000	ESSER III PURCHASE SERVICES	9,610.00	0.00	9,610.00	0.00	0.00	600.00	100.00
10E000 2210 3190 00 000000	IMP INST: AMERICORPS	21,000.00	0.00	16,625.00	4,375.00	0.00	7,875.00	79.17
10E000 2210 3190 00 000001	Imp.Inst.-Conf.Reg.Fees	1,000.00	0.00	0.00	1,000.00	0.00	0.00	0.00
10E000 2210 3190 00 000002	Imp.Inst.-Contr.Services	15,000.00	0.00	300.00	14,700.00	0.00	1,705.97	2.00
10E935 2210 3190 00 000004	JH TITLE I 1003A PURCHASE S	0.00	0.00	0.00	0.00	0.00	4,410.00	0.00
10E935 2210 3190 00 000005	AD TITLE I 1003A PURHCASE S	0.00	0.00	0.00	0.00	0.00	6,988.00	0.00
10E935 2210 3190 00 000007	JE TITLE I 1003A PURCHASE S	0.00	0.00	0.00	0.00	0.00	0.00	0.00
10E936 2210 3190 00 000004	MJHS TITLE I SIP PUR.SERV.	0.00	0.00	0.00	0.00	0.00	0.00	0.00
10E936 2210 3190 00 000005	Title SIP Adams Purchase Se	0.00	0.00	0.00	0.00	0.00	0.00	0.00
10E000 2210 3320 00 000000	IMP INST: TRAVEL	2,000.00	437.45	1,080.15	919.85	0.00	1,515.27	54.01
10E303 2210 3320 00 000004	AG GRANT: TRAVEL/REGISTRATI	326.00	0.00	0.00	326.00	0.00	0.00	0.00
10E000 2210 4100 00 000000	IMP INST: SUPPLIES	2,000.00	0.00	0.00	730.00	1,270.00	1,227.17	0.00
10E902 2210 4100 30 105000	ADAMS TITLE I SUPPLIES	0.00	0.00	0.00	0.00	0.00	0.00	0.00
10E902 2210 4100 30 107000	JEFFERSON TITLE I SUPPLIES	0.00	0.00	0.00	0.00	0.00	0.00	0.00
10E902 2210 4100 30 108000	LINCOLN TITLE I SUPPLIES	0.00	0.00	0.00	0.00	0.00	0.00	0.00
10E902 2210 4100 30 109000	LONGFELLOW TITLE I SUPPLIES	0.00	0.00	0.00	0.00	0.00	0.00	0.00
10E902 2210 4100 30 110000	WASHINGTON TITLE I SUPPLIES	0.00	0.00	0.00	0.00	0.00	0.00	0.00
10E930 2210 4100 30 000000	TITLE I: IMPRV INST SUPL	0.00	0.00	0.00	0.00	0.00	0.00	0.00
10E000 2210 5400 00 000000	Imp of Instruction Capital	1,000.00	0.00	0.00	1,000.00	0.00	0.00	0.00
10E000 2210 6400 00 000000	IMP INST: DUES/FEES	1,500.00	0.00	429.00	1,071.00	0.00	1,441.30	28.60
10E935 2211 2100 00 000005	TITLE SIP TRS	0.00	0.00	0.00	0.00	0.00	0.00	0.00
10E935 2211 2170 00 000005	TITLE SIP TRS .58%	0.00	0.00	0.00	0.00	0.00	0.00	0.00
10E935 2211 2250 00 000005	TITLE SIP TRS THIS	0.00	0.00	0.00	0.00	0.00	0.00	0.00
10E107 2222 4100 00 000000	Insurance replacements	100,000.00	11,811.03	24,156.15	23,884.45	51,959.40	10,762.06	24.16
10E000 2222 4300 00 000004	MEDIA: GRANT-STATE LIBR	3,130.00	0.00	156.08	1,649.79	1,324.13	1,426.54	4.99
10E000 2222 4300 00 000005	Media:IL Retired Teacher Gr	0.00	0.00	0.00	-592.35	592.35	0.00	0.00
10E000 2222 4300 00 000006	AISLE/LBSS Grant	0.00	0.00	0.00	-1,499.93	1,499.93	0.00	0.00
10E000 2222 4300 00 000007	ISL ROAD TO RECOVERY GRANT	0.00	0.00	0.00	0.00	0.00	0.00	0.00
10E105 2222 4300 00 000000	ADAMS MEDIA LIBRARY	1,000.00	0.00	153.69	0.00	846.31	1,073.49	15.37
10E107 2222 4300 00 000000	JEFFERSON MEDIA LIBRARY	2,200.00	0.00	137.23	615.77	1,447.00	2,181.36	6.24
10E108 2222 4300 00 000000	LINCOLN MEDIA LIBRARY	3,700.00	0.00	214.07	0.00	3,485.93	3,702.05	5.79
10E109 2222 4300 00 000000	LONGFELLOW MEDIA LIBRARY	2,400.00	0.00	225.05	96.46	2,078.49	2,401.25	9.38
10E110 2222 4300 00 000000	WASHINGTON MEDIA LIBRARY	3,300.00	0.00	219.56	0.00	3,080.44	3,301.54	6.65
10E204 2222 4300 00 000000	JH MEDIA LIBRARY	7,500.00	250.00	2,033.31	2,682.71	2,783.98	3,770.92	27.11
10E204 2222 4300 00 000001	JH SNAPDRAGON BOOK GRANT	0.00	0.00	0.00	0.00	0.00	3,863.50	0.00
10E303 2222 4300 00 000000	HS MEDIA LIBRARY	8,500.00	2,043.49	4,653.96	1,071.63	2,774.41	5,177.61	54.75
10E000 2223 4900 00 000002	MEDIA: Follett Software-All	9,900.00	0.00	0.00	9,900.00	0.00	0.00	0.00

Account Number	Account Level Description	2023-24	December 2023-24	2023-24	2023-24	Encumbered	2022-23	2023-24
	Account Number	Original Budget	Monthly Activity	FYTD Activity	Available Funds	Amount	FY Activity	FYTD %
10	EDUCATIONAL FUND							
10E105 2223 4900 00 000000	ADAMS MEDIA AV	1,000.00	0.00	143.08	0.00	856.92	1,472.00	14.31
10E107 2223 4900 00 000000	JEFFERSON MEDIA AV	800.00	0.00	176.85	578.15	45.00	778.35	22.11
10E108 2223 4900 00 000000	LINCOLN MEDIA AV	1,000.00	0.00	144.01	182.48	673.51	999.99	14.40
10E109 2223 4900 00 000000	LONGFELLOW MEDIA AV	1,000.00	0.00	36.76	485.58	477.66	999.97	3.68
10E110 2223 4900 00 000000	WASHINGTON MEDIA AV	1,000.00	0.00	120.96	-302.51	1,181.55	1,000.00	12.10
10E204 2223 4900 00 000000	JH MEDIA AV	2,000.00	582.86	582.86	1,417.14	0.00	1,633.54	29.14
10E303 2223 4900 00 000000	HS MEDIA AV	2,000.00	144.38	1,505.38	494.62	0.00	1,892.81	75.27
10E000 2225 1140 00 000000	TECH: SALARY	270,000.00	21,654.14	131,351.64	138,648.36	0.00	255,723.55	48.65
10E000 2225 2120 00 000000	TECH: IMRF	12,750.00	1,020.35	6,122.07	6,627.93	0.00	11,801.09	48.02
10E000 2225 2220 00 000000	TECH: HEALTH INSURANCE	35,000.00	2,279.16	13,566.42	21,433.58	0.00	27,954.94	38.76
10E000 2225 3190 00 000000	TECH: CONTRACTUAL	275,000.00	0.00	189,223.06	76,788.94	8,988.00	261,610.23	68.81
10E000 2225 3320 00 000000	TECH: TRAVEL	3,000.00	920.79	1,489.79	1,510.21	0.00	2,045.75	49.66
10E000 2225 4100 00 000000	TECH: SUPPLIES	75,000.00	319.70	25,425.32	49,175.84	398.84	46,107.52	33.90
10E000 2225 5400 00 000000	TECH: CAP OUTLAY	90,000.00	2,050.00	4,970.57	81,547.03	3,482.40	83,509.70	5.52
10E000 2225 5400 00 000001	TECH: CAP OUTLAY 2500+	5,000.00	0.00	0.00	5,000.00	0.00	0.00	0.00
10E000 2225 6400 00 000000	TECH: DUES/FEES	500.00	0.00	0.00	500.00	0.00	85.00	0.00
10E000 2230 3160 00 000001	TESTING: ELEM.	0.00	0.00	0.00	0.00	0.00	0.00	0.00
10E000 2230 3160 00 000002	TESTING; JUNIOR HI	1,000.00	0.00	0.00	1,000.00	0.00	0.00	0.00
10E000 2230 3160 00 000003	TESTING: HIGH SCHOOL	2,000.00	0.00	0.00	2,000.00	0.00	0.00	0.00
10E902 2230 3190 30 000000	Assessment & Testing Pur. S	30,500.00	0.00	0.00	30,500.00	0.00	0.00	0.00
10E902 2230 3190 30 105000	ADAMS TITLE ASSESSMENT & TE	0.00	0.00	0.00	0.00	0.00	0.00	0.00
10E902 2230 3190 30 107000	JEFFER TITLE ASSESSMENT & T	0.00	0.00	0.00	0.00	0.00	0.00	0.00
10E902 2230 3190 30 108000	LINCOL TITLE ASSESSMENT & T	0.00	0.00	0.00	0.00	0.00	0.00	0.00
10E902 2230 3190 30 109000	LONGFE TITLE ASSESSMENT & T	0.00	0.00	0.00	0.00	0.00	0.00	0.00
10E902 2230 3190 30 110000	WASH TITLE ASSESSMENT & TES	0.00	0.00	0.00	0.00	0.00	0.00	0.00
10E930 2230 3190 30 000000	TITLE I ASSMT. & TESTING PS	0.00	0.00	0.00	0.00	0.00	0.00	0.00
10E930 2230 3190 30 105000	AD TITLE I PURCHASE SERVICE	0.00	0.00	0.00	0.00	0.00	0.00	0.00
10E930 2230 3190 30 107000	JE TITLE I PURCHASE SERVICE	0.00	0.00	0.00	0.00	0.00	0.00	0.00
10E930 2230 3190 30 108000	LI TITLE I PURCHASE SERVICE	0.00	0.00	0.00	0.00	0.00	0.00	0.00
10E930 2230 3190 30 109000	LO TITLE I PURCHASE SERVICE	0.00	0.00	0.00	0.00	0.00	0.00	0.00
10E930 2230 3190 30 110000	WA TITLE I PURCHASE SERVICE	0.00	0.00	0.00	0.00	0.00	0.00	0.00
10E000 2230 4100 00 000000	TESTING: DISTRICT	5,000.00	0.00	0.00	5,000.00	0.00	76.82	0.00
10E000 2310 3190 00 000000	BD FINANCIAL MANAGEMENT SER	20,000.00	0.00	19,383.34	616.66	0.00	18,004.36	96.92
10E000 2310 3320 00 000000	BD: TRAVEL	6,000.00	0.00	5,932.80	67.20	0.00	1,438.67	98.88
10E000 2310 3820 00 000000	BD: SUMMER YOUTH CAMPS INSU	2,000.00	0.00	245.70	1,754.30	0.00	0.00	12.29
10E000 2310 3900 00 000000	BD: OTHER	7,000.00	0.00	188.12	6,811.88	0.00	6,817.05	2.69
10E000 2310 4100 00 000000	BD: SUPPLIES	5,000.00	0.00	9.83	4,967.62	22.55	3,395.45	0.20
10E000 2310 6400 00 000000	BD: DUES/FEES	21,000.00	0.00	9,526.84	11,473.16	0.00	19,028.76	45.37

Account Number	Account Level Description Account Number	2023-24 Original Budget	December 2023-24 Monthly Activity	2023-24 FYTD Activity	2023-24 Available Funds	Encumbered Amount	2022-23 FY Activity	2023-24 FYTD %
10	EDUCATIONAL FUND							
10E000 2321 1110 00 000000	ADMIN: SALARY	163,000.00	13,583.34	81,500.04	81,499.96	0.00	219,118.32	50.00
10E000 2321 1150 00 000000	ADMIN: SALARY, SECRETARY	53,360.00	4,446.66	26,679.96	26,680.04	0.00	51,679.92	50.00
10E000 2321 2100 00 000000	ADMIN: TRS-R	0.00	0.00	791.12	-791.12	0.00	5,091.61	0.00
10E000 2321 2110 00 000000	ADMIN: TRS 9%	16,121.00	1,343.40	8,060.40	8,060.60	0.00	25,282.88	50.00
10E000 2321 2120 00 000000	ADMIN: IMRF	2,668.00	209.52	1,257.12	1,410.88	0.00	2,435.04	47.12
10E000 2321 2170 00 000000	ADMIN: TRS .58%	1,039.00	86.66	519.96	519.04	0.00	1,578.76	50.04
10E000 2321 2220 00 000000	ADMIN: HEALTH INSUR	24,000.00	1,992.96	11,862.86	12,137.14	0.00	22,604.16	49.43
10E000 2321 2250 00 000000	ADMIN: HEALTH INS .5%	2,815.00	234.36	1,406.16	1,408.84	0.00	4,410.55	49.95
10E000 2321 3320 00 000000	ADMIN: TRAVEL	3,000.00	698.18	846.18	2,143.82	10.00	1,726.19	28.21
10E000 2321 3900 00 000000	ADMIN: OTHER	13,000.00	4,972.10	13,372.10	-372.10	0.00	0.00	102.86
10E000 2321 4100 00 000000	ADMIN: SUPPLIES	65,000.00	0.00	360.95	64,639.05	0.00	0.00	0.56
10E000 2321 5400 00 000000	ADMIN: CAP OUT - EQUIP	5,000.00	17,561.02	22,262.95	-17,262.95	0.00	0.00	445.26
10E000 2321 6400 00 000000	ADMIN: DUES/FEES	3,500.00	0.00	475.00	2,825.00	200.00	2,700.53	13.57
10E000 2321 8000 00 000000	ADMIN: POST RETIREMENT	0.00	0.00	0.00	0.00	0.00	0.00	0.00
10E105 2410 1110 00 000000	ADAMS PRINCIPAL SALARY	99,819.00	8,318.24	49,628.14	50,190.86	0.00	96,171.50	49.72
10E107 2410 1110 00 000000	JEFFERSON PRINCIPAL SALARY	89,983.00	7,498.58	43,369.72	46,613.28	0.00	79,800.04	48.20
10E108 2410 1110 00 000000	LINCOLN PRINCIPAL SALARY	201,321.00	16,776.68	99,525.44	101,795.56	0.00	193,416.00	49.44
10E109 2410 1110 00 000000	LONGFELLOW PRINCIPAL SALARY	84,000.00	7,000.00	28,000.00	56,000.00	0.00	105,327.88	33.33
10E110 2410 1110 00 000000	WASHINGTON PRINCIPAL SALARY	170,220.00	14,185.00	72,073.32	98,146.68	0.00	178,509.52	42.34
10E204 2410 1110 00 000000	JH PRINCIPAL SALARY	266,700.00	22,224.48	132,477.72	134,222.28	0.00	245,042.28	49.67
10E303 2410 1110 00 000000	HIGH SCHOOL PRINCIPAL SALAR	477,100.00	37,271.76	241,911.16	235,188.84	0.00	451,617.72	50.70
10E105 2410 1150 00 000000	ADAMS PRINCIPAL SECRETARY	53,000.00	4,407.48	26,550.88	26,449.12	0.00	50,624.03	50.10
10E107 2410 1150 00 000000	JEFFERSON PRINCIPAL SECRETA	42,000.00	3,448.64	20,496.16	21,503.84	0.00	38,871.84	48.80
10E108 2410 1150 00 000000	LINCOLN PRINCIPAL SECRETARY	40,000.00	3,291.76	19,528.88	20,471.12	0.00	33,770.88	48.82
10E109 2410 1150 00 000000	LONGFELLOW PRINCIPAL SECRET	40,000.00	6,214.70	27,247.65	12,752.35	0.00	35,706.77	68.12
10E110 2410 1150 00 000000	WASHINGTON PRINCIPAL SECRET	45,000.00	3,667.78	21,772.52	23,227.48	0.00	41,997.43	48.38
10E204 2410 1150 00 000000	JH PRINCIPAL SECRETARY SALA	75,000.00	6,912.63	38,345.75	36,654.25	0.00	70,318.24	51.13
10E303 2410 1150 00 000000	HS PRINCIPAL SECRETARY SALA	77,000.00	6,430.90	39,038.85	37,961.15	0.00	72,356.49	50.70
10E105 2410 1200 00 000000	ADAMS PRIN SUB SECRETARY	200.00	0.00	0.00	200.00	0.00	0.00	0.00
10E107 2410 1200 00 000000	JEFFERSON PRIN SUB SECRETAR	200.00	0.00	0.00	200.00	0.00	0.00	0.00
10E108 2410 1200 00 000000	LINCOLN PRIN SUB SECRETARY	200.00	0.00	299.00	-99.00	0.00	295.50	149.50
10E109 2410 1200 00 000000	LONGFELLOW PRIN SUB SECRETA	200.00	0.00	0.00	200.00	0.00	0.00	0.00
10E110 2410 1200 00 000000	WASHINGTON PRIN SUB SECRETA	200.00	0.00	175.50	24.50	0.00	453.00	87.75
10E204 2410 1200 00 000000	JH PRIN SUB SECRETARY	200.00	0.00	0.00	200.00	0.00	0.00	0.00
10E303 2410 1200 00 000000	HS PRINCIPAL SEC SUB SALARY	200.00	0.00	0.00	200.00	0.00	0.00	0.00
10E108 2410 1300 00 000000	LINCOLN PRINCIPAL EXTRA SAL	3,800.00	316.66	1,899.96	1,900.04	0.00	3,799.92	50.00
10E204 2410 2100 00 000000	JH PRINCIPAL FED TRS	0.00	0.00	0.00	0.00	0.00	0.00	0.00
10E303 2410 2100 00 000000	HS FED TRS	0.00	0.00	-545.92	545.92	0.00	0.00	0.00

Account Number	Account Level Description Account Number	2023-24 Original Budget	December 2023-24 Monthly Activity	2023-24 FYTD Activity	2023-24 Available Funds	Encumbered Amount	2022-23 FY Activity	2023-24 FYTD %
10	EDUCATIONAL FUND							
10E105 2410 2110 00 000000	ADAMS PRINCIPAL TRS	9,900.00	822.68	4,113.40	5,786.60	0.00	10,333.18	41.55
10E107 2410 2110 00 000000	JEFFERSON PRINCIPAL TRS	8,900.00	741.62	2,966.48	5,933.52	0.00	7,937.04	33.33
10E108 2410 2110 00 000000	LINCOLN PRINCIPAL TRS	19,911.00	1,690.54	6,762.16	13,148.84	0.00	19,613.28	33.96
10E109 2410 2110 00 000000	LONGFELLOW PRINCIPAL TRS	8,310.00	692.30	2,769.20	5,540.80	0.00	8,972.17	33.32
10E110 2410 2110 00 000000	WASHINGTON PRINCIPAL TRS	16,840.00	1,402.92	5,611.68	11,228.32	0.00	16,318.59	33.32
10E204 2410 2110 00 000000	JH PRINCIPAL TRS	26,400.00	2,198.02	10,646.12	15,753.88	0.00	27,275.74	40.33
10E303 2410 2110 00 000000	HS PRIN TRS 9%	47,200.00	3,686.21	21,035.87	26,164.13	0.00	52,527.31	44.57
10E105 2410 2120 00 000000	ADAMS PRINCIPAL IMRF	2,650.00	207.68	1,251.08	1,398.92	0.00	2,385.52	47.21
10E107 2410 2120 00 000000	JEFFERSON PRINCIPAL IMRF	2,100.00	162.50	965.78	1,134.22	0.00	1,831.64	45.99
10E108 2410 2120 00 000000	LINCOLN PRINCIPAL IMRF	2,000.00	155.12	920.28	1,079.72	0.00	1,591.44	46.01
10E109 2410 2120 00 000000	LONGFELLOW PRINCIPAL IMRF	2,000.00	292.84	1,283.94	716.06	0.00	1,681.69	64.20
10E110 2410 2120 00 000000	WASHINGTON PRINCIPAL IMRF	2,250.00	172.84	1,034.27	1,215.73	0.00	2,000.34	45.97
10E204 2410 2120 00 000000	JH PRINCIPAL IMRF	3,750.00	291.96	1,764.68	1,985.32	0.00	3,313.26	47.06
10E303 2410 2120 00 000000	HS PRINCIPAL IMRF	3,850.00	303.03	1,839.53	2,010.47	0.00	3,409.48	47.78
10E105 2410 2170 00 000000	ADAMS PRINCIPAL TRS .58	637.00	53.08	265.40	371.60	0.00	666.63	41.66
10E107 2410 2170 00 000000	JEFFERSON PRINCIPAL TRS .58	575.00	47.84	191.36	383.64	0.00	511.94	33.28
10E108 2410 2170 00 000000	LINCOLN PRINCIPAL TRS .58	1,285.00	109.06	436.24	848.76	0.00	1,265.27	33.95
10E109 2410 2170 00 000000	LONGFELLOW PRINCIPAL TRS .5	536.00	44.66	178.64	357.36	0.00	578.86	33.33
10E110 2410 2170 00 000000	WASHINGTON PRINCIPAL TRS .5	1,085.00	90.50	362.00	723.00	0.00	1,052.84	33.36
10E204 2410 2170 00 000000	JH PRINCIPAL TRS .58%	1,700.00	141.80	686.80	1,013.20	0.00	1,733.66	40.40
10E303 2410 2170 00 000000	HS PRINCIPAL TRS .58	3,050.00	237.81	1,357.05	1,692.95	0.00	3,315.98	44.49
10E105 2410 2220 00 000000	ADAMS PRINCIPAL HEALTH INS	53,100.00	4,423.48	26,330.26	26,769.74	0.00	50,171.30	49.59
10E107 2410 2220 00 000000	JEFFERSON PRINCIPAL HEALTH	0.00	0.00	0.00	0.00	0.00	0.00	0.00
10E108 2410 2220 00 000000	LINCOLN PRINCIPAL HEALTH IN	47,850.00	3,985.92	23,725.72	24,124.28	0.00	33,043.49	49.58
10E109 2410 2220 00 000000	LONGFELLOW PRINCIPAL HEALTH	0.00	803.58	4,017.90	-4,017.90	0.00	13,361.32	0.00
10E110 2410 2220 00 000000	WASHINGTON PRINCIPAL HEALTH	18,000.00	1,405.40	8,365.48	9,634.52	0.00	17,665.56	46.47
10E204 2410 2220 00 000000	JH PRINCIPAL HEALTH INSURAN	40,500.00	2,924.84	17,409.76	23,090.24	0.00	34,347.42	42.99
10E303 2410 2220 00 000000	HS PRINCIPAL HEALTH INS	83,000.00	5,828.88	34,387.60	48,612.40	0.00	61,060.42	41.43
10E105 2410 2250 00 000000	ADAMS PRINCIPAL TRS HEALTH	1,725.00	143.52	717.60	1,007.40	0.00	1,802.58	41.60
10E107 2410 2250 00 000000	JEFFERSON PRINCIPAL TRS HEA	1,555.00	129.38	517.52	1,037.48	0.00	1,384.57	33.28
10E108 2410 2250 00 000000	LINCOLN PRINCIPAL TRS HEALT	3,475.00	294.90	1,179.60	2,295.40	0.00	3,421.64	33.95
10E109 2410 2250 00 000000	LONGFELLOW PRINCIPAL TRS HE	1,450.00	120.78	483.12	966.88	0.00	1,565.26	33.32
10E110 2410 2250 00 000000	WASHINGTON PRINCIPAL TRS HE	2,940.00	244.74	978.96	1,961.04	0.00	2,846.85	33.30
10E204 2410 2250 00 000000	JH PRINCIPAL TRS HEALTH INS	4,650.00	383.44	1,857.20	2,792.80	0.00	4,758.03	39.94
10E303 2410 2250 00 000000	HS PRIN TRS HEALTH INS	8,300.00	643.06	3,669.63	4,630.37	0.00	9,163.24	44.21
10E105 2410 3320 00 000000	ADAMS PRINCIPAL TRAVEL	1,000.00	0.00	0.00	1,000.00	0.00	2,274.16	0.00
10E107 2410 3320 00 000000	JEFFERSON PRINCIPAL TRAVEL	700.00	0.00	457.70	242.30	0.00	93.10	65.39
10E108 2410 3320 00 000000	LINCOLN PRINCIPAL TRAVEL	1,000.00	0.00	281.00	719.00	0.00	874.70	28.10

Account Number	Account Level Description Account Number	2023-24 Original Budget	December 2023-24 Monthly Activity	2023-24 FYTD Activity	2023-24 Available Funds	Encumbered Amount	2022-23 FY Activity	2023-24 FYTD %
10	EDUCATIONAL FUND							
10E109 2410 3320 00 000000	LONGFELLOW PRINCIPAL TRAVEL	1,100.00	0.00	911.30	-517.00	705.70	1,002.12	82.85
10E110 2410 3320 00 000000	WASHINGTON PRINCIPAL TRAVEL	1,500.00	0.00	992.50	-280.20	787.70	1,337.12	66.17
10E204 2410 3320 00 000000	JH PRINCIPAL TRAVEL	1,500.00	0.00	0.00	1,500.00	0.00	559.00	0.00
10E303 2410 3320 00 000000	HS PRINCIPAL TRAVEL	3,000.00	0.00	0.00	3,000.00	0.00	647.00	0.00
10E105 2410 4100 00 000000	ADAMS PRINCIPAL SUPPLIES	500.00	0.00	0.00	500.00	0.00	55.00	0.00
10E107 2410 4100 00 000000	JEFFERSON PRINCIPAL SUPPLIE	250.00	0.00	60.84	189.16	0.00	75.28	24.34
10E108 2410 4100 00 000000	LINCOLN PRINCIPAL SUPPLIES	1,000.00	0.00	0.00	1,000.00	0.00	562.32	0.00
10E109 2410 4100 00 000000	LONGFELLOW PRINCIPAL SUPPLI	250.00	0.00	0.00	250.00	0.00	0.00	0.00
10E110 2410 4100 00 000000	WASHINGTON PRINCIPAL SUPPLI	250.00	0.00	0.00	250.00	0.00	0.00	0.00
10E204 2410 4100 00 000000	JH PRINCIPAL SUPPLIES	600.00	0.00	0.00	600.00	0.00	0.00	0.00
10E303 2410 4100 00 000000	HS PRINCIPAL SUPPLIES	1,000.00	0.00	357.15	642.85	0.00	884.02	35.72
10E105 2410 6400 00 000000	ADAMS PRINCIPAL DUES/FEES	700.00	0.00	424.23	275.77	0.00	409.89	60.60
10E107 2410 6400 00 000000	JEFFERSON PRINCIPAL DUES/FE	800.00	0.00	382.43	8.57	409.00	800.00	47.80
10E108 2410 6400 00 000000	LINCOLN PRINCIPAL DUES/FEES	1,400.00	0.00	1,201.97	198.03	0.00	1,334.02	85.86
10E109 2410 6400 00 000000	LONGFELLOW PRINCIPAL DUES/F	800.00	0.00	357.00	443.00	0.00	710.20	44.63
10E110 2410 6400 00 000000	WASHINGTON PRINCIPAL DUES/F	1,100.00	0.00	329.00	771.00	0.00	1,029.20	29.91
10E204 2410 6400 00 000000	JH PRINCIPAL DUES/FEES	1,200.00	0.00	1,092.31	107.69	0.00	948.00	91.03
10E303 2410 6400 00 000000	HS PRINCIPAL DUES/FEES	2,300.00	0.00	1,528.71	771.29	0.00	1,687.50	66.47
10E000 2510 1150 00 000000	BUS MAN: SALARY, SEC	97,780.00	7,898.30	48,889.80	48,890.20	0.00	90,220.20	50.00
10E000 2510 2120 00 000000	BUS MAN: IMRF	4,890.00	372.16	2,303.64	2,586.36	0.00	4,247.28	47.11
10E000 2510 2220 00 000000	BUS MAN: HEALTH INSUR	16,859.00	1,405.40	8,365.48	8,493.52	0.00	15,919.68	49.62
10E000 2510 3320 00 000000	BUS MAN: TRAVEL	3,500.00	447.52	1,728.64	1,021.64	749.72	2,252.65	49.39
10E000 2510 3400 00 000000	BUS MAN: COM/POST	7,000.00	148.29	2,788.03	4,211.97	0.00	6,923.39	39.83
10E000 2510 3500 00 000000	BUS MAN: ADVERTISING	3,000.00	1,118.00	1,420.40	1,429.60	150.00	2,867.57	47.35
10E000 2510 3600 00 000000	BUS MAN: COPYING/DUPLIC.	2,400.00	0.00	1,200.00	1,000.00	0.00	2,400.00	50.00
10E000 2510 3900 00 000000	BUS MAN: OTHER	0.00	0.00	0.00	0.00	0.00	0.00	0.00
10E000 2510 4100 00 000000	BUS MAN: SUPPLIES	1,071.00	0.00	339.86	227.66	503.48	5,488.56	31.73
10E000 2510 5400 00 000000	BUS MAN: CAPITAL OUTLAY	0.00	0.00	0.00	0.00	0.00	0.00	0.00
10E000 2510 6400 00 000000	BUS MAN: DUES/FEES	600.00	0.00	0.00	600.00	0.00	255.00	0.00
10E000 2520 1110 00 000000	Fiscal Serv: Salary	88,140.00	7,245.00	44,220.00	43,920.00	0.00	84,000.15	50.17
10E000 2520 2110 00 000000	FISCAL: TRS 9%	0.00	0.00	0.00	0.00	0.00	0.00	0.00
10E000 2520 2120 00 000000	FISCAL: IMRF	4,407.00	341.40	2,083.74	2,323.26	0.00	3,957.96	47.28
10E000 2520 2170 00 000000	FISCAL: TRS .58%	0.00	0.00	0.00	0.00	0.00	0.00	0.00
10E000 2520 2220 00 000000	FISCAL: HEALTH INSURANCE	16,040.00	1,336.64	7,956.20	8,083.80	0.00	15,160.26	49.60
10E000 2520 2250 00 000000	FISCAL: TRS HEALTH	0.00	0.00	0.00	0.00	0.00	0.00	0.00
10E000 2520 3170 00 000000	AUDIT	24,000.00	0.00	22,250.00	1,750.00	0.00	21,275.00	92.71
10E000 2520 3190 00 000000	STATE AID RECALCULATION SER	0.00	0.00	0.00	0.00	0.00	125.00	0.00
10E000 2520 3190 00 000002	Skyward Acct. Software	34,100.00	0.00	43,990.14	-9,890.14	0.00	34,625.14	129.00

Account Number	Account Level Description Account Number	2023-24 Original Budget	December 2023-24 Monthly Activity	2023-24 FYTD Activity	2023-24 Available Funds	Encumbered Amount	2022-23 FY Activity	2023-24 FYTD %
10	EDUCATIONAL FUND							
10E000 2520 3190 00 000004	Public School Works Fee	9,000.00	0.00	0.00	9,000.00	0.00	9,458.00	0.00
10E000 2520 3190 00 000005	BOND DISCLOSURE SERVICE	2,500.00	0.00	0.00	2,500.00	0.00	2,500.00	0.00
10E000 2520 3320 00 000000	FISCAL: TRAVEL	3,000.00	545.00	868.20	2,131.80	0.00	2,367.74	28.94
10E000 2520 4100 00 000000	FISCAL: SUPPLIES	7,000.00	608.90	5,383.97	717.71	898.32	6,095.53	76.91
10E000 2520 5400 00 000000	Fiscal Capital Outlay	0.00	0.00	2,878.00	-2,878.00	0.00	0.00	0.00
10E000 2520 6400 00 000000	FISCAL: DUES/FEES	3,500.00	0.00	7,234.36	-3,954.36	220.00	1,314.00	206.70
10E965 2540 3190 30 000000	ESSER 3 Purchase Service	0.00	0.00	0.00	0.00	0.00	0.00	0.00
10E940 2540 4100 30 000000	Esser Grant General Supplie	0.00	0.00	0.00	0.00	0.00	0.00	0.00
10E965 2540 4100 30 000000	Esser III Supplies	6,849.00	0.00	267.86	6,581.14	0.00	0.00	3.91
10E940 2540 5400 30 000000	Esser Grant Capital Outlay	0.00	0.00	0.00	0.00	0.00	0.00	0.00
10E965 2540 5400 30 000000	Esser III Capital Outlay	14,756.00	0.00	0.00	14,756.00	0.00	0.00	0.00
10E000 2542 3190 00 000000	CRIMINAL BACKGROUND CHECKS	10,000.00	0.00	2,255.00	7,745.00	0.00	4,603.25	22.55
10E000 2545 3230 10 000000	DR ED: MAINT	600.00	0.00	360.00	240.00	0.00	330.00	60.00
10E000 2545 4100 10 000000	DR ED: SUPPLIES	4,000.00	174.72	1,437.00	2,563.00	0.00	2,148.85	35.93
10E000 2545 5400 10 000000	DR ED: CAP OUT	30,000.00	0.00	0.00	30,000.00	0.00	0.00	0.00
10E000 2560 1110 84 000000	FOOD SERV: SALARY, SUP	70,000.00	5,833.34	36,069.40	33,930.60	0.00	66,769.00	51.53
10E000 2560 1150 84 000000	FOOD SERV: SALARY, SEC	17,500.00	1,458.34	9,445.36	8,054.64	0.00	25,715.58	53.97
10E105 2560 1190 84 000000	ADAMS FOOD SERV COOKS SALAR	90,000.00	8,199.46	43,345.58	46,654.42	0.00	92,907.00	48.16
10E107 2560 1190 84 000000	JEFFERSON FOOD SERV COOKS S	65,000.00	6,753.73	35,322.37	29,677.63	0.00	66,185.39	54.34
10E108 2560 1190 84 000000	LINCOLN FOOD SERV COOKS SAL	152,000.00	12,609.96	60,852.07	91,147.93	0.00	145,994.51	40.03
10E109 2560 1190 84 000000	LONGFELLOW FOOD SERV COOKS	95,000.00	8,330.69	43,633.04	51,366.96	0.00	77,114.57	45.93
10E110 2560 1190 84 000000	WASHINGTON FOOD SERV COOKS	110,000.00	8,384.97	48,026.72	61,973.28	0.00	107,916.53	43.66
10E204 2560 1190 84 000000	JH COOK SALARY	165,000.00	17,509.90	79,778.44	85,221.56	0.00	141,092.34	48.35
10E303 2560 1190 84 000000	HS FOOD SERV COOKS SALARY	170,000.00	12,922.99	73,256.52	96,743.48	0.00	149,952.98	43.09
10E000 2560 1200 84 000000	FOOD SERV: SALARY, SUBS	3,000.00	0.00	0.00	3,000.00	0.00	0.00	0.00
10E105 2560 1200 84 000000	ADAMS FOOD SERV SUB SALARY	2,000.00	65.00	429.00	1,571.00	0.00	1,139.25	21.45
10E107 2560 1200 84 000000	JEFFERSON FOOD SERV SUB SAL	2,000.00	0.00	0.00	2,000.00	0.00	6,970.00	0.00
10E108 2560 1200 84 000000	LINCOLN FOOD SERV SUB SALAR	10,000.00	0.00	1,079.00	8,921.00	0.00	2,392.00	10.79
10E109 2560 1200 84 000000	LONGFELLOW FOOD SERV SUB SA	10,000.00	0.00	312.00	9,688.00	0.00	15,291.50	3.12
10E110 2560 1200 84 000000	WASHINGTON FOOD SERV SUB SA	12,000.00	1,898.00	3,285.75	8,714.25	0.00	4,787.25	27.38
10E204 2560 1200 84 000000	JH SUB COOK SALARY	12,000.00	1,280.50	7,887.75	4,112.25	0.00	23,206.95	65.73
10E303 2560 1200 84 000000	HS FOOD SERV SUB COOK SALAR	15,000.00	1,101.75	4,413.50	10,586.50	0.00	6,043.50	29.42
10E105 2560 1300 84 000000	ADAMS FOOD SERV HOURLY SALA	1,000.00	0.00	0.00	1,000.00	0.00	19.00	0.00
10E107 2560 1300 84 000000	JEFFERSON FOOD SERV HOURLY	1,000.00	0.00	0.00	1,000.00	0.00	0.00	0.00
10E108 2560 1300 84 000000	LINCOLN FOOD SERV HOURLY SA	1,000.00	818.07	818.07	181.93	0.00	528.30	81.81
10E109 2560 1300 84 000000	LONGFELLOW FOOD SERV HOURL	1,000.00	0.00	0.00	1,000.00	0.00	166.95	0.00
10E110 2560 1300 84 000000	WASHINGTON FOOD SERV HOURLY	1,000.00	495.73	495.73	504.27	0.00	909.38	49.57
10E204 2560 1300 84 000000	JH FOOD SERVICE HOURLY	1,000.00	111.40	161.53	838.47	0.00	214.35	16.15

Account Number	Account Level Description Account Number	2023-24 Original Budget	December 2023-24 Monthly Activity	2023-24 FYTD Activity	2023-24 Available Funds	Encumbered Amount	2022-23 FY Activity	2023-24 FYTD %
10	EDUCATIONAL FUND							
10E303 2560 1300 84 000000	HS FOOD SERV HOURLY SALARY	1,000.00	495.73	507.55	492.45	0.00	94.68	50.76
10E960 2560 1300 30 000000	ESSER II FOOD SERVICE SALAR	3,510.00	0.00	3,510.00	0.00	0.00	46,245.00	100.00
10E965 2560 1300 30 000000	ESSER III Food Service	55,000.00	0.00	0.00	55,000.00	0.00	0.00	0.00
10E105 2560 1310 84 000000	ADAMS FOOD SERV OVERTIME SA	500.00	159.65	412.84	87.16	0.00	300.03	82.57
10E107 2560 1310 84 000000	JEFFERSON FOOD SERV OVERTIM	500.00	439.04	439.04	60.96	0.00	544.74	87.81
10E108 2560 1310 84 000000	LINCOLN FOOD SERV OVERTIME	1,500.00	2,010.50	2,010.50	-510.50	0.00	1,580.32	134.03
10E109 2560 1310 84 000000	LONGFELLOW FOOD SERV OVERT	1,000.00	673.29	673.29	326.71	0.00	942.96	67.33
10E110 2560 1310 84 000000	WASHINGTON FOOD SERV OVERTI	500.00	36.50	36.50	463.50	0.00	119.49	7.30
10E204 2560 1310 84 000000	JH FOOD SERVICE OVERTIME	4,000.00	222.92	768.48	3,231.52	0.00	4,077.85	19.21
10E303 2560 1310 84 000000	HS FOOD SERV OVERTIME SALAR	5,000.00	1,460.02	2,076.87	2,923.13	0.00	5,865.58	41.54
10E000 2560 2120 84 000000	FOOD SERV: IMRF	5,000.00	343.58	2,144.63	2,855.37	0.00	4,357.79	42.89
10E105 2560 2120 84 000000	ADAMS FOOD SERV IMRF	4,525.00	393.88	2,061.88	2,463.12	0.00	4,392.79	45.57
10E107 2560 2120 84 000000	JEFFERSON FOOD SERV IMRF	3,275.00	338.91	1,685.07	1,589.93	0.00	3,144.33	51.45
10E108 2560 2120 84 000000	LINCOLN FOOD SERV IMRF	7,675.00	727.47	3,000.64	4,674.36	0.00	6,978.52	39.10
10E109 2560 2120 84 000000	LONGFELLOW FOOD SERV IMRF	4,800.00	424.27	2,087.73	2,712.27	0.00	3,685.91	43.49
10E110 2560 2120 84 000000	WASHINGTON FOOD SERV IMRF	5,765.00	420.18	2,288.12	3,476.88	0.00	5,133.52	39.69
10E204 2560 2120 84 000000	JH FOOD SERVICE IMRF	8,450.00	840.81	3,802.98	4,647.02	0.00	7,001.99	45.01
10E303 2560 2120 84 000000	HS FOOD SERV IMRF	8,750.00	701.08	3,573.62	5,176.38	0.00	7,346.57	40.84
10E960 2560 2120 30 000000	ESSER 2 IMRF	165.00	0.00	165.41	-0.41	0.00	2,179.11	100.25
10E965 2560 2120 30 000000	ESSER III Food IMRF	2,750.00	0.00	0.00	2,750.00	0.00	0.00	0.00
10E105 2560 2220 84 000000	ADAMS FOOD SERV HEALTH INS	32,000.00	3,240.72	12,962.88	19,037.12	0.00	29,881.94	40.51
10E107 2560 2220 84 000000	JEFFERSON FOOD SERV HEALTH	9,200.00	0.00	0.00	9,200.00	0.00	0.00	0.00
10E108 2560 2220 84 000000	LINCOLN FOOD SERV HEALTH IN	25,000.00	0.00	0.00	25,000.00	0.00	16,911.72	0.00
10E109 2560 2220 84 000000	LONGFELLOW FOOD SERV HEALT	21,000.00	1,012.96	4,051.84	16,948.16	0.00	10,063.81	19.29
10E110 2560 2220 84 000000	WASHINGTON FOOD SERV HEALTH	15,000.00	0.00	0.00	15,000.00	0.00	0.00	0.00
10E204 2560 2220 84 000000	JH FOOD SERVICE HEALTH	30,000.00	1,012.96	4,051.84	25,948.16	0.00	9,340.20	13.51
10E303 2560 2220 84 000000	HS FOOD SERV HEALTH INSURAN	47,000.00	5,468.46	21,873.84	25,126.16	0.00	42,674.71	46.54
10E000 2560 3190 84 000000	FOOD SERV: OTHER PURCHASED	10,000.00	0.00	15.00	9,985.00	0.00	4,711.06	0.15
10E000 2560 3190 84 000001	FOOD SERV: POS SYSTEM	0.00	0.00	0.00	0.00	0.00	0.00	0.00
10E105 2560 3190 84 000000	ADAMS FOOD SERV OTHER PURCH	100.00	0.00	0.00	100.00	0.00	0.00	0.00
10E107 2560 3190 84 000000	JEFFERSON FOOD SERV OTHER P	100.00	0.00	0.00	100.00	0.00	0.00	0.00
10E108 2560 3190 84 000000	LINCOLN FOOD SERV OTHER PUR	100.00	0.00	0.00	100.00	0.00	0.00	0.00
10E109 2560 3190 84 000000	LONGFELLOW FOOD SERV OTHER	4,200.00	0.00	1,549.68	2,004.62	0.00	4,185.32	36.90
10E110 2560 3190 84 000000	WASHINGTON FOOD SERV OTHER	8,000.00	0.00	2,553.60	4,447.72	0.00	7,711.23	31.92
10E204 2560 3190 84 000000	JH FOOD SERV OTHER PURCHASE	100.00	0.00	0.00	100.00	0.00	0.00	0.00
10E303 2560 3190 84 000000	HS FOOD SERV PURCHASED SERV	100.00	0.00	0.00	100.00	0.00	0.00	0.00
10E000 2560 3230 84 000000	FOOD SERV: MAINT - REPR	3,000.00	182.50	1,369.74	1,630.26	0.00	2,458.96	45.66
10E105 2560 3230 84 000000	ADAMS FOOD SERV MAINT/REPAI	4,100.00	0.00	723.05	3,376.95	0.00	2,021.55	17.64

Account Number	Account Level Description Account Number	2023-24 Original Budget	December 2023-24 Monthly Activity	2023-24 FYTD Activity	2023-24 Available Funds	Encumbered Amount	2022-23 FY Activity	2023-24 FYTD %
10	EDUCATIONAL FUND							
10E107 2560 3230 84 000000	JEFFERSON FOOD SERV MAINT/R	2,000.00	0.00	1,460.52	539.48	0.00	1,755.53	73.03
10E108 2560 3230 84 000000	LINCOLN FOOD SERV MAINT/REP	3,000.00	352.50	1,465.64	1,316.86	0.00	130.00	48.85
10E109 2560 3230 84 000000	LONGFELLOW FOOD SERV MAINT/	4,000.00	295.75	1,538.46	2,030.79	0.00	3,124.25	38.46
10E110 2560 3230 84 000000	WASHINGTON FOOD SERV MAINT/	3,000.00	885.86	3,110.64	-110.64	0.00	1,544.86	103.69
10E204 2560 3230 84 000000	JH FOOD SERV MAINTENANCE/RE	5,000.00	598.89	1,777.96	3,222.04	0.00	7,287.57	35.56
10E303 2560 3230 84 000000	HS FOOD SERV MAINT/REPAIR	10,000.00	1,914.28	5,324.62	4,377.88	0.00	5,337.97	53.25
10E000 2560 3320 84 000000	FOOD SERV: TRAVEL SUP/HD	900.00	0.00	897.24	-195.24	0.00	138.60	99.69
10E105 2560 3320 84 000000	ADAMS FOOD SERV TRAVEL	600.00	0.00	226.80	373.20	0.00	253.20	37.80
10E107 2560 3320 84 000000	JEFFERSON FOOD SERV TRAVEL	100.00	0.00	0.00	100.00	0.00	0.00	0.00
10E108 2560 3320 84 000000	LINCOLN FOOD SERV TRAVEL	100.00	0.00	0.00	100.00	0.00	5,547.75	0.00
10E109 2560 3320 84 000000	LONGFELLOW FOOD SERV TRAVEL	100.00	0.00	0.00	100.00	0.00	0.00	0.00
10E110 2560 3320 84 000000	WASHINGTON FOOD SERV TRAVEL	300.00	0.00	0.00	300.00	0.00	0.00	0.00
10E204 2560 3320 84 000000	JH FOOD SERV TRAVEL	0.00	0.00	0.00	0.00	0.00	0.00	0.00
10E303 2560 3320 84 000000	HS FOOD SERV TRAVEL	100.00	0.00	0.00	100.00	0.00	0.00	0.00
10E000 2560 4100 84 000000	FOOD SERV: SUPPLIES	60,000.00	13,043.91	21,935.09	37,612.91	452.00	45,731.23	36.56
10E000 2560 4100 84 000001	FARM TO CHILD GRANT SUPPLIE	0.00	0.00	0.00	0.00	0.00	0.00	0.00
10E000 2560 4100 84 429900	Supply Chain Assist Supplie	28,150.00	0.00	28,150.00	0.00	0.00	167,418.60	100.00
10E105 2560 4100 84 000000	ADAMS FOOD SERV SUPPLIES	75,000.00	9,387.31	28,828.11	46,171.89	0.00	62,662.15	38.44
10E107 2560 4100 84 000000	JEFFERSON FOOD SERV SUPPLIE	95,000.00	11,396.89	39,704.40	55,295.60	0.00	84,413.25	41.79
10E108 2560 4100 84 000000	LINCOLN FOOD SERV SUPPLIES	150,000.00	20,081.98	77,756.41	72,243.59	0.00	132,752.70	51.84
10E109 2560 4100 84 000000	LONGFELLOW FOOD SERV SUPPLI	80,000.00	13,450.96	43,493.63	36,402.01	104.36	68,424.41	54.37
10E110 2560 4100 84 000000	WASHINGTON FOOD SERV SUPPLI	165,000.00	14,696.46	54,616.25	110,383.75	0.00	101,944.91	33.10
10E204 2560 4100 84 000000	JH FOOD SERVICE SUPPLIES	180,000.00	28,273.08	96,711.66	83,288.34	0.00	169,122.83	53.73
10E303 2560 4100 84 000000	HS FOOD SERV SUPPLIES	200,000.00	29,978.97	99,606.74	100,393.26	0.00	165,810.95	49.80
10E000 2560 5400 84 000000	Food Service Equipment	1,500.00	0.00	0.00	1,500.00	0.00	0.00	0.00
10E105 2560 5400 84 000000	ADAMS FOOD SERV EQUIPMENT	1,000.00	0.00	0.00	1,000.00	0.00	0.00	0.00
10E107 2560 5400 84 000000	JEFFERSON FOOD SERV EQUIPME	4,000.00	0.00	0.00	4,000.00	0.00	0.00	0.00
10E108 2560 5400 84 000000	LINCOLN FOOD SERV EQUIPMENT	4,000.00	0.00	0.00	4,000.00	0.00	0.00	0.00
10E109 2560 5400 84 000000	LONGFELLOW FOOD SERV EQUIPM	1,000.00	0.00	0.00	1,000.00	0.00	0.00	0.00
10E110 2560 5400 84 000000	WASHINGTON FOOD SERV EQUIPM	4,000.00	0.00	0.00	4,000.00	0.00	0.00	0.00
10E204 2560 5400 84 000000	JH FOOD SERV CAPITAL OUTLAY	5,000.00	0.00	0.00	5,000.00	0.00	0.00	0.00
10E303 2560 5400 84 000000	HS FOOD SERV CAPITAL OUTLAY	35,000.00	0.00	0.00	35,000.00	0.00	0.00	0.00
10E000 2560 6400 84 000000	FOOD SERV: DUES/FEES	2,000.00	0.00	0.00	2,000.00	0.00	0.00	0.00
10E105 2560 6400 84 000000	ADAMS FOOD SERV DUES/FEES	0.00	0.00	0.00	0.00	0.00	0.00	0.00
10E107 2560 6400 84 000000	JEFFERSON FOOD SERV DUES/FE	0.00	0.00	0.00	0.00	0.00	0.00	0.00
10E108 2560 6400 84 000000	LINCOLN FOOD SERV DUES/FEES	0.00	0.00	0.00	0.00	0.00	0.00	0.00
10E109 2560 6400 84 000000	LONGFELLOW FOOD SERV DUES/F	0.00	0.00	0.00	0.00	0.00	0.00	0.00
10E110 2560 6400 84 000000	WASHINGTON FOOD SERV DUES/F	0.00	0.00	0.00	0.00	0.00	0.00	0.00

Account Number	Account Level Description Account Number	2023-24 Original Budget	December 2023-24 Monthly Activity	2023-24 FYTD Activity	2023-24 Available Funds	Encumbered Amount	2022-23 FY Activity	2023-24 FYTD %
10	EDUCATIONAL FUND							
10E204 2560 6400 84 000000	JH FOOD SERV DUES/FEES	0.00	0.00	0.00	0.00	0.00	0.00	0.00
10E303 2560 6400 84 000000	HS FOOD SERV DUES/FEES	0.00	0.00	0.00	0.00	0.00	0.00	0.00
10E000 2900 1120 00 000000	LOCAL HOMELESS SALARY	0.00	0.00	0.00	0.00	0.00	2,695.80	0.00
10E902 2900 1120 30 000000	Homeless Title I	0.00	0.00	0.00	0.00	0.00	0.00	0.00
10E902 2900 1120 30 105000	AD TITILE I HOMELESS	0.00	0.00	0.00	0.00	0.00	811.00	0.00
10E902 2900 1120 30 107000	JE TITILE I HOMELESS	0.00	0.00	0.00	0.00	0.00	811.00	0.00
10E902 2900 1120 30 108000	LI TITILE I HOMELESS	0.00	0.00	0.00	0.00	0.00	811.00	0.00
10E902 2900 1120 30 109000	LO TITILE I HOMELESS	0.00	0.00	0.00	0.00	0.00	811.00	0.00
10E902 2900 1120 30 110000	WA TITILE I HOMELESS	0.00	0.00	0.00	0.00	0.00	811.08	0.00
10E930 2900 1200 30 105000	AD TITLE I HOMELESS	0.00	0.00	0.00	0.00	0.00	0.00	0.00
10E930 2900 1200 30 107000	JE TITLE I HOMELESS	0.00	0.00	0.00	0.00	0.00	0.00	0.00
10E930 2900 1200 30 108000	LI TITLE I HOMELESS	0.00	0.00	0.00	0.00	0.00	0.00	0.00
10E930 2900 1200 30 109000	LO TITLE I HOMELESS	0.00	0.00	0.00	0.00	0.00	0.00	0.00
10E930 2900 1200 30 110000	WA TITLE I HOMELESS	0.00	0.00	0.00	0.00	0.00	1,050.00	0.00
10E902 2900 2100 30 105000	AD Title I Fed TRS	0.00	0.00	0.00	0.00	0.00	0.00	0.00
10E902 2900 2100 30 107000	JE Title I Fed TRS	0.00	0.00	0.00	0.00	0.00	0.00	0.00
10E902 2900 2100 30 108000	LI Title I Fed TRS	0.00	0.00	0.00	0.00	0.00	0.00	0.00
10E902 2900 2100 30 109000	LO Title I Fed TRS	0.00	0.00	0.00	0.00	0.00	0.00	0.00
10E902 2900 2100 30 110000	WA Title I Fed TRS	0.00	0.00	0.00	0.00	0.00	0.00	0.00
10E930 2900 2100 30 105000	AD Title I Fed TRS	0.00	0.00	0.00	0.00	0.00	0.00	0.00
10E930 2900 2100 30 107000	JE Title I Fed TRS	0.00	0.00	0.00	0.00	0.00	0.00	0.00
10E930 2900 2100 30 108000	LI Title I Fed TRS	0.00	0.00	0.00	0.00	0.00	0.00	0.00
10E930 2900 2100 30 109000	LO Title I Fed TRS	0.00	0.00	0.00	0.00	0.00	0.00	0.00
10E930 2900 2100 30 110000	WA Title I Fed TRS	0.00	0.00	0.00	0.00	0.00	121.04	0.00
10E000 2900 2110 00 000000	Homeless TRS	0.00	0.00	0.00	0.00	0.00	0.00	0.00
10E902 2900 2110 30 105000	AD Title I TRS	0.00	0.00	0.00	0.00	0.00	0.00	0.00
10E902 2900 2110 30 107000	JE Title I TRS	0.00	0.00	0.00	0.00	0.00	0.00	0.00
10E902 2900 2110 30 108000	LI Title I TRS	0.00	0.00	0.00	0.00	0.00	0.00	0.00
10E902 2900 2110 30 109000	LO Title I TRS	0.00	0.00	0.00	0.00	0.00	0.00	0.00
10E902 2900 2110 30 110000	WA Title I TRS	0.00	0.00	0.00	0.00	0.00	0.00	0.00
10E930 2900 2110 30 105000	AD Title I TRS	0.00	0.00	0.00	0.00	0.00	0.00	0.00
10E930 2900 2110 30 107000	JE Title I TRS	0.00	0.00	0.00	0.00	0.00	0.00	0.00
10E930 2900 2110 30 108000	LI Title I TRS	0.00	0.00	0.00	0.00	0.00	0.00	0.00
10E930 2900 2110 30 109000	LO Title I TRS	0.00	0.00	0.00	0.00	0.00	0.00	0.00
10E930 2900 2110 30 110000	WA Title I TRS	0.00	0.00	0.00	0.00	0.00	0.00	0.00
10E902 2900 2170 30 105000	AD Title I TRS .58	0.00	0.00	0.00	0.00	0.00	103.84	0.00
10E902 2900 2170 30 107000	JE Title I TRS .58	0.00	0.00	0.00	0.00	0.00	0.00	0.00
10E902 2900 2170 30 108000	LI Title I TRS .58	0.00	0.00	0.00	0.00	0.00	0.00	0.00

Account Number	Account Level Description Account Number	2023-24 Original Budget	December 2023-24 Monthly Activity	2023-24 FYTD Activity	2023-24 Available Funds	Encumbered Amount	2022-23 FY Activity	2023-24 FYTD %
10	EDUCATIONAL FUND							
10E902 2900 2170 30 109000	LO Title I TRS .58	0.00	0.00	0.00	0.00	0.00	0.00	0.00
10E902 2900 2170 30 110000	WA Title I TRS .58	0.00	0.00	0.00	0.00	0.00	0.00	0.00
10E930 2900 2170 30 105000	AD Title I TRS .58	0.00	0.00	0.00	0.00	0.00	0.00	0.00
10E930 2900 2170 30 107000	JE Title I TRS .58	0.00	0.00	0.00	0.00	0.00	0.00	0.00
10E930 2900 2170 30 108000	LI Title I TRS .58	0.00	0.00	0.00	0.00	0.00	0.00	0.00
10E930 2900 2170 30 109000	LO Title I TRS .58	0.00	0.00	0.00	0.00	0.00	0.00	0.00
10E930 2900 2170 30 110000	WA Title I TRS .58	0.00	0.00	0.00	0.00	0.00	6.70	0.00
10E902 2900 2220 30 105000	AD Title I Health Ins	0.00	0.00	0.00	0.00	0.00	190.68	0.00
10E902 2900 2220 30 107000	JE Title I Health Ins	0.00	0.00	0.00	0.00	0.00	190.68	0.00
10E902 2900 2220 30 108000	LI Title I Health Ins	0.00	0.00	0.00	0.00	0.00	190.68	0.00
10E902 2900 2220 30 109000	LO Title I Health Ins	0.00	0.00	0.00	0.00	0.00	190.68	0.00
10E902 2900 2220 30 110000	WA Title I Health Ins	0.00	0.00	0.00	0.00	0.00	190.70	0.00
10E930 2900 2220 30 105000	AD Title I Health Ins	0.00	0.00	0.00	0.00	0.00	0.00	0.00
10E930 2900 2220 30 107000	JE Title I Health Ins	0.00	0.00	0.00	0.00	0.00	0.00	0.00
10E930 2900 2220 30 108000	LI Title I Health Ins	0.00	0.00	0.00	0.00	0.00	0.00	0.00
10E930 2900 2220 30 109000	LO Title I Health Ins	0.00	0.00	0.00	0.00	0.00	-72.33	0.00
10E930 2900 2220 30 110000	WA Title I Health Ins	0.00	0.00	0.00	0.00	0.00	72.33	0.00
10E902 2900 2250 30 105000	AD Title I TRS Health	0.00	0.00	0.00	0.00	0.00	0.00	0.00
10E902 2900 2250 30 107000	JE Title I TRS Health	0.00	0.00	0.00	0.00	0.00	0.00	0.00
10E902 2900 2250 30 108000	LI Title I TRS Health	0.00	0.00	0.00	0.00	0.00	0.00	0.00
10E902 2900 2250 30 109000	LO Title I TRS Health	0.00	0.00	0.00	0.00	0.00	0.00	0.00
10E902 2900 2250 30 110000	WA Title I TRS Health	0.00	0.00	0.00	0.00	0.00	0.00	0.00
10E930 2900 2250 30 105000	AD Title I TRS Health	0.00	0.00	0.00	0.00	0.00	0.00	0.00
10E930 2900 2250 30 107000	JE Title I TRS Health	0.00	0.00	0.00	0.00	0.00	0.00	0.00
10E930 2900 2250 30 108000	LI Title I TRS Health	0.00	0.00	0.00	0.00	0.00	0.00	0.00
10E930 2900 2250 30 109000	LO Title I TRS Health	0.00	0.00	0.00	0.00	0.00	0.00	0.00
10E930 2900 2250 30 110000	WA Title I TRS Health	0.00	0.00	0.00	0.00	0.00	18.11	0.00
10E902 2900 3190 30 000000	Title I Purchase Services	2,000.00	0.00	0.00	2,000.00	0.00	0.00	0.00
10E941 2900 3190 00 000000	ARP-MCKINNEY VENTO PURCH SE	0.00	0.00	0.00	0.00	0.00	390.00	0.00
10E902 2900 4100 30 000000	TITLE I: HOMESLESS SUPPLIE	2,000.00	0.00	0.00	2,000.00	0.00	0.00	0.00
10E902 2900 4100 30 105000	ADAMS TITLE I HOMELESS SUPP	0.00	0.00	0.00	0.00	0.00	0.00	0.00
10E902 2900 4100 30 107000	JEF TITLE I HOMELESS SUPPLI	0.00	0.00	0.00	0.00	0.00	0.00	0.00
10E902 2900 4100 30 108000	LIN TITLE I HOMELESS SUPPLI	0.00	0.00	0.00	0.00	0.00	0.00	0.00
10E902 2900 4100 30 109000	LONG TITLE I HOMELESS SUPPL	0.00	0.00	0.00	0.00	0.00	0.00	0.00
10E902 2900 4100 30 110000	WASH TITLE I HOMELESS SUPPL	0.00	0.00	0.00	0.00	0.00	0.00	0.00
10E930 2900 4100 30 000000	TITLE I: HOMELESS SUPPLIES	0.00	0.00	0.00	0.00	0.00	0.00	0.00
10E930 2900 4100 30 105000	AD TITLE HOMELESS SUPPLIES	0.00	0.00	0.00	0.00	0.00	0.00	0.00
10E930 2900 4100 30 107000	JE TITLE HOMELESS SUPPLIES	0.00	0.00	0.00	0.00	0.00	0.00	0.00

Account Number	Account Level Description Account Number	2023-24 Original Budget	December 2023-24 Monthly Activity	2023-24 FYTD Activity	2023-24 Available Funds	Encumbered Amount	2022-23 FY Activity	2023-24 FYTD %
10	EDUCATIONAL FUND							
10E930 2900 4100 30 108000	LI TITLE HOMELESS SUPPLIES	0.00	0.00	0.00	0.00	0.00	0.00	0.00
10E930 2900 4100 30 109000	LO TITLE HOMELESS SUPPLIES	0.00	0.00	0.00	0.00	0.00	0.00	0.00
10E930 2900 4100 30 110000	WA TITLE HOMELESS SUPPLIES	0.00	0.00	0.00	0.00	0.00	0.00	0.00
10E902 3900 1140 30 000000	TITLE I COM SERVICE SALARY	22,600.00	0.00	0.00	22,600.00	0.00	0.00	0.00
10E902 3900 1140 30 105000	ADAMS TITLE I COM SER SAL	0.00	981.94	2,260.86	-2,260.86	0.00	857.08	0.00
10E902 3900 1140 30 107000	JEFF TITLE I COM SER SAL	0.00	1,783.76	3,801.29	-3,801.29	0.00	857.08	0.00
10E902 3900 1140 30 108000	LINC TITLE I COM SER SAL	0.00	1,252.08	3,341.42	-3,341.42	0.00	857.08	0.00
10E902 3900 1140 30 109000	LONG TITLE I COM SER SAL	0.00	450.26	1,801.04	-1,801.04	0.00	857.08	0.00
10E902 3900 1140 30 110000	WASH TITLE I COM SER SAL	0.00	1,116.96	2,801.04	-2,801.04	0.00	857.12	0.00
10E930 3900 1140 30 000000	TITLE I: COM. SERV SAL	3,360.00	0.00	0.00	3,360.00	0.00	0.00	0.00
10E930 3900 1140 30 105000	AD TITLE SALARY	0.00	0.00	840.00	-840.00	0.00	3,990.00	0.00
10E930 3900 1140 30 107000	JE TITLE SALARY	0.00	0.00	840.00	-840.00	0.00	3,990.00	0.00
10E930 3900 1140 30 108000	LI TITLE SALARY	0.00	0.00	840.00	-840.00	0.00	3,990.00	0.00
10E930 3900 1140 30 109000	LO TITLE SALARY	0.00	0.00	840.00	-840.00	0.00	3,990.00	0.00
10E930 3900 1140 30 110000	WA TITLE SALARY	0.00	0.00	840.00	-840.00	0.00	3,990.00	0.00
10E902 3900 2100 30 000000	TITLE I FED TRS	3,200.00	0.00	0.00	3,200.00	0.00	0.00	0.00
10E902 3900 2100 30 105000	AD TITLE I FED TRS	0.00	114.38	263.37	-263.37	0.00	0.00	0.00
10E902 3900 2100 30 107000	JE TITLE I FED TRS	0.00	207.78	442.77	-442.77	0.00	0.00	0.00
10E902 3900 2100 30 108000	LI TITLE I FED TRS	0.00	145.84	389.21	-389.21	0.00	0.00	0.00
10E902 3900 2100 30 109000	LO TITLE I FED TRS	0.00	52.44	209.76	-209.76	0.00	0.00	0.00
10E902 3900 2100 30 110000	WA TITLE I FED TRS	0.00	130.14	326.36	-326.36	0.00	0.00	0.00
10E930 3900 2100 30 000000	TITLE I FED TRS	0.00	0.00	0.00	0.00	0.00	0.00	0.00
10E930 3900 2100 30 105000	AD TITLE I FED TRS	0.00	0.00	0.00	0.00	0.00	556.81	0.00
10E930 3900 2100 30 107000	JE TITLE I FED TRS	0.00	0.00	0.00	0.00	0.00	556.81	0.00
10E930 3900 2100 30 108000	LI TITLE I FED TRS	0.00	0.00	0.00	0.00	0.00	556.81	0.00
10E930 3900 2100 30 109000	LO TITLE I FED TRS	0.00	0.00	0.00	0.00	0.00	556.81	0.00
10E930 3900 2100 30 110000	WA TITLE I FED TRS	0.00	0.00	0.00	0.00	0.00	556.66	0.00
10E902 3900 2110 30 000000	TITLE I 9.4% TRS	2,700.00	0.00	0.00	2,700.00	0.00	0.00	0.00
10E902 3900 2110 30 105000	AD TITLE I TRS	0.00	97.12	223.63	-223.63	0.00	0.00	0.00
10E902 3900 2110 30 107000	JE TITLE I TRS	0.00	176.42	375.98	-375.98	0.00	0.00	0.00
10E902 3900 2110 30 108000	LI TITLE I TRS	0.00	123.82	330.43	-330.43	0.00	0.00	0.00
10E902 3900 2110 30 109000	LO TITLE I TRS	0.00	44.54	178.16	-178.16	0.00	0.00	0.00
10E902 3900 2110 30 110000	WA TITLE I TRS	0.00	110.48	277.02	-277.02	0.00	0.00	0.00
10E930 3900 2110 30 000000	TITLE I 9% TRS	0.00	0.00	0.00	0.00	0.00	0.00	0.00
10E930 3900 2110 30 105000	AD TITLE I TRS	0.00	0.00	0.00	0.00	0.00	477.70	0.00
10E930 3900 2110 30 107000	JE TITLE I TRS	0.00	0.00	0.00	0.00	0.00	477.70	0.00
10E930 3900 2110 30 108000	LI TITLE I TRS	0.00	0.00	0.00	0.00	0.00	477.70	0.00
10E930 3900 2110 30 109000	LO TITLE I TRS	0.00	0.00	0.00	0.00	0.00	477.70	0.00

Account Number	Account Level Description Account Number	2023-24 Original Budget	December 2023-24 Monthly Activity	2023-24 FYTD Activity	2023-24 Available Funds	Encumbered Amount	2022-23 FY Activity	2023-24 FYTD %
10	EDUCATIONAL FUND							
10E930 3900 2110 30 110000	WA TITLE I TRS	0.00	0.00	0.00	0.00	0.00	477.56	0.00
10E902 3900 2170 30 000000	TITLE I: .58% TRS	200.00	0.00	0.00	200.00	0.00	0.00	0.00
10E902 3900 2170 30 105000	AD TITLE I .58% TRS	0.00	6.28	14.47	-14.47	0.00	0.00	0.00
10E902 3900 2170 30 107000	JE TITLE I .58% TRS	0.00	11.38	24.27	-24.27	0.00	0.00	0.00
10E902 3900 2170 30 108000	LI TITLE I .58% TRS	0.00	8.00	21.35	-21.35	0.00	0.00	0.00
10E902 3900 2170 30 109000	LO TITLE I .58% TRS	0.00	2.88	11.52	-11.52	0.00	0.00	0.00
10E902 3900 2170 30 110000	WA TITLE I .58% TRS	0.00	7.08	17.72	-17.72	0.00	0.00	0.00
10E930 3900 2170 30 000000	TITLE I .58% TRS	0.00	0.00	0.00	0.00	0.00	0.00	0.00
10E930 3900 2170 30 105000	AD TITLE I: .58% TRS	0.00	0.00	0.00	0.00	0.00	30.82	0.00
10E930 3900 2170 30 107000	JE TITLE I: .58% TRS	0.00	0.00	0.00	0.00	0.00	30.82	0.00
10E930 3900 2170 30 108000	LI TITLE I: .58% TRS	0.00	0.00	0.00	0.00	0.00	30.82	0.00
10E930 3900 2170 30 109000	LO TITLE I: .58% TRS	0.00	0.00	0.00	0.00	0.00	30.82	0.00
10E930 3900 2170 30 110000	WA TITLE I: .58% TRS	0.00	0.00	0.00	0.00	0.00	30.81	0.00
10E902 3900 2220 30 000000	TITLE I HEALTH INSURANCE	0.00	0.00	0.00	0.00	0.00	0.00	0.00
10E902 3900 2220 30 105000	AD Title I Health Ins	0.00	199.30	298.95	-298.95	0.00	138.14	0.00
10E902 3900 2220 30 107000	JE Title I Health Ins	0.00	398.60	597.90	-597.90	0.00	138.14	0.00
10E902 3900 2220 30 108000	LI Title I Health Ins	0.00	199.30	298.95	-298.95	0.00	138.14	0.00
10E902 3900 2220 30 109000	LO Title I Health Ins	0.00	0.00	0.00	0.00	0.00	138.14	0.00
10E902 3900 2220 30 110000	WA Title I Health Ins	0.00	199.28	298.92	-298.92	0.00	138.04	0.00
10E930 3900 2220 30 000000	TITLE I: HEALTH INSURANCE	0.00	0.00	0.00	0.00	0.00	0.00	0.00
10E902 3900 2250 30 000000	TITLE I THIS INS	500.00	0.00	0.00	500.00	0.00	0.00	0.00
10E902 3900 2250 30 105000	AD TITLE I TRS HEALTH INS	0.00	16.94	39.01	-39.01	0.00	0.00	0.00
10E902 3900 2250 30 107000	JE TITLE I TRS HEALTH INS	0.00	30.76	65.54	-65.54	0.00	0.00	0.00
10E902 3900 2250 30 108000	LI TITLE I TRS HEALTH INS	0.00	21.60	57.65	-57.65	0.00	0.00	0.00
10E902 3900 2250 30 109000	LO TITLE I TRS HEALTH INS	0.00	7.76	31.04	-31.04	0.00	0.00	0.00
10E902 3900 2250 30 110000	WA TITLE I TRS HEALTH INS	0.00	19.30	48.40	-48.40	0.00	0.00	0.00
10E930 3900 2250 30 000000	TITLE I TRS HEALTH	0.00	0.00	0.00	0.00	0.00	0.00	0.00
10E930 3900 2250 30 105000	AD TITLE I TRS HEALTH INS	0.00	0.00	0.00	0.00	0.00	83.30	0.00
10E930 3900 2250 30 107000	JE TITLE I TRS HEALTH INS	0.00	0.00	0.00	0.00	0.00	83.30	0.00
10E930 3900 2250 30 108000	LI TITLE I TRS HEALTH INS	0.00	0.00	0.00	0.00	0.00	83.30	0.00
10E930 3900 2250 30 109000	LO TITLE I TRS HEALTH INS	0.00	0.00	0.00	0.00	0.00	83.30	0.00
10E930 3900 2250 30 110000	WA TITLE I TRS HEALTH INS	0.00	0.00	0.00	0.00	0.00	83.36	0.00
10E000 3900 4100 00 000000	AFTER SCHOOL GRANT SUPPLIES	0.00	0.00	0.00	0.00	0.00	0.00	0.00
10E000 3901 1140 00 000000	AFTERCATS SALARY	8,000.00	0.00	52.00	7,948.00	0.00	7,130.25	0.65
10E105 3901 1140 00 000000	ADAMS AFTERCATS SALARY	20,000.00	1,450.20	4,934.57	15,065.43	0.00	5,655.67	24.67
10E107 3901 1140 00 000000	JEFFERSON AFTERCATS SALARY	20,000.00	1,097.80	5,277.87	14,722.13	0.00	12,374.64	26.39
10E108 3901 1140 00 000000	LINCOLN AFTERCATS SALARY	32,000.00	3,317.30	14,860.43	17,139.57	0.00	34,595.57	46.44
10E109 3901 1140 00 000000	LONGFELLOW AFTERCATS SALARY	22,000.00	1,708.26	8,234.92	13,765.08	0.00	15,331.86	37.43

Account Number	Account Level Description Account Number	2023-24 Original Budget	December 2023-24 Monthly Activity	2023-24 FYTD Activity	2023-24 Available Funds	Encumbered Amount	2022-23 FY Activity	2023-24 FYTD %
10	EDUCATIONAL FUND							
10E110 3901 1140 00 000000	WASHINGTON AFTERCATS SALARY	33,000.00	2,228.00	10,002.93	22,997.07	0.00	15,840.95	30.31
10E204 3901 1140 00 000000	JH AFTERCATS SALARY	12,000.00	934.58	6,375.51	5,624.49	0.00	9,846.38	53.13
10E000 3901 2120 00 000000	AFTERCATS: IMRF	0.00	0.00	1.23	-1.23	0.00	0.00	0.00
10E105 3901 2120 00 000000	ADAMS AFTERCATS IMRF	250.00	0.00	0.00	250.00	0.00	239.70	0.00
10E107 3901 2120 00 000000	JEFFERSON AFTERCATS IMRF	450.00	39.13	190.70	259.30	0.00	334.17	42.38
10E108 3901 2120 00 000000	LINCOLN AFTERCATS IMRF	1,000.00	78.76	376.22	623.78	0.00	858.76	37.62
10E109 3901 2120 00 000000	LONGFELLOW AFTERCATS IMRF	1,000.00	76.96	315.55	684.45	0.00	341.98	31.56
10E110 3901 2120 00 000000	WASHINGTON AFTERCATS IMRF	1,000.00	104.99	435.18	564.82	0.00	705.80	43.52
10E204 3901 2120 00 000000	JH AFTERCATS IMRF	500.00	43.42	293.37	206.63	0.00	435.02	58.67
10E204 3901 2220 00 000000	JH AFTERCATS HEALTH INSURAN	16,000.00	1,012.98	4,051.92	11,948.08	0.00	10,721.59	25.32
10E902 4100 3190 30 105000	ADAMS TITLE I PURCH SERV	0.00	0.00	0.00	0.00	0.00	0.00	0.00
10E902 4100 3190 30 107000	JEFFERSON TITLE I PURCH SER	0.00	0.00	0.00	0.00	0.00	0.00	0.00
10E902 4100 3190 30 108000	LINCOLN TITLE I PURCH SERV	0.00	0.00	0.00	0.00	0.00	0.00	0.00
10E902 4100 3190 30 109000	LONGFELLOW TITLE I PURCH SE	0.00	0.00	0.00	0.00	0.00	0.00	0.00
10E902 4100 3190 30 110000	WASHINGTON TITLE I PURCH SE	0.00	0.00	0.00	0.00	0.00	0.00	0.00
10E930 4100 3190 30 105000	AD TITLE I PURCH SERV	0.00	0.00	0.00	0.00	0.00	0.00	0.00
10E930 4100 3190 30 107000	JE TITLE I PURCH SERVICE	0.00	0.00	0.00	0.00	0.00	0.00	0.00
10E930 4100 3190 30 108000	LI TITLE I PURCH SERVICE	0.00	0.00	0.00	0.00	0.00	0.00	0.00
10E930 4100 3190 30 109000	LO TITLE I PURCH SERVICE	0.00	0.00	0.00	0.00	0.00	0.00	0.00
10E930 4100 3190 30 110000	WA TITLE I PURCH SERVICE	0.00	0.00	0.00	0.00	0.00	0.00	0.00
10E902 4110 3190 30 107000	JE TITLE I PURCHASE SERVICE	0.00	0.00	0.00	0.00	0.00	0.00	0.00
10E000 4120 3190 12 000000	WCSED: BILLING	4,290,000.00	704,019.60	2,385,844.20	1,904,155.80	0.00	3,626,756.50	55.61
10E000 4120 3190 12 000001	WCSED:ORPHANAGE	100,000.00	0.00	100,958.57	-958.57	0.00	98,328.00	100.96
10E000 4120 3190 12 000002	WCES IDEA FT	1,059,200.00	210,360.91	379,130.53	680,069.47	0.00	1,067,812.00	35.79
10E000 4120 3190 12 000004	WCES IDEA-PS FT	28,290.00	5,945.22	9,776.50	18,513.50	0.00	29,029.01	34.56
10E000 4120 3190 12 000005	WCES CRSE-FT	546,520.00	0.00	136,629.95	409,890.05	0.00	546,519.80	25.00
10E000 4120 3190 12 000006	PRIVATE FACILITY	50,000.00	0.00	30,358.13	19,641.87	0.00	54,252.22	60.72
10E000 4120 3190 12 000007	IDEA PS ARP	0.00	0.00	0.00	0.00	0.00	19,324.01	0.00
10E000 4120 3190 12 000008	IDEA FT ARP	0.00	0.00	0.00	0.00	0.00	195,730.00	0.00
10E000 4120 3190 12 000009	WCES: PRE K	51,350.00	0.00	51,346.00	4.00	0.00	0.00	99.99
10E000 4190 3190 00 000001	FOUNDATION GRANTS	10,000.00	1,059.21	6,186.70	2,436.10	617.20	11,810.78	61.87
10E000 4190 3190 00 000003	ROE TUITION ECHO STARQUEST	170,000.00	13,580.00	46,921.78	123,078.22	0.00	125,465.00	27.60
10E000 4190 3190 00 000004	CITY OF MARION SRO	300,000.00	0.00	159,112.46	140,887.54	0.00	246,710.01	53.04
10E940 4190 3190 30 000000	ESSER PYMTS TO GOV UNITS	0.00	0.00	0.00	0.00	0.00	0.00	0.00
10---- ---- ---- -- ------		40,627,608.00	3,553,818.41	18,887,663.97	21,421,514.49	288,909.02	37,476,318.33	46.49

Account Number	Account Level Description Account Number	2023-24 Original Budget	December 2023-24 Monthly Activity	2023-24 FYTD Activity	2023-24 Available Funds	Encumbered Amount	2022-23 FY Activity	2023-24 FYTD %
20	OPERATIONS & MAINTENANCE FUND							
20E000 2533 3010 00 000000	STORM SHELTER	5,000.00	0.00	0.00	5,000.00	0.00	1,752.00	0.00
20E000 2533 3010 00 000707	3 Yr Asbestos Plan	1,000.00	0.00	0.00	1,000.00	0.00	0.00	0.00
20E000 2533 3010 00 000804	DISTRICT WIDE BLEACHER INSP	5,000.00	0.00	0.00	5,000.00	0.00	5,000.00	0.00
20E000 2533 3010 00 000805	DISTRICT WIDE ROOF INSPECTI	2,000.00	0.00	7,875.00	-5,875.00	0.00	0.00	393.75
20E965 2533 3190 30 000000	ESSER III: HVAC PURCHASE SE	0.00	0.00	0.00	0.00	0.00	0.00	0.00
20E000 2533 5230 03 000000	BAYSINGER ARCH FEES	100,000.00	0.00	0.00	100,000.00	0.00	2,182.00	0.00
20E107 2533 5230 00 000000	JEFFERSON LIBRARY CAR ACCID	0.00	0.00	0.00	0.00	0.00	0.00	0.00
20E960 2533 5230 30 000000	ESSER II ARCH HVAC	0.00	0.00	0.00	0.00	0.00	56,235.23	0.00
20E965 2533 5230 30 000000	ESSER III ARCH	105,000.00	5,519.05	70,036.22	34,963.78	0.00	264,101.88	66.70
20E000 2535 5230 00 220910	WA & JH FIRE ALARM REPLACEM	0.00	0.00	0.00	0.00	0.00	197,818.00	0.00
20E960 2535 5230 30 000000	ESSER II HVAC	0.00	0.00	0.00	0.00	0.00	1,095,566.93	0.00
20E965 2535 5230 30 000000	ESSER III HVAC	1,600,000.00	103,160.95	1,846,992.81	-246,992.81	0.00	4,098,285.44	115.44
20E000 2542 1150 00 000000	O & M Secretary	17,500.00	4,818.32	12,251.60	5,248.40	0.00	0.00	70.01
20E000 2542 1190 00 000000	MAINT: SALARY, CUSTODIAN	440,000.00	31,762.08	199,492.88	240,507.12	0.00	417,544.64	45.34
20E105 2542 1190 00 000000	ADAMS CUSTODIAN SALARY	110,000.00	7,086.68	42,372.89	67,627.11	0.00	79,545.85	38.52
20E107 2542 1190 00 000000	JEFFERSON CUSTODIAN SALARY	108,000.00	6,384.40	39,195.60	68,804.40	0.00	73,688.00	36.29
20E108 2542 1190 00 000000	LINCOLN CUSTODIAN SALARY	105,000.00	8,273.20	51,955.00	53,045.00	0.00	97,625.75	49.48
20E109 2542 1190 00 000000	LONGFELLOW CUSTODIAN SALARY	80,000.00	5,762.80	35,007.45	44,992.55	0.00	65,582.33	43.76
20E110 2542 1190 00 000000	WASHINGTON CUSTODIAN SALARY	120,000.00	8,998.80	45,015.60	74,984.40	0.00	92,908.81	37.51
20E204 2542 1190 00 000000	JH CUSTODIAN SALARY	165,000.00	10,885.40	58,975.30	106,024.70	0.00	143,814.00	35.74
20E303 2542 1190 00 000000	HS CUSTODIAN SALARY	284,000.00	24,305.50	142,923.10	141,076.90	0.00	262,577.92	50.33
20E000 2542 1200 00 000000	Maint: salary, Subs/Extr	15,000.00	578.50	8,778.25	6,221.75	0.00	12,312.00	58.52
20E105 2542 1200 00 000000	ADAMS SUB/EXTRA CUSTODIAN	1,000.00	0.00	0.00	1,000.00	0.00	0.00	0.00
20E107 2542 1200 00 000000	JEFFERSON SUB/EXTRA CUSTODI	12,000.00	0.00	416.00	11,584.00	0.00	11,454.00	3.47
20E108 2542 1200 00 000000	LINCOLN SUB/EXTRA CUSTODIAN	15,000.00	0.00	5,524.55	9,475.45	0.00	9,974.25	36.83
20E109 2542 1200 00 000000	LONGFEFLLOW SUB/EXTRA CUSTO	4,000.00	0.00	0.00	4,000.00	0.00	0.00	0.00
20E110 2542 1200 00 000000	WASHINGTON SUB/EXTRA CUSTOD	15,000.00	875.29	7,650.89	7,349.11	0.00	12,924.00	51.01
20E204 2542 1200 00 000000	JH SUB/EXTRA CUSTODIAN SALA	15,000.00	3,534.80	17,830.00	-2,830.00	0.00	3,687.00	118.87
20E303 2542 1200 00 000000	HS SUB/EXTRA CUSTODIAN	10,000.00	507.00	4,940.00	5,060.00	0.00	4,660.50	49.40
20E000 2542 1210 00 000000	UPKP BLD: TEMP WORK	40,000.00	494.00	2,444.00	37,556.00	0.00	4,914.00	6.11
20E105 2542 1210 00 000000	ADAMS CUSTODIAN TEMP WORK	20,000.00	1,670.50	10,647.00	9,353.00	0.00	18,106.50	53.24
20E107 2542 1210 00 000000	JEFFERSON CUSTODIAN TEMP WO	14,000.00	1,144.00	7,683.00	6,317.00	0.00	7,254.00	54.88
20E108 2542 1210 00 000000	LINCOLN CUSTODIAN TEMP WORK	20,000.00	581.75	5,638.75	14,361.25	0.00	19,727.00	28.19
20E109 2542 1210 00 000000	LONGFELLOW CUSTODIAN TEMP W	15,000.00	767.00	6,948.50	8,051.50	0.00	11,336.00	46.32
20E110 2542 1210 00 000000	WASHINGTON CUSTODIAN TEMP W	20,000.00	955.50	6,454.50	13,545.50	0.00	18,343.00	32.27
20E204 2542 1210 00 000000	JH CUSTODIAN TEMP SALARY	15,000.00	451.75	3,428.75	11,571.25	0.00	15,322.75	22.86
20E303 2542 1210 00 000000	HS CUSTODIAN TEMP SALARY	20,000.00	806.00	10,497.50	9,502.50	0.00	8,554.00	52.49
20E000 2542 1300 00 000000	Maint: Salary, Overtime	8,000.00	413.48	4,438.61	3,561.39	0.00	5,217.30	55.48

Account Number	Account Level Description Account Number	2023-24 Original Budget	December 2023-24 Monthly Activity	2023-24 FYTD Activity	2023-24 Available Funds	Encumbered Amount	2022-23 FY Activity	2023-24 FYTD %
20	OPERATIONS & MAINTENANCE FUND							
20E105 2542 1300 00 000000	ADAMS CUSTODIAN OVERTIME	2,000.00	438.63	636.89	1,363.11	0.00	637.89	31.84
20E107 2542 1300 00 000000	JEFFERSON CUSTODIAN OVERTIM	4,000.00	2,192.40	10,700.60	-6,700.60	0.00	1,883.88	267.52
20E108 2542 1300 00 000000	LINCOLN CUSTODIAN OVERTIME	2,000.00	645.76	2,062.00	-62.00	0.00	1,860.18	103.10
20E109 2542 1300 00 000000	LONGFELLOW CUSTODIAN OVERTI	500.00	0.00	231.60	268.40	0.00	329.40	46.32
20E110 2542 1300 00 000000	WASHINGTON CUSTODIAN OVERTI	4,000.00	761.26	1,944.93	2,055.07	0.00	2,754.13	48.62
20E204 2542 1300 00 000000	JH CUSTODIAN OVERTIME	10,000.00	610.51	8,288.46	1,711.54	0.00	6,911.52	82.88
20E303 2542 1300 00 000000	HS CUSTODIAN OVERTIME	25,000.00	2,349.27	9,535.16	15,464.84	0.00	25,747.68	38.14
20E000 2542 2120 00 000000	MAINT: IMRF	21,000.00	1,743.14	10,003.49	10,996.51	0.00	18,810.02	47.64
20E105 2542 2120 00 000000	ADAMS CUSTODIAN IMRF	6,000.00	308.77	1,790.62	4,209.38	0.00	3,376.71	29.84
20E107 2542 2120 00 000000	JEFFERSON CUSTODIAN IMRF	6,000.00	404.14	2,351.15	3,648.85	0.00	3,977.46	39.19
20E108 2542 2120 00 000000	LINCOLN CUSTODIAN IMRF	6,000.00	420.26	2,661.66	3,338.34	0.00	4,501.62	44.36
20E109 2542 2120 00 000000	LONGFELLOW CUSTODIAN IMRF	4,000.00	271.54	1,660.43	2,339.57	0.00	3,105.76	41.51
20E110 2542 2120 00 000000	WASHINGTON CUSTODIAN IMRF	7,000.00	501.14	2,499.77	4,500.23	0.00	5,033.54	35.71
20E204 2542 2120 00 000000	JH CUSTODIAN IMRF	9,000.00	659.23	3,850.34	5,149.66	0.00	7,159.56	42.78
20E303 2542 2120 00 000000	HS CUSTODIAN IMRF	16,000.00	1,255.96	7,080.95	8,919.05	0.00	13,446.64	44.26
20E000 2542 2220 00 000000	Maint: Health Insur	67,000.00	3,985.92	23,725.72	43,274.28	0.00	62,567.50	35.41
20E105 2542 2220 00 000000	ADAMS CUSTODIAN HEALTH INS	45,000.00	3,663.76	21,808.12	23,191.88	0.00	41,554.60	48.46
20E107 2542 2220 00 000000	JEFFERSON CUSTODIAN HEALTH	40,000.00	3,076.20	18,310.74	21,689.26	0.00	34,583.03	45.78
20E108 2542 2220 00 000000	LINCOLN CUSTODIAN HEALTH IN	20,000.00	1,519.44	10,361.25	9,638.75	0.00	16,871.63	51.81
20E109 2542 2220 00 000000	LONGFELLOW CUSTODIAN HEALTH	22,000.00	1,670.80	9,945.26	12,054.74	0.00	18,950.44	45.21
20E110 2542 2220 00 000000	WASHINGTON CUSTODIAN HEALTH	20,000.00	759.72	4,522.14	15,477.86	0.00	12,180.10	22.61
20E204 2542 2220 00 000000	JH CUSTODIAN HEALTH INS	20,000.00	1,519.44	6,244.05	13,755.95	0.00	8,616.70	31.22
20E303 2542 2220 00 000000	HS CUSTODIAN HEALTH INSURAN	70,000.00	3,798.60	24,889.86	45,110.14	0.00	45,986.46	35.56
20E000 2542 3190 00 000000	UPKP BLD: OTHER CONTR	750,000.00	32,011.20	345,559.63	311,589.66	81,589.79	392,992.74	46.07
20E000 2542 3210 00 000000	PEST CONTROL	1,800.00	62.20	1,426.23	373.77	0.00	1,529.94	79.24
20E105 2542 3210 00 000000	ADAMS PEST CONTROL	1,000.00	80.00	170.10	829.90	0.00	349.50	17.01
20E107 2542 3210 00 000000	JEFFERSON PEST CONTROL	1,000.00	62.20	368.80	631.20	0.00	694.00	36.88
20E108 2542 3210 00 000000	LINCOLN PEST CONTROL	1,000.00	126.60	433.20	566.80	0.00	593.00	43.32
20E109 2542 3210 00 000000	LONGFELLOW PEST CONTROL	1,000.00	63.30	405.20	594.80	0.00	706.00	40.52
20E110 2542 3210 00 000000	WASHINGTON PEST CONTROL	5,000.00	0.00	0.00	5,000.00	0.00	4,554.46	0.00
20E204 2542 3210 00 000000	JH PEST CONTROL	1,500.00	0.00	0.00	1,500.00	0.00	600.00	0.00
20E303 2542 3210 00 000000	HS PEST CONTROL	3,000.00	99.00	3,760.64	-760.64	0.00	1,104.00	125.35
20E000 2542 3220 00 000000	Maint: Cln Serv Mops/Rug	4,500.00	0.00	1,336.74	2,771.16	0.00	3,752.13	29.71
20E107 2542 3220 00 000000	JEFFERSON MOPS/RUGS	14,000.00	0.00	3,588.00	9,061.28	0.00	11,088.88	25.63
20E108 2542 3220 00 000000	LINCOLN MOPS/RUGS	17,000.00	0.00	7,581.37	7,321.76	0.00	15,909.79	44.60
20E109 2542 3220 00 000000	LONGFELLOW MOPS/RUGS	17,000.00	0.00	4,260.48	10,821.06	0.00	15,571.62	25.06
20E110 2542 3220 00 000000	WASHINGTON MOPS/RUGS	20,000.00	0.00	6,154.14	11,517.87	0.00	17,695.72	30.77
20E204 2542 3220 00 000000	JH MOPS/RUGS	23,000.00	0.00	6,771.48	14,150.34	0.00	21,141.37	29.44

Account Number	Account Level Description Account Number	2023-24 Original Budget	December 2023-24 Monthly Activity	2023-24 FYTD Activity	2023-24 Available Funds	Encumbered Amount	2022-23 FY Activity	2023-24 FYTD %
20	OPERATIONS & MAINTENANCE FUND							
20E303 2542 3220 00 000000	HS MOPS/RUGS	25,000.00	0.00	7,799.39	14,719.61	0.00	20,866.12	31.20
20E000 2542 3320 00 000000	MAINT: TRAVEL	1,000.00	700.00	901.96	98.04	0.00	601.03	90.20
20E000 2542 3400 00 000000	PHONE SERVICE	210,000.00	16,214.50	99,389.82	110,610.18	0.00	199,282.04	47.33
20E000 2542 3700 00 000011	UO WATER	800.00	34.25	231.80	568.20	0.00	405.25	28.98
20E000 2542 3700 00 000013	SPORTS COMPLEX WATER	4,000.00	72.98	1,459.02	2,540.98	0.00	1,460.15	36.48
20E105 2542 3700 00 000000	ADAMS WATER	20,000.00	6,371.12	14,948.18	5,051.82	0.00	41,300.17	74.74
20E107 2542 3700 00 000000	JEFFERSON WATER	12,000.00	1,459.28	6,260.06	3,509.94	2,230.00	9,670.58	52.17
20E108 2542 3700 00 000000	LINCOLN WATER	6,000.00	590.79	3,333.88	2,666.12	0.00	4,940.59	55.56
20E109 2542 3700 00 000000	LONGFELLOW WATER	6,000.00	649.99	2,481.53	3,518.47	0.00	4,253.75	41.36
20E110 2542 3700 00 000000	WASHINGTON WATER	15,000.00	925.84	3,892.53	11,107.47	0.00	8,066.35	25.95
20E204 2542 3700 00 000000	JH WATER	15,000.00	1,233.21	5,603.60	9,396.40	0.00	10,355.52	37.36
20E303 2542 3700 00 000000	HS WATER	15,000.00	1,244.79	5,895.66	9,104.34	0.00	13,948.59	39.30
20E000 2542 4100 00 000000	MAINTENANCE SUPPLIES	230,000.00	13,893.10	77,188.00	133,798.82	12,760.72	205,890.28	33.56
20E105 2542 4100 00 000000	ADAMS CUSTODIAL SUPPLIES	12,500.00	437.98	5,108.55	7,391.45	0.00	8,928.65	40.87
20E107 2542 4100 00 000000	JEFFERSON CUSTODIAL SUPPLIE	13,000.00	623.48	4,484.71	8,515.29	0.00	9,527.78	34.50
20E108 2542 4100 00 000000	LINCOLN CUSTODIAL SUPPLIES	20,000.00	0.00	6,310.42	13,689.58	0.00	12,123.72	31.55
20E109 2542 4100 00 000000	LONGFELLOW CUSTODIAL SUPPLI	11,000.00	0.00	3,157.89	7,842.11	0.00	8,659.69	28.71
20E110 2542 4100 00 000000	WASHINGTON CUSTODIAL SUPPLI	18,000.00	574.84	7,021.37	10,978.63	0.00	15,299.30	39.01
20E204 2542 4100 00 000000	JH CUSTODIAN SUPPLIES	25,000.00	189.60	7,193.35	17,806.65	0.00	17,439.10	28.77
20E303 2542 4100 00 000000	HS CUSTODIAN SUPPLIES	45,000.00	2,595.29	17,274.89	27,725.11	0.00	34,072.24	38.39
20E965 2542 4100 30 000000	ESSER III SUPPLIES	0.00	0.00	0.00	0.00	0.00	0.00	0.00
20E000 2542 4650 00 000011	UO GAS	3,000.00	300.74	549.39	2,450.61	0.00	1,949.34	18.31
20E107 2542 4650 00 000000	JEFFERSON GAS	16,000.00	1,475.09	4,240.98	11,759.02	0.00	9,006.38	26.51
20E108 2542 4650 00 000000	LINCOLN GAS	23,000.00	1,609.95	4,212.71	18,787.29	0.00	16,418.46	18.32
20E109 2542 4650 00 000000	LONGFELLOW GAS	14,000.00	300.59	2,481.58	11,518.42	0.00	4,304.08	17.73
20E110 2542 4650 00 000000	WASHINGTON GAS	25,000.00	1,363.39	2,759.45	22,240.55	0.00	17,036.89	11.04
20E204 2542 4650 00 000000	JH GAS	38,000.00	3,044.18	8,208.05	29,791.95	0.00	28,124.12	21.60
20E303 2542 4650 00 000000	HS GAS	25,000.00	2,718.19	7,882.51	17,117.49	0.00	20,143.71	31.53
20E000 2542 4660 00 000011	UO ELECTRIC	12,000.00	692.78	5,025.89	6,974.11	0.00	7,601.97	41.88
20E000 2542 4660 00 000013	SPORTS COMPLEX ELECTRIC	10,000.00	566.15	2,504.81	7,495.19	0.00	5,418.88	25.05
20E105 2542 4660 00 000000	ADAMS ELECTRIC	104,000.00	8,468.47	41,305.80	62,694.20	0.00	85,336.72	39.72
20E107 2542 4660 00 000000	JEFFERSON ELECTRIC	65,000.00	6,522.18	30,731.39	34,268.61	0.00	54,947.13	47.28
20E108 2542 4660 00 000000	LINCOLN ELECTRIC	85,000.00	6,818.24	39,557.96	45,442.04	0.00	70,718.26	46.54
20E109 2542 4660 00 000000	LONGFELLOW ELECTRIC	40,000.00	3,536.87	20,450.31	19,549.69	0.00	30,169.03	51.13
20E110 2542 4660 00 000000	WASHINGTON ELECTRIC	85,000.00	6,833.16	41,540.46	43,459.54	0.00	78,902.69	48.87
20E204 2542 4660 00 000000	JH ELECTRIC	120,000.00	10,557.50	63,878.45	56,121.55	0.00	99,543.70	53.23
20E303 2542 4660 00 000000	HS ELECTRIC	480,000.00	39,212.97	248,277.26	231,722.74	0.00	433,878.62	51.72
20E000 2542 5400 00 000000	UPKP BLD: EQUIP CAP OUT	15,000.00	0.00	2,824.53	-4,015.83	15,041.35	13,034.81	18.83

Account Number	Account Level Description Account Number	2023-24 Original Budget	December 2023-24 Monthly Activity	2023-24 FYTD Activity	2023-24 Available Funds	Encumbered Amount	2022-23 FY Activity	2023-24 FYTD %
20	OPERATIONS & MAINTENANCE FUND							
20E000 2542 5400 00 000001	BLD UPKP: CAP OUTLAY 2500-9	35,000.00	0.00	33,338.65	-2,009.77	0.00	33,338.65	95.25
20E965 2542 5400 30 000000	ESSER 3 CAPITAL OUTLAY	0.00	0.00	0.00	0.00	0.00	0.00	0.00
20E000 2542 6400 00 000000	MAINT; DUES & FEES	3,500.00	0.00	100.00	3,400.00	0.00	2,475.00	2.86
20E000 2543 3190 00 000000	UPKP GRD: CONTR	50,000.00	0.00	8,515.00	41,485.00	0.00	21,005.90	17.03
20E000 2543 3190 00 000001	MHS Turf Replacement	0.00	0.00	0.00	0.00	0.00	617,305.00	0.00
20E000 2543 3210 00 000000	UPKP GRD: TRASH REMOVAL	45,000.00	4,962.77	24,092.46	20,907.54	0.00	39,672.50	53.54
20E000 2543 3230 00 000000	UPKP GRD: REPAIR	22,000.00	0.00	0.00	22,000.00	0.00	18,800.00	0.00
20E000 2543 4100 00 000000	UPKP GRD: SEED, FERT	76,000.00	-300.00	17,481.47	58,518.53	0.00	45,531.67	23.00
20E000 2543 5400 00 000000	UPKP GRD: CAP OUTLAY0	45,000.00	0.00	16,070.52	17,997.48	10,932.00	50,691.01	35.71
20E000 2545 3230 00 000000	VEHICLE: REPAIR	15,000.00	1,721.36	11,807.82	2,634.20	557.98	11,517.60	78.72
20E000 2545 4100 00 000000	VEHICLE: SUP, MOW, TRKS	35,000.00	1,397.75	11,338.62	23,661.38	0.00	27,352.82	32.40
20E000 2545 5400 00 000001	VEHICLE: CAP OUTLAY 2500+	140,000.00	0.00	71,174.00	68,826.00	0.00	18,386.16	50.84
20E000 4120 3190 12 000000	WCSED: JT AGREE PMT	0.00	0.00	0.00	0.00	0.00	0.00	0.00
20---- ---- ---- -- ------		7,124,600.00	444,410.51	4,222,621.63	2,743,886.76	123,111.84	10,436,846.68	59.27
21	O&M LEASE							
21E000 2542 3250 00 000004	CHROMEBOOKS LEASE MHS & MJH	0.00	0.00	0.00	0.00	0.00	0.00	0.00
21E000 2542 3250 00 000005	Copier Lease Payment	52,800.00	0.00	26,400.00	22,000.00	0.00	52,800.00	50.00
21---- ---- ---- -- ------		52,800.00	0.00	26,400.00	22,000.00	0.00	52,800.00	50.00
30	DEBT SERVICE FUND OR FUND GROU							
30E000 5200 6200 00 000006	New MHS Interest Pymt	563,825.00	0.00	292,650.00	271,175.00	0.00	599,700.00	51.90
30E000 5200 6200 00 000007	New CS Interest Pymt	46,496.00	0.00	23,247.75	23,248.25	0.00	61,882.50	50.00
30E000 5300 6100 00 000007	New CS Principal Pymt	705,000.00	0.00	0.00	705,000.00	0.00	690,000.00	0.00
30E000 5300 6100 00 000008	NEW MHS PRINCIPAL PYMT	1,390,000.00	0.00	1,390,000.00	0.00	0.00	1,320,000.00	100.00
30E000 5400 3190 00 000000	BOND FEE	1,500.00	0.00	954.00	546.00	0.00	1,219.00	63.60
30---- ---- ---- -- ------		2,706,821.00	0.00	1,706,851.75	999,969.25	0.00	2,672,801.50	63.06
40	TRANSPORTATION FUND							
40E000 2550 1110 00 000000	COOR SALARY	22,035.00	1,811.26	10,867.56	11,167.44	0.00	20,999.94	49.32
40E000 2550 2120 00 000000	PUPIL TRANS: IMRF	1,060.00	85.34	512.04	547.96	0.00	989.58	48.31
40E000 2550 2220 00 000000	COOR HEALTH INSUR	4,000.00	334.16	1,989.06	2,010.94	0.00	3,790.18	49.73

Account Number	Account Level Description Account Number	2023-24 Original Budget	December 2023-24 Monthly Activity	2023-24 FYTD Activity	2023-24 Available Funds	Encumbered Amount	2022-23 FY Activity	2023-24 FYTD %
40	TRANSPORTATION FUND							
40E000 2550 3190 00 000000	PURCHASED SERVICES	10,000.00	0.00	0.00	10,000.00	0.00	0.00	0.00
40E000 2550 3190 00 000001	MHS ACTIVITY BUS PRINCIPAL	44,175.00	0.00	22,056.81	22,118.19	0.00	16,493.27	49.93
40E000 2550 3190 00 000002	MHS ACTIVITY BUS INTEREST	2,350.00	0.00	1,228.21	1,121.79	0.00	2,893.16	52.26
40E000 2550 3300 00 000000	ATHL TRIPS	100,000.00	7,779.97	41,387.87	58,612.13	0.00	86,623.52	41.39
40E960 2550 3300 30 000000	ESSER II PUPIL TRANSPORTATI	44,219.00	0.00	44,219.15	-0.15	0.00	50,389.81	100.00
40E965 2550 3300 30 000000	ESSER 3 PUPIL TRANSPORTATIO	55,000.00	0.00	0.00	55,000.00	0.00	0.00	0.00
40E000 2550 3310 00 000000	CURRICULAR TRIPS	25,000.00	4,519.33	8,516.02	16,483.98	0.00	22,421.09	34.06
40E000 2550 3320 00 000000	ACTIVITY TRIPS	65,000.00	3,329.57	20,964.59	44,035.41	0.00	54,199.29	32.25
40E000 2550 3330 00 000000	ADAMS ATHLETIC BUS TRANS.	15,000.00	2,403.39	8,326.23	6,673.77	0.00	12,673.27	55.51
40E000 2550 3340 00 000000	Homeless Transportation	0.00	0.00	1,422.00	-1,422.00	0.00	0.00	0.00
40E000 2552 3310 00 000000	CONTR FEES	1,400,000.00	135,173.78	532,457.72	867,542.28	0.00	1,174,633.42	38.03
40E000 2552 4100 00 000000	MHS ACTIVITY BUS EXPENSES	16,000.00	2,036.77	5,635.62	10,364.38	0.00	15,878.70	35.22
40E000 4120 3310 12 000000	WCSED: JT AGR PMT	265,000.00	61,600.00	105,600.00	159,400.00	0.00	249,651.41	39.85
40---- ---- ---- -- ------		2,068,839.00	219,073.57	805,182.88	1,263,656.12	0.00	1,711,636.64	38.92
50	SOCIAL SECURITY/MEDICARE							
50E000 1101 2130 00 000000	ELEM FICA	0.00	0.00	0.00	0.00	0.00	0.00	0.00
50E000 1101 2130 00 000002	Elem FICA	25.00	0.00	0.00	25.00	0.00	22.72	0.00
50E105 1101 2130 00 000000	ADAMS FICA	1,100.00	97.88	525.33	574.67	0.00	988.50	47.76
50E105 1101 2130 00 000001	ADAMS TEACHER AIDE FICA	0.00	90.62	325.85	-325.85	0.00	0.00	0.00
50E107 1101 2130 00 000000	JEFFERSON FICA	1,100.00	103.24	647.22	452.78	0.00	832.15	58.84
50E108 1101 2130 00 000000	LINCOLN FICA	250.00	0.00	0.00	250.00	0.00	4.84	0.00
50E109 1101 2130 00 000000	LONGFELLOW FICA	1,100.00	79.36	487.21	612.79	0.00	932.58	44.29
50E110 1101 2130 00 000000	WASHINGTON FICA	2,000.00	152.57	792.40	1,207.60	0.00	1,532.05	39.62
50E000 1101 2140 00 000000	ELEM MEDICARE	200.00	0.00	0.00	200.00	0.00	65.08	0.00
50E105 1101 2140 00 000000	ADAMS MEDICARE	13,000.00	1,039.82	5,957.47	7,042.53	0.00	11,634.43	45.83
50E105 1101 2140 00 000001	ADAMS TEACHER AIDE MEDICARE	100.00	21.04	75.98	24.02	0.00	0.00	75.98
50E107 1101 2140 00 000000	JEFFERSON MEDICARE	15,000.00	1,223.03	7,193.99	7,806.01	0.00	13,842.96	47.96
50E108 1101 2140 00 000000	LINCOLN MEDICARE	30,000.00	2,248.89	13,201.46	16,798.54	0.00	26,987.86	44.00
50E109 1101 2140 00 000000	LONGFELLOW MEDICARE	15,000.00	1,058.09	6,217.90	8,782.10	0.00	12,583.03	41.45
50E110 1101 2140 00 000000	WASHINGTON MEDICARE	27,000.00	2,191.08	12,600.86	14,399.14	0.00	25,561.67	46.67
50E204 1102 2130 00 000000	JH FICA	100.00	5.97	25.33	74.67	0.00	66.43	25.33
50E204 1102 2130 00 000001	JH FICA	0.00	0.00	0.00	0.00	0.00	11.02	0.00
50E204 1102 2140 00 000000	JH MEDICARE	44,500.00	3,720.87	21,634.41	22,865.59	0.00	43,511.31	48.62
50E204 1102 2140 00 000001	JH Medicare	0.00	0.00	0.00	0.00	0.00	43.91	0.00
50E303 1103 2130 00 000000	HS FICA	15,000.00	973.77	5,668.02	9,331.98	0.00	11,319.40	37.79

Account Number	Account Level Description Account Number	2023-24 Original Budget	December 2023-24 Monthly Activity	2023-24 FYTD Activity	2023-24 Available Funds	Encumbered Amount	2022-23 FY Activity	2023-24 FYTD %
50	SOCIAL SECURITY/MEDICARE							
50E105 1103 2140 00 000000	HS EXT MEDICARE	3,300.00	248.94	1,467.77	1,832.23	0.00	2,877.78	44.48
50E303 1103 2140 00 000000	HS MEDICARE	65,000.00	5,464.85	31,099.83	33,900.17	0.00	61,307.27	47.85
50E303 1103 2140 00 000001	HS 3 Circle Ag Grant	150.00	20.38	81.52	68.48	0.00	103.84	54.35
50E303 1103 2140 00 000002	HS LOCAL SHARE 3 CIRCLE AG	150.00	1.10	41.17	108.83	0.00	132.60	27.45
50E303 1103 2140 00 000003	HS FICA	0.00	0.00	0.00	0.00	0.00	27.42	0.00
50E930 1250 2130 30 000000	TITLE I FICA	0.00	0.00	0.00	0.00	0.00	0.00	0.00
50E960 1250 2130 30 000000	ESSER II FICA	900.00	0.00	943.98	-43.98	0.00	3,720.31	104.89
50E965 1250 2130 30 000000	ESSER III FICA	4,000.00	0.00	0.00	4,000.00	0.00	8.26	0.00
50E902 1250 2140 30 000000	TITLE I MEDICARE	12,000.00	0.00	0.00	12,000.00	0.00	0.00	0.00
50E902 1250 2140 30 105000	AD TITLE I MEDICARE	0.00	73.60	294.35	-294.35	0.00	128.71	0.00
50E902 1250 2140 30 107000	JE TITLE I MEDICARE	0.00	78.62	320.05	-320.05	0.00	232.23	0.00
50E902 1250 2140 30 108000	LI TITLE I MEDICARE	0.00	258.90	1,036.44	-1,036.44	0.00	230.33	0.00
50E902 1250 2140 30 109000	LO TITLE I MEDICARE	0.00	129.64	518.60	-518.60	0.00	72.53	0.00
50E902 1250 2140 30 110000	WA TITLE I MEDICARE	0.00	221.79	892.68	-892.68	0.00	489.96	0.00
50E930 1250 2140 30 000000	TITLE I: MEDICARE	2,400.00	0.00	385.88	2,014.12	0.00	4.35	16.08
50E930 1250 2140 30 105000	AD TITLE I MEDICARE	0.00	8.32	176.80	-176.80	0.00	776.83	0.00
50E930 1250 2140 30 107000	JE TITLE I MEDICARE	0.00	8.32	205.46	-205.46	0.00	919.03	0.00
50E930 1250 2140 30 108000	LI TITLE I MEDICARE	0.00	8.32	506.30	-506.30	0.00	2,428.91	0.00
50E930 1250 2140 30 109000	LO TITLE I MEDICARE	0.00	8.32	285.98	-285.98	0.00	1,324.27	0.00
50E930 1250 2140 30 110000	WA TITLE I MEDICARE	0.00	8.34	552.06	-552.06	0.00	2,654.92	0.00
50E935 1250 2140 00 000004	TITLE SIP MEDICARE	0.00	0.00	0.00	0.00	0.00	0.00	0.00
50E935 1250 2140 00 000005	TITLE SIP MEDICARE	0.00	0.00	0.00	0.00	0.00	0.00	0.00
50E936 1250 2140 00 000004	Title SIP Medicare	0.00	0.00	0.00	0.00	0.00	0.00	0.00
50E960 1250 2140 30 000000	ESSER II MEDICARE	2,200.00	0.00	2,274.42	-74.42	0.00	8,172.19	103.38
50E965 1250 2140 30 000000	ESSER III MEDICARE	10,000.00	427.05	2,447.27	7,552.73	0.00	3,479.00	24.47
50E000 1400 2130 20 000000	VOC SEC: FICA	3,000.00	355.57	1,462.35	1,537.65	0.00	2,480.48	48.75
50E000 1400 2140 20 000000	VOC SEC: MEDICAR	800.00	83.17	342.01	457.99	0.00	580.10	42.75
50E000 1401 2130 21 000000	VOCATIONAL FICA-SKYWARD	0.00	0.00	240.65	-240.65	0.00	0.00	0.00
50E000 1401 2140 21 000000	WCRVS SPEC.NEEDS: MEDIC	0.00	0.00	56.30	-56.30	0.00	0.00	0.00
50E000 1500 2130 00 000000	ATHL: FICA	2,500.00	154.82	956.49	1,543.51	0.00	1,808.99	38.26
50E000 1500 2130 00 000001	ATHL: FICA	1,500.00	329.29	680.19	819.81	0.00	1,347.90	45.35
50E204 1500 2130 20 000000	JH BOYS BASKETBALL FICA	200.00	0.00	0.00	200.00	0.00	0.00	0.00
50E204 1500 2130 22 000000	JH SOFTBALL FICA	200.00	0.00	163.64	36.36	0.00	161.28	81.82
50E204 1500 2130 23 000000	JH VOLLEYBALL FICA	400.00	0.00	0.00	400.00	0.00	372.76	0.00
50E204 1500 2130 24 000000	JH CHEERLEADING FICA	200.00	34.70	138.80	61.20	0.00	175.93	69.40
50E204 1500 2130 25 000000	JH DANCE/POM FICA	200.00	23.48	93.92	106.08	0.00	176.04	46.96
50E204 1500 2130 40 000000	JH Girls Basketball FICA	325.00	74.38	148.76	176.24	0.00	293.28	45.77
50E303 1500 2130 01 000000	HS FOOTBALL FICA	600.00	0.00	508.88	91.12	0.00	479.71	84.81

Account Number	Account Level Description Account Number	2023-24 Original Budget	December 2023-24 Monthly Activity	2023-24 FYTD Activity	2023-24 Available Funds	Encumbered Amount	2022-23 FY Activity	2023-24 FYTD %
50	SOCIAL SECURITY/MEDICARE							
50E303 1500 2130 04 000000	HS BOYS SOCCER FICA	700.00	0.00	513.20	186.80	0.00	505.88	73.31
50E303 1500 2130 05 000000	HS Boys Track FICA	1,000.00	0.00	311.52	688.48	0.00	950.76	31.15
50E303 1500 2130 06 000000	HS WRESTLING FICA	600.00	101.38	202.76	397.24	0.00	505.92	33.79
50E303 1500 2130 07 000000	HS Baseball FICA	800.00	0.00	0.00	800.00	0.00	774.18	0.00
50E303 1500 2130 08 000000	HS SOFTBALL FICA	300.00	0.00	0.00	300.00	0.00	249.29	0.00
50E303 1500 2130 09 000000	HS FISHING FICA	0.00	0.00	0.00	0.00	0.00	0.00	0.00
50E303 1500 2130 10 000000	HS BOWLING FICA	0.00	0.00	0.00	0.00	0.00	0.00	0.00
50E303 1500 2130 11 000000	HS VOLLEYBALL FICA	700.00	0.00	520.64	179.36	0.00	637.82	74.38
50E303 1500 2130 13 000000	HS CHEERLEADING FICA	600.00	84.28	337.12	262.88	0.00	498.58	56.19
50E303 1500 2130 15 000000	HS BOYS BASKETBALL FICA	600.00	0.00	0.00	600.00	0.00	41.63	0.00
50E303 1500 2130 31 000000	HS GIRLS BASKETBALL FICA	800.00	227.96	455.92	344.08	0.00	649.60	56.99
50E303 1500 2130 32 000000	HS Girls CC FICA	200.00	0.00	0.00	200.00	0.00	0.00	0.00
50E303 1500 2130 33 000000	HS GIRLS TRACK FICA	700.00	0.00	0.00	700.00	0.00	394.63	0.00
50E303 1500 2130 36 000000	HS GIRLS SOCCER FICA	600.00	0.00	107.28	492.72	0.00	513.78	17.88
50E000 1500 2140 00 000000	ATHL: MEDICARE	700.00	46.81	274.14	425.86	0.00	581.95	39.16
50E000 1500 2140 00 000001	ATHL: MEDICARE	600.00	119.48	235.02	364.98	0.00	534.70	39.17
50E204 1500 2140 20 000000	JH BOYS BASKETBALL MEDICARE	200.00	9.62	56.69	143.31	0.00	109.70	28.35
50E204 1500 2140 21 000000	JH BASEBALL MEDICARE	100.00	6.82	40.17	59.83	0.00	78.27	40.17
50E204 1500 2140 22 000000	JH SOFTBALL MEDICARE	100.00	3.61	59.81	40.19	0.00	80.74	59.81
50E204 1500 2140 23 000000	JH VOLLEYBALL MEDICARE	100.00	0.00	0.00	100.00	0.00	94.44	0.00
50E204 1500 2140 24 000000	JH CHEERLEADING MEDICARE	100.00	8.12	32.48	67.52	0.00	41.16	32.48
50E204 1500 2140 25 000000	JH DANCE/POM MEDICARE	100.00	5.50	22.00	78.00	0.00	41.22	22.00
50E204 1500 2140 26 000000	JH BOYS TRACK MEDICARE	150.00	4.37	28.92	121.08	0.00	101.04	19.28
50E204 1500 2140 27 000000	JH BOYS CC MEDICARE	150.00	3.68	70.68	79.32	0.00	98.21	47.12
50E204 1500 2140 40 000000	JH GIRLS BASKETBALL MEDICAR	150.00	21.74	60.62	89.38	0.00	120.92	40.41
50E204 1500 2140 41 000000	JH GIRLS TRACK MEDICARE	150.00	4.35	29.02	120.98	0.00	90.32	19.35
50E303 1500 2140 01 000000	HS FOOTBALL MEDICARE	600.00	26.16	263.69	336.31	0.00	443.40	43.95
50E303 1500 2140 02 000000	HS BOYS CC MEDICARE	100.00	0.00	0.00	100.00	0.00	0.00	0.00
50E303 1500 2140 03 000000	HS BOYS TENNIS MEDICARE	100.00	0.00	11.28	88.72	0.00	67.32	11.28
50E303 1500 2140 04 000000	HS BOYS SOCCER MEDICARE	200.00	0.00	120.00	80.00	0.00	118.32	60.00
50E303 1500 2140 05 000000	HS BOYS TRACK MEDICARE	300.00	0.00	72.85	227.15	0.00	286.49	24.28
50E303 1500 2140 06 000000	HS WRESTLING MEDICARE	200.00	23.72	47.44	152.56	0.00	118.32	23.72
50E303 1500 2140 07 000000	HS BASEBALL MEDICARE	250.00	5.04	19.40	230.60	0.00	211.63	7.76
50E303 1500 2140 08 000000	HS SOFTBALL MEDICARE	300.00	11.16	75.57	224.43	0.00	180.89	25.19
50E303 1500 2140 09 000000	HS FISHING MEDICARE	100.00	3.42	20.52	79.48	0.00	40.92	20.52
50E303 1500 2140 10 000000	HS BOWLING MEDICARE	75.00	5.93	29.20	45.80	0.00	58.83	38.93
50E303 1500 2140 11 000000	HS VOLLEYBALL MEDICARE	250.00	4.92	150.29	99.71	0.00	200.20	60.12
50E303 1500 2140 12 000000	HS BOYS GOLF MEDICARE	200.00	5.98	34.78	165.22	0.00	65.04	17.39

Account Number	Account Level Description Account Number	2023-24 Original Budget	December 2023-24 Monthly Activity	2023-24 FYTD Activity	2023-24 Available Funds	Encumbered Amount	2022-23 FY Activity	2023-24 FYTD %
50	SOCIAL SECURITY/MEDICARE							
50E303 1500 2140 13 000000	HS CHEERLEADING MEDICARE	200.00	19.72	78.88	121.12	0.00	116.63	39.44
50E303 1500 2140 14 000000	HS DANCE/POM MEDICARE	150.00	12.40	73.56	76.44	0.00	140.59	49.04
50E303 1500 2140 15 000000	HS BOYS BASKETBALL MEDICARE	400.00	20.57	123.46	276.54	0.00	326.57	30.87
50E303 1500 2140 31 000000	HS GIRLS BASKETBALL MEDICAR	300.00	68.08	136.16	163.84	0.00	219.23	45.39
50E303 1500 2140 32 000000	HS GIRLS CC MEDICARE	150.00	5.81	34.60	115.40	0.00	68.15	23.07
50E303 1500 2140 33 000000	HS GIRLS TRACK MEDICARE	250.00	7.08	51.55	198.45	0.00	193.78	20.62
50E303 1500 2140 34 000000	HS GIRLS GOLF MEDICARE	100.00	5.58	32.95	67.05	0.00	63.53	32.95
50E303 1500 2140 35 000000	HS GIRLS TENNIS MEDICARE	100.00	5.70	34.18	65.82	0.00	68.06	34.18
50E303 1500 2140 36 000000	HS GIRLS SOCCER MEDICARE	200.00	0.00	25.09	174.91	0.00	120.12	12.55
50E000 1501 2130 00 000000	ADAMS ATHLETIC FICA	3,000.00	433.48	787.26	2,212.74	0.00	1,940.22	26.24
50E000 1501 2140 00 000000	ADAMS ATHLETIC MEDICARE	1,500.00	136.46	373.48	1,126.52	0.00	734.26	24.90
50E000 1600 2140 00 000002	JH SUMMER SCHOOL MEDICARE	0.00	0.00	0.00	0.00	0.00	0.00	0.00
50E000 1600 2140 00 000003	HS SUMMER SCHOOL MEDICARE	0.00	0.00	0.00	0.00	0.00	0.00	0.00
50E941 2110 2140 00 000000	MCKinney Vento Medicare	100.00	0.00	57.66	42.34	0.00	601.97	57.66
50E105 2122 2140 00 000000	ADAMS PUPIL SERV MEDICARE	1,160.00	91.50	545.08	614.92	0.00	1,072.14	46.99
50E107 2122 2140 00 000000	JEFFERSON PUPIL SERV MEDICA	0.00	28.96	115.84	-115.84	0.00	0.00	0.00
50E108 2122 2140 00 000000	LINCOLN PUPIL SERV MEDICARE	1,010.00	76.33	453.96	556.04	0.00	896.95	44.95
50E109 2122 2140 00 000000	LINCOLN PUPIL SERV MEDICARE	0.00	0.00	0.00	0.00	0.00	0.00	0.00
50E110 2122 2140 00 000000	WASHINGTON PUPIL SERV MEDIC	0.00	8.12	32.48	-32.48	0.00	0.00	0.00
50E204 2122 2140 00 000000	JH PUPIL SERV MEDICARE	2,000.00	145.84	866.11	1,133.89	0.00	1,699.75	43.31
50E303 2122 2140 00 000000	HS PUPIL SERV MEDICARE	6,350.00	490.88	2,861.05	3,488.95	0.00	5,062.65	45.06
50E902 2122 2140 30 000000	TITLE I MEDICARE	2,000.00	24.52	98.08	1,901.92	0.00	0.00	4.90
50E902 2122 2140 30 105000	AD TITLE I MEDICARE	0.00	0.00	0.00	0.00	0.00	16.76	0.00
50E902 2122 2140 30 107000	JE TITLE I MEDICARE	0.00	0.00	0.00	0.00	0.00	16.76	0.00
50E902 2122 2140 30 108000	LI TITLE I MEDICARE	0.00	0.00	0.00	0.00	0.00	16.76	0.00
50E902 2122 2140 30 109000	LO TITLE I MEDICARE	0.00	106.62	426.48	-426.48	0.00	272.36	0.00
50E902 2122 2140 30 110000	WA TITLE I MEDICARE	0.00	0.00	0.00	0.00	0.00	16.76	0.00
50E930 2122 2140 00 107000	JE TITLE I MEDICARE	0.00	0.00	129.62	-129.62	0.00	786.07	0.00
50E930 2122 2140 00 109000	LO TITLE I MEDICARE	0.00	0.00	134.80	-134.80	0.00	674.00	0.00
50E930 2122 2140 00 110000	WA TITLE I MEDICARE	0.00	0.00	60.92	-60.92	0.00	167.53	0.00
50E930 2122 2140 30 000000	TITLE I:GUIDANCE MEDICAR	500.00	0.00	0.00	500.00	0.00	0.00	0.00
50E000 2134 2130 00 000000	HEALTH: FICA	3,900.00	311.90	1,775.48	2,124.52	0.00	3,242.80	45.53
50E105 2134 2130 00 000000	ADAMS HEALTH SERV FICA	2,000.00	154.52	956.40	1,043.60	0.00	1,783.75	47.82
50E107 2134 2130 00 000000	JEFFERSON HEALTH SERV FICA	1,800.00	151.71	894.12	905.88	0.00	1,682.20	49.67
50E108 2134 2130 00 000000	LINCOLN HEALTH SERV FICA	1,800.00	141.64	859.09	940.91	0.00	1,644.55	47.73
50E109 2134 2130 00 000000	LONGFELLOW HEALTH SERV FICA	1,900.00	129.88	780.88	1,119.12	0.00	1,574.27	41.10
50E110 2134 2130 00 000000	WASHINGTON HEALTH SERV FICA	2,500.00	174.34	1,096.07	1,403.93	0.00	2,088.76	43.84
50E204 2134 2130 00 000000	JH HEALTH SERV FICA	1,900.00	81.24	499.45	1,400.55	0.00	1,019.86	26.29

Account Number	Account Level Description Account Number	2023-24 Original Budget	December 2023-24 Monthly Activity	2023-24 FYTD Activity	2023-24 Available Funds	Encumbered Amount	2022-23 FY Activity	2023-24 FYTD %
50	SOCIAL SECURITY/MEDICARE							
50E303 2134 2130 00 000000	HS HEALTH SERV FICA	2,000.00	401.56	1,022.68	977.32	0.00	1,451.80	51.13
50E960 2134 2130 30 000000	ESSER 2 FICA	0.00	0.00	0.00	0.00	0.00	193.14	0.00
50E965 2134 2130 30 000000	ESSER 3 FICA	3,000.00	116.04	951.61	2,048.39	0.00	2,688.39	31.72
50E000 2134 2140 00 000000	HEALTH: MEDICARE	1,000.00	72.94	415.20	584.80	0.00	758.28	41.52
50E105 2134 2140 00 000000	ADAMS HEALTH SERV MEDICARE	600.00	36.14	223.69	376.31	0.00	417.18	37.28
50E107 2134 2140 00 000000	JEFFERSON HEALTH SERV MEDIC	450.00	35.48	209.09	240.91	0.00	393.38	46.46
50E108 2134 2140 00 000000	LINCOLN HEALTH SERV MEDICAR	500.00	33.12	200.90	299.10	0.00	384.64	40.18
50E109 2134 2140 00 000000	LONGFELLOW HEALTH SERV MEDI	500.00	30.38	182.64	317.36	0.00	368.16	36.53
50E110 2134 2140 00 000000	WASHINGTON HEALTH SERV MEDI	600.00	40.78	256.36	343.64	0.00	488.45	42.73
50E204 2134 2140 00 000000	JH HEALTH SERV MEDICARE	500.00	20.36	125.21	374.79	0.00	249.54	25.04
50E303 2134 2140 00 000000	HS HEALTH SERV MEDICARE	500.00	93.92	239.19	260.81	0.00	339.49	47.84
50E960 2134 2140 30 000000	ESSER 2 Medicare	0.00	0.00	0.00	0.00	0.00	45.17	0.00
50E965 2134 2140 30 000000	ESSER 3 Medicare	800.00	27.14	222.57	577.43	0.00	628.80	27.82
50E105 2190 2130 00 000000	ADAMS SUPPORT STAFF FICA	1,000.00	132.82	547.12	452.88	0.00	757.04	54.71
50E107 2190 2130 00 000000	JEFFERSON SUPPORT STAFF FIC	2,600.00	268.05	1,550.57	1,049.43	0.00	2,427.52	59.64
50E108 2190 2130 00 000000	LINCOLN SUPPORT STAFF FICA	4,500.00	375.39	1,858.88	2,641.12	0.00	3,817.18	41.31
50E109 2190 2130 00 000000	LONGFELLOW SUPPORT STAFF FI	2,000.00	196.35	1,043.60	956.40	0.00	1,854.35	52.18
50E110 2190 2130 00 000000	WASHINGTON SUPPORT STAFF FI	6,200.00	613.59	3,054.72	3,145.28	0.00	5,391.77	49.27
50E204 2190 2130 00 000000	JH SUPPORT STAFF FICA	2,500.00	198.09	1,146.56	1,353.44	0.00	1,436.06	45.86
50E303 2190 2130 00 000000	HS SUPPORT STAFF FICA	7,400.00	698.51	3,628.39	3,771.61	0.00	6,736.75	49.03
50E105 2190 2140 00 000000	ADAMS SUPPORT STAFF MEDICAR	250.00	31.06	127.96	122.04	0.00	177.07	51.18
50E107 2190 2140 00 000000	JEFFERSON SUPPORT STAFF MED	700.00	62.69	362.61	337.39	0.00	567.69	51.80
50E108 2190 2140 00 000000	LINCOLN SUPPORT STAFF MEDIC	1,050.00	87.78	434.72	615.28	0.00	892.74	41.40
50E109 2190 2140 00 000000	LONGFELLOW SUPPORT STAFF ME	500.00	45.93	244.05	255.95	0.00	433.67	48.81
50E110 2190 2140 00 000000	WASHINGTON SUPPORT STAFF ME	1,500.00	143.47	713.91	786.09	0.00	1,260.19	47.59
50E204 2190 2140 00 000000	JH SUPPORT STAFF MEDICARE	500.00	46.47	268.46	231.54	0.00	335.86	53.69
50E303 2190 2140 00 000000	HS SUPPORT STAFF MEDICARE	1,800.00	163.34	848.54	951.46	0.00	1,575.48	47.14
50E000 2210 2130 00 000000	IMP INST: FICA	2,600.00	0.00	1,048.85	1,551.15	0.00	2,446.38	40.34
50E902 2210 2130 30 000000	TITLE I FICA	0.00	0.00	0.00	0.00	0.00	0.00	0.00
50E930 2210 2130 30 000000	TITLE I; FICA	0.00	0.00	0.00	0.00	0.00	230.65	0.00
50E960 2210 2130 30 000000	ESSER 2 FICA	0.00	0.00	0.00	0.00	0.00	8.44	0.00
50E000 2210 2140 00 000000	IMP INST: MEDICARE	2,000.00	108.64	951.82	1,048.18	0.00	1,851.90	47.59
50E303 2210 2140 00 000001	3 CIRCLE AG GRANT MEDICARE	50.00	0.00	10.74	39.26	0.00	43.52	21.48
50E902 2210 2140 30 000000	TITLE I MEDICARE	1,500.00	0.00	108.67	1,391.33	0.00	0.00	7.24
50E902 2210 2140 30 105000	AD TITLE I MEDICARE	0.00	7.24	54.44	-54.44	0.00	49.80	0.00
50E902 2210 2140 30 107000	JE TITLE I MEDICARE	0.00	40.60	104.48	-104.48	0.00	49.80	0.00
50E902 2210 2140 30 108000	LI TITLE I MEDICARE	0.00	15.94	67.49	-67.49	0.00	49.80	0.00
50E902 2210 2140 30 109000	LO TITLE I MEDICARE	0.00	0.00	43.58	-43.58	0.00	49.80	0.00

Account Number	Account Level Description Account Number	2023-24 Original Budget	December 2023-24 Monthly Activity	2023-24 FYTD Activity	2023-24 Available Funds	Encumbered Amount	2022-23 FY Activity	2023-24 FYTD %
50	SOCIAL SECURITY/MEDICARE							
50E902 2210 2140 30 110000	WA TITLE I MEDICARE	0.00	15.96	67.59	-67.59	0.00	49.72	0.00
50E930 2210 2140 00 105000	AD TITLE I MEDICARE	0.00	0.00	0.00	0.00	0.00	0.00	0.00
50E930 2210 2140 00 107000	JE TITLE I MEDICARE	0.00	0.00	0.00	0.00	0.00	0.00	0.00
50E930 2210 2140 00 108000	LI TITLE I MEDICARE	0.00	0.00	0.00	0.00	0.00	0.00	0.00
50E930 2210 2140 00 109000	LO TITLE I MEDICARE	0.00	0.00	0.00	0.00	0.00	0.00	0.00
50E930 2210 2140 00 110000	WA TITLE I MEDICARE	0.00	0.00	0.00	0.00	0.00	0.00	0.00
50E930 2210 2140 30 000000	TITLE I; MEDICARE	173.00	0.00	0.00	173.00	0.00	53.94	0.00
50E930 2210 2140 30 105000	Title I Medicare-Summer Sch	0.00	0.00	3.39	-3.39	0.00	88.47	0.00
50E930 2210 2140 30 107000	Title I Medicare-Summer Sch	0.00	0.00	11.87	-11.87	0.00	131.39	0.00
50E930 2210 2140 30 108000	Title I Medicare-Summer Sch	0.00	0.00	106.82	-106.82	0.00	608.62	0.00
50E930 2210 2140 30 109000	Title I Medicare-Summer Sch	0.00	0.00	32.22	-32.22	0.00	233.70	0.00
50E930 2210 2140 30 110000	Title I Medicare-Summer Sch	0.00	0.00	15.25	-15.25	0.00	148.45	0.00
50E935 2210 2140 00 000004	TITLE II MEDICARE	0.00	0.00	0.00	0.00	0.00	0.00	0.00
50E935 2210 2140 00 000005	TITLE SIP MEDICARE	0.00	0.00	0.00	0.00	0.00	0.00	0.00
50E960 2210 2140 30 000000	ESSER 2 Medicare	0.00	0.00	0.00	0.00	0.00	148.54	0.00
50E965 2210 2140 30 000000	ESSER III MEDICARE	1,600.00	78.37	190.79	1,409.21	0.00	0.00	11.92
50E965 2220 2140 30 000000	ESSER 3 Medicare	300.00	0.00	0.00	300.00	0.00	38.77	0.00
50E000 2225 2130 00 000000	TECH: FICA	17,000.00	1,346.55	8,191.52	8,808.48	0.00	16,015.52	48.19
50E000 2225 2140 00 000000	TECH: MEDICARE	4,000.00	314.93	1,915.77	2,084.23	0.00	3,745.34	47.89
50E000 2321 2130 00 000000	ADMIN: FICA	3,500.00	288.68	1,732.08	1,767.92	0.00	3,355.20	49.49
50E000 2321 2140 00 000000	ADMIN: MEDICARE	4,100.00	253.40	1,523.74	2,576.26	0.00	3,852.58	37.16
50E105 2410 2130 00 000000	ADAMS PRINCIPAL FICA	3,200.00	209.22	1,268.20	1,931.80	0.00	2,430.30	39.63
50E107 2410 2130 00 000000	JEFFERSON PRINCIPAL FICA	2,800.00	220.98	1,318.98	1,481.02	0.00	2,523.54	47.11
50E108 2410 2130 00 000000	LINCOLN PRINCIPAL FICA	2,500.00	209.57	1,268.81	1,231.19	0.00	2,210.83	50.75
50E109 2410 2130 00 000000	LONGFELLOW PRINCIPAL FICA	3,000.00	393.64	1,722.77	1,277.23	0.00	2,253.67	57.43
50E110 2410 2130 00 000000	WASHINGTON PRINCIPAL FICA	3,000.00	238.12	1,424.91	1,575.09	0.00	2,755.98	47.50
50E204 2410 2130 00 000000	JH PRINCIPAL FICA	4,600.00	416.07	2,294.17	2,305.83	0.00	4,190.90	49.87
50E303 2410 2130 00 000000	HS PRIN FICA	6,000.00	378.37	2,301.76	3,698.24	0.00	4,230.88	38.36
50E105 2410 2140 00 000000	ADAMS PRINCIPAL MEDICARE	2,200.00	165.88	994.35	1,205.65	0.00	1,921.13	45.20
50E107 2410 2140 00 000000	JEFFERSON PRINCIPAL MEDICAR	2,000.00	149.16	873.52	1,126.48	0.00	1,747.28	43.68
50E108 2410 2140 00 000000	LINCOLN PRINCIPAL MEDICARE	3,600.00	277.60	1,652.73	1,947.27	0.00	3,217.58	45.91
50E109 2410 2140 00 000000	LONGFELLOW PRINCIPAL MEDICA	2,100.00	193.54	808.83	1,291.17	0.00	2,012.76	38.52
50E110 2410 2140 00 000000	WASHINGTON PRINCIPAL MEDICA	3,500.00	253.82	1,334.83	2,165.17	0.00	3,147.30	38.14
50E204 2410 2140 00 000000	JH PRINCIPAL MEDICARE	5,400.00	412.25	2,414.95	2,985.05	0.00	4,456.28	44.72
50E303 2410 2140 00 000000	HS PRIN MEDICARE	8,500.00	607.12	3,921.46	4,578.54	0.00	7,357.13	46.13
50E000 2510 2130 00 000000	BUS MAN: FICA	6,100.00	476.94	2,974.00	3,126.00	0.00	5,527.85	48.75
50E000 2510 2140 00 000000	BUS MAN: MEDICARE	1,450.00	111.54	695.50	754.50	0.00	1,292.89	47.97
50E000 2520 2130 00 000000	FISCAL: FICA	6,831.00	438.20	2,687.80	4,143.20	0.00	5,140.11	39.35

Account Number	Account Level Description Account Number	2023-24 Original Budget	December 2023-24 Monthly Activity	2023-24 FYTD Activity	2023-24 Available Funds	Encumbered Amount	2022-23 FY Activity	2023-24 FYTD %
50	SOCIAL SECURITY/MEDICARE							
50E000 2520 2140 00 000000	FISCAL: MEDICARE	1,600.00	102.48	628.59	971.41	0.00	1,202.24	39.29
50E000 2542 2130 00 000000	MAINT: FICA	27,000.00	2,367.51	14,155.84	12,844.16	0.00	26,712.74	52.43
50E105 2542 2130 00 000000	ADAMS CUSTODIAN FICA	6,300.00	447.48	2,492.62	3,807.38	0.00	4,494.09	39.57
50E107 2542 2130 00 000000	JEFFERSON CUSTODIAN FICA	7,000.00	564.17	3,363.05	3,636.95	0.00	5,828.12	48.04
50E108 2542 2130 00 000000	LINCOLN CUSTODIAN FICA	8,000.00	582.49	3,987.13	4,012.87	0.00	7,698.52	49.84
50E109 2542 2130 00 000000	LONGFELLOW CUSTODIAN FICA	6,500.00	385.67	2,507.10	3,992.90	0.00	4,590.15	38.57
50E110 2542 2130 00 000000	WASHINGTON CUSTODIAN FICA	9,000.00	733.99	3,847.61	5,152.39	0.00	7,927.66	42.75
50E204 2542 2130 00 000000	JH CUSTODIAN FICA	13,000.00	964.83	5,579.51	7,420.49	0.00	10,816.99	42.92
50E303 2542 2130 00 000000	HS CUSTODIAN FICA	20,500.00	1,725.77	10,303.84	10,196.16	0.00	18,574.59	50.26
50E000 2542 2140 00 000000	MAINT: MEDICARE	7,000.00	553.68	3,310.60	3,689.40	0.00	6,247.40	47.29
50E105 2542 2140 00 000000	ADAMS CUSTODIAN MEDICARE	1,500.00	104.65	582.99	917.01	0.00	1,050.99	38.87
50E107 2542 2140 00 000000	JEFFERSON CUSTODIAN MEDICAR	1,700.00	131.94	786.53	913.47	0.00	1,363.02	46.27
50E108 2542 2140 00 000000	LINCOLN CUSTODIAN MEDICARE	2,400.00	136.23	932.49	1,467.51	0.00	1,800.49	38.85
50E109 2542 2140 00 000000	LONGFELLOW CUSTODIAN MEDICA	1,300.00	90.18	586.32	713.68	0.00	1,073.52	45.10
50E110 2542 2140 00 000000	WASHINGTON CUSTODIAN MEDICA	2,100.00	171.66	899.85	1,200.15	0.00	1,854.13	42.85
50E204 2542 2140 00 000000	JH CUSTODIAN MEDICARE	2,800.00	225.64	1,304.85	1,495.15	0.00	2,529.75	46.60
50E303 2542 2140 00 000000	HS CUSTODIAN MEDICARE	5,000.00	403.63	2,409.80	2,590.20	0.00	4,344.12	48.20
50E000 2550 2130 00 000000	PUPIL TRANS: FICA	1,400.00	109.56	660.41	739.59	0.00	1,284.96	47.17
50E000 2550 2140 00 000000	PUPIL TRANS: MEDICARE	325.00	25.62	154.43	170.57	0.00	300.44	47.52
50E000 2560 2130 84 000000	FOOD SERV: FICA	6,000.00	473.38	2,954.85	3,045.15	0.00	6,004.25	49.25
50E105 2560 2130 84 000000	ADAMS FOOD SERV FICA	7,000.00	473.76	2,574.03	4,425.97	0.00	5,505.85	36.77
50E107 2560 2130 84 000000	JEFFERSON FOOD SERV FICA	5,800.00	464.06	2,310.08	3,489.92	0.00	4,764.34	39.83
50E108 2560 2130 84 000000	LINCOLN FOOD SERV FICA	9,500.00	999.39	4,189.52	5,310.48	0.00	9,291.30	44.10
50E109 2560 2130 84 000000	LONGFELLOW FOOD SERV FICA	6,200.00	562.49	2,807.56	3,392.44	0.00	5,818.51	45.28
50E110 2560 2130 84 000000	WASHINGTON FOOD SERV FICA	7,500.00	692.63	3,340.37	4,159.63	0.00	7,369.76	44.54
50E204 2560 2130 84 000000	JH FOOD FICA	11,500.00	1,215.87	5,640.79	5,859.21	0.00	10,693.74	49.05
50E303 2560 2130 84 000000	HS FOOD SERV FICA	12,000.00	903.73	4,674.12	7,325.88	0.00	9,614.85	38.95
50E960 2560 2130 30 000000	ESSER 2 FICA	228.00	0.00	227.87	0.13	0.00	3,002.31	99.94
50E965 2560 2130 30 000000	ESSER 3 FICA	3,100.00	0.00	0.00	3,100.00	0.00	0.00	0.00
50E000 2560 2140 84 000000	FOOD SERV: MEDICARE	1,700.00	110.70	691.00	1,009.00	0.00	1,404.17	40.65
50E105 2560 2140 84 000000	ADAMS FOOD SERV MEDICARE	1,400.00	110.81	601.98	798.02	0.00	1,287.63	43.00
50E107 2560 2140 84 000000	JEFFERSON FOOD SERV MEDICAR	1,200.00	108.53	540.29	659.71	0.00	1,114.22	45.02
50E108 2560 2140 84 000000	LINCOLN FOOD SERV MEDICARE	2,300.00	233.73	979.82	1,320.18	0.00	2,172.98	42.60
50E109 2560 2140 84 000000	LONGFELLOW FOOD SERV MEDICA	1,500.00	131.55	656.59	843.41	0.00	1,360.85	43.77
50E110 2560 2140 84 000000	WASHINGTON FOOD SERV MEDICA	1,800.00	161.99	781.20	1,018.80	0.00	1,723.64	43.40
50E204 2560 2140 84 000000	JH FOOD SERV MEDICARE	2,600.00	284.37	1,319.28	1,280.72	0.00	2,500.91	50.74
50E303 2560 2140 84 000000	HS FOOD SERV MEDICARE	3,000.00	211.35	1,093.09	1,906.91	0.00	2,248.64	36.44
50E960 2560 2140 30 000000	ESSER 2 Medicare	53.00	0.00	53.30	-0.30	0.00	702.13	100.57

Account Number	Account Level Description Account Number	2023-24 Original Budget	December 2023-24 Monthly Activity	2023-24 FYTD Activity	2023-24 Available Funds	Encumbered Amount	2022-23 FY Activity	2023-24 FYTD %
50	SOCIAL SECURITY/MEDICARE							
50E965 2560 2140 30 000000	ESSER 3 Medicare	1,000.00	0.00	0.00	1,000.00	0.00	0.00	0.00
50E902 2900 2130 30 105000	AD TITLE I FICA	0.00	0.00	0.00	0.00	0.00	0.00	0.00
50E902 2900 2130 30 107000	JE TITLE I FICA	0.00	0.00	0.00	0.00	0.00	0.00	0.00
50E902 2900 2130 30 108000	LI TITLE I FICA	0.00	0.00	0.00	0.00	0.00	0.00	0.00
50E902 2900 2130 30 109000	LO TITLE I FICA	0.00	0.00	0.00	0.00	0.00	0.00	0.00
50E902 2900 2130 30 110000	WA TITLE I FICA	0.00	0.00	0.00	0.00	0.00	0.00	0.00
50E930 2900 2130 30 000000	TITLE I: FICA	0.00	0.00	0.00	0.00	0.00	0.00	0.00
50E930 2900 2130 30 105000	AD TITLE I FICA	0.00	0.00	0.00	0.00	0.00	0.00	0.00
50E930 2900 2130 30 107000	JE TITLE I FICA	0.00	0.00	0.00	0.00	0.00	0.00	0.00
50E930 2900 2130 30 108000	LI TITLE I FICA	0.00	0.00	0.00	0.00	0.00	0.00	0.00
50E930 2900 2130 30 109000	LO TITLE I FICA	0.00	0.00	0.00	0.00	0.00	0.00	0.00
50E930 2900 2130 30 110000	WA TITLE I FICA	0.00	0.00	0.00	0.00	0.00	0.00	0.00
50E000 2900 2140 00 000000	Title I Medicare	100.00	0.00	0.00	100.00	0.00	37.00	0.00
50E902 2900 2140 30 000000	TITLE I MEDICARE	0.00	0.00	0.00	0.00	0.00	0.00	0.00
50E902 2900 2140 30 105000	AD TITLE I MEDICARE	0.00	0.00	0.00	0.00	0.00	11.12	0.00
50E902 2900 2140 30 107000	JE TITLE I MEDICARE	0.00	0.00	0.00	0.00	0.00	11.12	0.00
50E902 2900 2140 30 108000	LI TITLE I MEDICARE	0.00	0.00	0.00	0.00	0.00	11.12	0.00
50E902 2900 2140 30 109000	LO TITLE I MEDICARE	0.00	0.00	0.00	0.00	0.00	11.12	0.00
50E902 2900 2140 30 110000	WA TITLE I MEDICARE	0.00	0.00	0.00	0.00	0.00	11.12	0.00
50E930 2900 2140 30 000000	TITLE I: MEDICARE	0.00	0.00	0.00	0.00	0.00	0.00	0.00
50E930 2900 2140 30 105000	AD TITLE I MEDICARE	0.00	0.00	0.00	0.00	0.00	0.00	0.00
50E930 2900 2140 30 107000	JE TITLE I MEDICARE	0.00	0.00	0.00	0.00	0.00	-6.10	0.00
50E930 2900 2140 30 108000	LI TITLE I MEDICARE	0.00	0.00	0.00	0.00	0.00	3.05	0.00
50E930 2900 2140 30 109000	LO TITLE I MEDICARE	0.00	0.00	0.00	0.00	0.00	3.05	0.00
50E930 2900 2140 30 110000	WA TITLE I MEDICARE	0.00	0.00	0.00	0.00	0.00	15.22	0.00
50E902 3900 2140 30 000000	TITLE I MEDICARE	400.00	0.00	0.00	400.00	0.00	0.00	0.00
50E902 3900 2140 30 105000	AD TITLE I MEDICARE	0.00	13.26	31.29	-31.29	0.00	11.76	0.00
50E902 3900 2140 30 107000	JE TITLE I MEDICARE	0.00	23.92	52.18	-52.18	0.00	11.76	0.00
50E902 3900 2140 30 108000	LI TITLE I MEDICARE	0.00	17.18	46.97	-46.97	0.00	11.76	0.00
50E902 3900 2140 30 109000	LO TITLE I MEDICARE	0.00	6.52	26.08	-26.08	0.00	11.76	0.00
50E902 3900 2140 30 110000	WA TITLE I MEDICARE	0.00	15.28	39.32	-39.32	0.00	11.76	0.00
50E930 3900 2140 30 000000	TITLE I: MEDICARE	100.00	0.00	0.00	100.00	0.00	0.00	0.00
50E930 3900 2140 30 105000	AD TITLE I: MEDICARE	0.00	0.00	12.20	-12.20	0.00	57.91	0.00
50E930 3900 2140 30 107000	JE TITLE I: MEDICARE	0.00	0.00	12.20	-12.20	0.00	57.91	0.00
50E930 3900 2140 30 108000	LI TITLE I: MEDICARE	0.00	0.00	12.20	-12.20	0.00	57.91	0.00
50E930 3900 2140 30 109000	LO TITLE I: MEDICARE	0.00	0.00	12.20	-12.20	0.00	57.91	0.00
50E930 3900 2140 30 110000	WA TITLE I: MEDICARE	0.00	0.00	12.08	-12.08	0.00	57.54	0.00
50E000 3901 2130 00 000000	AFTERCATS: FICA	600.00	0.00	3.30	596.70	0.00	442.07	0.55

Account Number	Account Level Description Account Number	2023-24 Original Budget	December 2023-24 Monthly Activity	2023-24 FYTD Activity	2023-24 Available Funds	Encumbered Amount	2022-23 FY Activity	2023-24 FYTD %
50	SOCIAL SECURITY/MEDICARE							
50E105 3901 2130 00 000000	ADAMS AFTERCATS FICA	1,000.00	89.90	305.94	694.06	0.00	365.49	30.59
50E107 3901 2130 00 000000	JEFFERSON AFTERCATS FICA	1,000.00	63.65	311.65	688.35	0.00	787.97	31.17
50E108 3901 2130 00 000000	LINCOLN AFTERCATS FICA	2,300.00	194.24	880.74	1,419.26	0.00	2,152.16	38.29
50E109 3901 2130 00 000000	LONGFELLOW AFTERCATS FICA	1,200.00	110.69	530.11	669.89	0.00	971.84	44.18
50E110 3901 2130 00 000000	WASHINGTON AFTERCATS FICA	1,500.00	144.66	647.19	852.81	0.00	1,025.92	43.15
50E204 3901 2130 00 000000	JH AFTERCATS FICA	600.00	53.14	377.72	222.28	0.00	550.04	62.95
50E000 3901 2140 00 000000	AFTERCATS: MEDICARE	125.00	0.00	0.77	124.23	0.00	103.40	0.62
50E105 3901 2140 00 000000	ADAMS AFTERCATS MEDICARE	250.00	21.02	71.55	178.45	0.00	85.46	28.62
50E107 3901 2140 00 000000	JEFFERSON AFTERCATS MEDICAR	250.00	14.89	72.88	177.12	0.00	184.26	29.15
50E108 3901 2140 00 000000	LINCOLN AFTERCATS MEDICARE	600.00	45.42	205.98	394.02	0.00	503.30	34.33
50E109 3901 2140 00 000000	LONGFELLOW AFTERCATS MEDICA	300.00	25.88	123.97	176.03	0.00	227.23	41.32
50E110 3901 2140 00 000000	WASHINGTON AFTERCATS MEDICA	300.00	33.84	151.36	148.64	0.00	239.89	50.45
50E204 3901 2140 00 000000	JH AFTERCATS - MEDICARE	150.00	12.44	88.33	61.67	0.00	128.61	58.89
50---- ---- ---- -- ------		690,780.00	54,040.24	306,249.15	384,530.85	0.00	604,955.01	44.33
51	ILLINOIS MUNICIPAL RETIREMENT							
51E000 1101 2120 00 000002	ELEM IMRF	100.00	0.00	0.00	100.00	0.00	45.89	0.00
51E105 1101 2120 00 000000	ELEM. IMRF	4,400.00	151.72	775.06	3,624.94	0.00	3,872.80	17.62
51E105 1101 2120 00 000001	ADAMS IMRF	500.00	129.06	464.08	35.92	0.00	0.00	92.82
51E107 1101 2120 00 000000	JEFFERSON IMRF	2,800.00	154.08	883.60	1,916.40	0.00	1,835.94	31.56
51E108 1101 2120 00 000000	LINCOLN IMRF	100.00	0.00	0.00	100.00	0.00	0.00	0.00
51E109 1101 2120 00 000000	LONGFELLOW IMRF	2,200.00	131.80	731.64	1,468.36	0.00	1,615.61	33.26
51E110 1101 2120 00 000000	WASHINGTON IMRF	4,500.00	239.10	1,219.31	3,280.69	0.00	2,718.50	27.10
51E204 1102 2120 00 000000	JH IMRF	0.00	0.00	19.72	-19.72	0.00	0.00	0.00
51E204 1102 2120 00 000001	JH IMRF	50.00	0.00	0.00	50.00	0.00	18.50	0.00
51E303 1103 2120 00 000000	HS IMRF	20,000.00	1,315.32	7,720.04	12,279.96	0.00	16,952.44	38.60
51E303 1103 2120 00 000001	HS IMRF	500.00	0.00	0.00	500.00	0.00	0.00	0.00
51E930 1250 2120 30 000000	TITLE IMRF	200.00	0.00	0.00	200.00	0.00	0.00	0.00
51E960 1250 2120 30 000000	ESSER II IMRF	700.00	0.00	785.43	-85.43	0.00	4,269.00	112.20
51E965 1250 2120 30 000000	ESSER III IMRF	7,000.00	0.00	0.00	7,000.00	0.00	0.00	0.00
51E000 1500 2120 00 000000	ATHL: IMRF	4,200.00	220.48	1,362.18	2,837.82	0.00	3,127.29	32.43
51E000 1500 2120 00 000001	ATHL: IMRF	1,500.00	251.02	497.43	1,002.57	0.00	1,026.09	33.16
51E303 1500 2120 01 000000	HS FOOTBALL IMRF	1,500.00	0.00	0.00	1,500.00	0.00	0.00	0.00
51E303 1500 2120 05 000000	HS BOYS TRACK IMRF	1,000.00	0.00	443.65	556.35	0.00	806.00	44.37
51E303 1500 2120 06 000000	HS WRESTLING IMRF	200.00	0.00	0.00	200.00	0.00	0.00	0.00
51E303 1500 2120 07 000000	HS BASEBALL IMRF	420.00	0.00	0.00	420.00	0.00	371.75	0.00

Account Number	Account Level Description Account Number	2023-24 Original Budget	December 2023-24 Monthly Activity	2023-24 FYTD Activity	2023-24 Available Funds	Encumbered Amount	2022-23 FY Activity	2023-24 FYTD %
51	ILLINOIS MUNICIPAL RETIREMENT							
51E303 1500 2120 15 000000	HS BOYS BASKETBALL IMRF	500.00	0.00	0.00	500.00	0.00	0.00	0.00
51E303 1500 2120 31 000000	HS GIRLS BASKETBALL	600.00	94.28	188.56	411.44	0.00	449.43	31.43
51E303 1500 2120 32 000000	HS GIRLS CROSS COUNTRY	800.00	0.00	0.00	800.00	0.00	0.00	0.00
51E303 1500 2120 33 000000	HS GIRLS TRACK IMRF	1,000.00	0.00	0.00	1,000.00	0.00	0.00	0.00
51E303 1500 2120 36 000000	HS GIRLS SOCCER IMRF	0.00	0.00	155.29	-155.29	0.00	251.46	0.00
51E000 1501 2120 00 000000	ADAMS IMRF	2,500.00	359.68	604.16	1,895.84	0.00	564.85	24.17
51E000 2134 2120 00 000000	HEALTH SERV IMRF	7,000.00	495.22	2,813.44	4,186.56	0.00	6,169.64	40.19
51E105 2134 2120 00 000000	HEALTH SERV. IMRF	4,000.00	220.08	1,336.97	2,663.03	0.00	3,073.65	33.42
51E107 2134 2120 00 000000	HEALTH SERV. IMRF	4,000.00	207.68	1,256.62	2,743.38	0.00	2,887.86	31.42
51E108 2134 2120 00 000000	HEALTH SERVICES: IMRF	4,000.00	224.68	1,358.98	2,641.02	0.00	3,140.53	33.97
51E109 2134 2120 00 000000	HEALTH SERV. IMRF	4,000.00	195.50	1,154.20	2,845.80	0.00	2,712.28	28.86
51E110 2134 2120 00 000000	HEALTH SERV. IMRF	5,800.00	270.66	1,643.78	4,156.22	0.00	3,838.79	28.34
51E204 2134 2120 00 000000	HEALTH SERV. IMRF	3,700.00	141.18	848.51	2,851.49	0.00	1,965.56	22.93
51E303 2134 2120 00 000000	HEALTH SERV. IMRF	4,000.00	573.03	1,548.14	2,451.86	0.00	2,696.80	38.70
51E960 2134 2120 30 000000	ESSER 2 HEALTH SERV IMRF	500.00	0.00	0.00	500.00	0.00	390.02	0.00
51E965 2134 2120 30 000000	ESSER 3 HEALTH SERV IMRF	7,000.00	175.04	1,414.39	5,585.61	0.00	4,741.06	20.21
51E105 2190 2120 00 000000	ADAMS SUPPORT IMRF	1,000.00	0.00	0.00	1,000.00	0.00	449.96	0.00
51E107 2190 2120 00 000000	JEFFERSON SUPPORT IMRF	1,700.00	65.90	332.95	1,367.05	0.00	670.67	19.59
51E108 2190 2120 00 000000	LINCOLN SUPPORT IMRF	1,200.00	133.87	798.42	401.58	0.00	963.38	66.54
51E109 2190 2120 00 000000	LONGFELLOW SUPPORT IMRF	2,300.00	109.84	479.22	1,820.78	0.00	626.69	20.84
51E110 2190 2120 00 000000	WASHINGTON SUPPORT IMRF	8,000.00	791.23	3,779.55	4,220.45	0.00	6,027.80	47.24
51E204 2190 2120 00 000000	JH SUPPORT STAFF IMRF	2,300.00	279.61	1,666.68	633.32	0.00	1,498.93	72.46
51E303 2190 2120 00 000000	HS SUPPORT STAFF IMRF	14,000.00	994.81	5,099.60	8,900.40	0.00	11,642.25	36.43
51E000 2210 2120 00 000000	STAFF DEV IMRF	6,200.00	0.00	1,279.16	4,920.84	0.00	4,509.41	20.63
51E960 2210 2120 30 000000	ESSER 2 IMRF	0.00	0.00	0.00	0.00	0.00	12.02	0.00
51E000 2225 2120 00 000000	TECHNOLOGY IMRF	37,000.00	2,002.14	12,012.84	24,987.16	0.00	28,018.23	32.47
51E000 2321 2120 00 000000	ADMIN IMRF	7,500.00	411.14	2,466.84	5,033.16	0.00	5,776.80	32.89
51E105 2410 2120 00 000000	PRINCIPAL IMRF	7,000.00	407.52	2,454.90	4,545.10	0.00	5,668.39	35.07
51E107 2410 2120 00 000000	PRINCIPAL IMRF	5,600.00	318.86	1,895.06	3,704.94	0.00	4,341.87	33.84
51E108 2410 2120 00 000000	PRINCIPAL IMRF	13,000.00	304.36	1,805.64	11,194.36	0.00	11,179.02	13.89
51E109 2410 2120 00 000000	PRINCIPAL IMRF	12,500.00	574.62	2,519.34	9,980.66	0.00	10,843.12	20.15
51E110 2410 2120 00 000000	PRINCIPAL IMRF	6,200.00	339.12	2,029.29	4,170.71	0.00	4,769.09	32.73
51E204 2410 2120 00 000000	PRINCIPAL IMRF	10,000.00	572.90	3,462.74	6,537.26	0.00	7,866.57	34.63
51E303 2410 2120 00 000000	PRINCIPAL IMRF	25,000.00	594.59	3,609.50	21,390.50	0.00	18,451.57	14.44
51E000 2510 2120 00 000000	BUS. MGR. IMRF	15,000.00	730.28	4,520.37	10,479.63	0.00	10,074.96	30.14
51E000 2520 2120 00 000000	FISCAL IMRF	14,000.00	669.88	4,088.63	9,911.37	0.00	9,312.24	29.20
51E000 2542 2120 00 000000	CUST./MAINT. IMRF	60,000.00	3,420.45	19,629.06	40,370.94	0.00	43,912.79	32.72
51E105 2542 2120 00 000000	CUST./MAINT. IMRF	15,000.00	605.85	3,513.61	11,486.39	0.00	7,998.03	23.42

Account Number	Account Level Description Account Number	2023-24 Original Budget	December 2023-24 Monthly Activity	2023-24 FYTD Activity	2023-24 Available Funds	Encumbered Amount	2022-23 FY Activity	2023-24 FYTD %
51	ILLINOIS MUNICIPAL RETIREMENT							
51E107 2542 2120 00 000000	CUST./MAINT. IMRF	15,000.00	793.02	4,613.41	10,386.59	0.00	9,602.66	30.76
51E108 2542 2120 00 000000	CUST./MAINT. IMRF	13,000.00	824.65	5,222.72	7,777.28	0.00	10,651.26	40.17
51E109 2542 2120 00 000000	CUST./MAINT. IMRF	8,400.00	532.83	3,258.20	5,141.80	0.00	7,362.56	38.79
51E110 2542 2120 00 000000	CUST./MAINT. IMRF	19,000.00	983.36	4,905.15	14,094.85	0.00	12,095.30	25.82
51E204 2542 2120 00 000000	CUST./MAINT. IMRF	20,000.00	1,293.59	7,555.29	12,444.71	0.00	17,116.17	37.78
51E303 2542 2120 00 000000	CUST./MAINT. IMRF	37,000.00	2,464.50	13,894.36	23,105.64	0.00	31,737.35	37.55
51E000 2550 2120 00 000000	TRANS. IMRF	3,500.00	167.46	1,004.76	2,495.24	0.00	2,328.06	28.71
51E000 2560 2120 84 000000	FOOD SERVICE IMRF	15,000.00	674.20	4,208.36	10,791.64	0.00	10,637.55	28.06
51E105 2560 2120 84 000000	FOOD SERV. IMRF	12,000.00	772.88	4,045.91	7,954.09	0.00	10,626.44	33.72
51E107 2560 2120 84 000000	FOOD SERV. IMRF	12,000.00	665.04	3,306.49	8,693.51	0.00	7,727.89	27.55
51E108 2560 2120 84 000000	FOOD SERV. IMRF	16,000.00	1,427.44	5,887.92	10,112.08	0.00	31,282.46	36.80
51E109 2560 2120 84 000000	FOOD SERVICE IMRF	12,000.00	832.52	4,096.54	7,903.46	0.00	8,872.48	34.14
51E110 2560 2120 84 000000	FOOD SERV. IMRF	16,000.00	824.48	4,489.76	11,510.24	0.00	12,494.65	28.06
51E204 2560 2120 84 000000	FOOD SERV. IMRF	19,000.00	1,649.87	7,462.29	11,537.71	0.00	16,794.01	39.28
51E303 2560 2120 84 000000	FOOD SERV. IMRF	20,000.00	1,375.67	7,012.20	12,987.80	0.00	17,755.77	35.06
51E960 2560 2120 30 000000	ESSER 2 FOOD SERV IMRF	500.00	0.00	324.53	175.47	0.00	5,139.84	64.91
51E965 2560 2120 30 000000	ESSER 3 Food Serv IMRF	6,000.00	0.00	0.00	6,000.00	0.00	0.00	0.00
51E000 3901 2120 00 000000	AFTERCATS IMRF	0.00	0.00	2.40	-2.40	0.00	0.00	0.00
51E105 3901 2120 00 000000	ADAMS AFTERCATS IMRF	1,000.00	0.00	0.00	1,000.00	0.00	560.06	0.00
51E107 3901 2120 00 000000	AFTERCATS IMRF	1,300.00	76.79	374.18	925.82	0.00	781.32	28.78
51E108 3901 2120 00 000000	AFTERCATS IMRF	2,500.00	154.55	738.21	1,761.79	0.00	2,090.09	29.53
51E109 3901 2120 00 000000	LONGFELLOW AFTERCATS IMRF	2,300.00	151.03	619.22	1,680.78	0.00	807.22	26.92
51E110 3901 2120 00 000000	WA AFTERCATS IMRF	2,500.00	206.01	853.93	1,646.07	0.00	1,672.24	34.16
51E204 3901 2120 00 000000	JH AFTERCATS IMRF	1,400.00	85.21	575.67	824.33	0.00	1,028.10	41.12
51---- ---- ---- -- ------		621,170.00	34,831.68	191,120.08	430,049.92	0.00	483,319.01	30.77
60	CAPITAL PROJECTS FUND OR FUND							
60E000 2532 5100 01 000001	LAND PURCHASE	0.00	0.00	0.00	0.00	0.00	0.00	0.00
60E000 2533 5230 00 000000	ARCH LOCAL PROJECTS	113,000.00	0.00	0.00	113,000.00	0.00	0.00	0.00
60E000 2533 5230 00 220320	Jefferson Pre-k Doors Windo	18,000.00	629.10	13,561.99	4,438.01	0.00	41,825.20	75.34
60E000 2533 5230 00 220660	ARCH WA HVAC PHASE 1	41,500.00	1,717.38	12,783.16	28,716.84	0.00	39,790.80	30.80
60E000 2533 5230 00 220910	ARCH FIRE ALARMS	40,000.00	0.00	14,963.40	25,036.60	0.00	52,894.53	37.41
60E000 2533 5230 00 220980	ARCH HS ADA PHASE 6	12,000.00	0.00	3,802.50	8,197.50	0.00	17,031.14	31.69
60E000 2533 5230 00 220990	ARCH JH EXTERIOR IMPROVMENT	25,000.00	918.99	17,769.81	7,230.19	0.00	65,807.14	71.08
60E000 2533 5230 00 221000	ARCH PARKING LOTS	34,000.00	0.00	37,749.54	-3,749.54	0.00	41,161.35	111.03
60E105 2533 5230 00 230510	ARCH GYM FLOOR	0.00	4,246.52	13,094.52	-13,094.52	0.00	0.00	0.00

Account Number	Account Level Description Account Number	2023-24 Original Budget	December 2023-24 Monthly Activity	2023-24 FYTD Activity	2023-24 Available Funds	Encumbered Amount	2022-23 FY Activity	2023-24 FYTD %
60	CAPITAL PROJECTS FUND OR FUND							
60E105 2533 5230 00 230940	ADAMS ROOF REPLACEMENT	0.00	4,107.55	4,107.55	-4,107.55	0.00	0.00	0.00
60E107 2533 5230 00 230440	Arch Jefferson Library	52,000.00	909.50	52,231.74	-231.74	0.00	0.00	100.45
60E204 2533 5230 00 230970	ARCH JH EAST LOCKER ROOM	0.00	31,647.50	50,636.00	-50,636.00	0.00	0.00	0.00
60E000 2535 3190 00 000002	UNIT 2 LOCAL PROJECTS	200,000.00	0.00	0.00	178,786.00	21,214.00	126,220.99	0.00
60E000 2535 5230 00 220910	FIRE ALARMS WA JH	330,000.00	0.00	219,834.00	110,166.00	0.00	56,654.00	66.62
60E000 2535 5230 00 221000	JEF LIN PARKING LOTS	440,000.00	0.00	464,047.78	-24,047.78	0.00	0.00	105.47
60E107 2535 5230 00 220320	JEFFERSON PRE K DOOR & WIND	345,000.00	0.00	119,008.80	225,991.20	0.00	96,232.50	34.50
60E107 2535 5230 00 230440	Jefferson Library	550,000.00	260,915.50	494,200.00	55,800.00	0.00	0.00	89.85
60E110 2535 5230 00 220660	WA HVAC PHASE I	340,000.00	89,403.05	314,508.35	25,491.65	0.00	122,086.93	92.50
60E204 2535 5230 00 220990	JH EXTERIOR IMPROVEMENTS	700,000.00	23,151.15	600,205.05	99,794.95	0.00	34,692.30	85.74
60E303 2535 5230 00 220980	MHS ADA PHASE 6	190,000.00	0.00	175,533.00	14,467.00	0.00	0.00	92.39
60E000 8410 6600 00 000000	NEW AS PRINCIPAL PMT TO FUN	705,000.00	0.00	0.00	705,000.00	0.00	690,000.00	0.00
60E000 8510 6600 00 000000	NEW AS INTEREST PMT TO FUND	46,496.00	0.00	23,247.75	23,248.25	0.00	61,882.50	50.00
60---- ---- ---- -- ------		4,181,996.00	417,646.24	2,631,284.94	1,529,497.06	21,214.00	1,446,279.38	62.92
70	WORKING CASH FUND							
70E000 8110 0000 10 000000	PERMANENT XFER TO EDUCATION	0.00	0.00	0.00	0.00	0.00	0.00	0.00
70---- ---- ---- -- ------		0.00	0.00	0.00	0.00	0.00	0.00	0.00
80	TORT IMMUNITY AND JUDGMENT FUN							
80E000 2361 3800 00 000000	TORT: WORKERS COMPENSATION	156,000.00	0.00	155,435.00	565.00	0.00	197,625.00	99.64
80E000 2365 3180 00 000000	TORT: LEGAL SERVICES	80,000.00	974.95	5,433.12	74,566.88	0.00	49,544.57	6.79
80E000 2365 3190 00 000000	TORT: CONTRACTUAL SERVICES	10,000.00	0.00	0.00	10,000.00	0.00	0.00	0.00
80E000 2365 3800 00 000000	TORT: PROPERTY CASUALTY	425,000.00	25,399.00	60,168.00	364,832.00	0.00	343,498.92	14.16
80E000 2365 3800 00 000001	TORT: UNEMPLOYMENT	15,000.00	60.00	2,116.81	12,883.19	0.00	3,769.08	14.11
80---- ---- ---- -- ------		686,000.00	26,433.95	223,152.93	462,847.07	0.00	594,437.57	32.53
90	FIRE PREVENTION AND SAFETY FUN							
90E000 2533 3010 02 001203	Jr.High 10 YR HLS REPORT	20,000.00	0.00	0.00	20,000.00	0.00	0.00	0.00
90E000 2533 3010 04 001001	CS 10 YR HLS REPORT	0.00	0.00	0.00	0.00	0.00	0.00	0.00
90E000 2533 3010 06 001407	Lincoln HLS 10 YR Survey	0.00	0.00	0.00	0.00	0.00	0.00	0.00
90E000 2533 3010 07 000000	JEFFHI HLS 10 YR SURVEY	0.00	0.00	0.00	0.00	0.00	0.00	0.00

Account Number	Account Level Description Account Number	2023-24 Original Budget	December 2023-24 Monthly Activity	2023-24 FYTD Activity	2023-24 Available Funds	Encumbered Amount	2022-23 FY Activity	2023-24 FYTD %
90	FIRE PREVENTION AND SAFETY FUN							
90E000 2533 3010 07 001405	Long. HLS 10 Yr Survey	0.00	0.00	0.00	0.00	0.00	0.00	0.00
90E000 2533 3010 08 001406	Wash. HLS 10 Yr Survey	0.00	0.00	0.00	0.00	0.00	0.00	0.00
90E107 2533 5230 00 230960	ARCH JEFFERSON EXTERIOR DOO	0.00	4,489.39	9,261.39	-9,261.39	0.00	0.00	0.00
90E107 2535 5230 00 230960	JEFFERSON EXTERIOR DOORS	0.00	0.00	0.00	0.00	0.00	0.00	0.00
90E000 2540 5400 00 000000	Metal Detectors	0.00	0.00	51,215.80	-105,622.97	54,407.17	0.00	0.00
90---- ---- ---- -- ------		20,000.00	4,489.39	60,477.19	-94,884.36	54,407.17	0.00	302.39
Grand Expense Totals		58,780,614.00	4,754,743.99	29,061,004.52	29,163,067.16	487,642.03	55,479,394.12	49.44

Number of Accounts: 2198

********** End of report **********